



## SABRES PERSONNEL:

2009 NHL Entry Draft Selections	88
2009-10 Training Camp Roster	25
Christiano, Jon	15
Corsi, Jim	14
Devine, Kevin	15
DiPofi, Daniel	8
Golisano, B. Thomas	4
Jakubowski, Mark	16
Macre, Tim	16
McCutcheon, Brian	13
McKenney, Doug	14
Patrick, James	13
Player Profiles	26-87
Public Relations Department	23
Quinn, Lawrence	6
Regier, Darcy	9
Ruff, Lindy	11
Sabres Directory	2
Sabres Staff	19
Schranz, Scott	16
Scouting Department	18
Smith, Corey	16
Trainers & Equipment	17

## 2008-2009 SEASON:

Game Highs/Lows	113
Individual Game-by-Game Statistics	102
Individual Scoring Breakdown	97
Individual Statistics	96
NHL Awards	92
NHL Leaders	92
NHL Standings	91
Real Time Stats Leaders	98
Regular Season Scores	95
Sabres vs. NHL	115-143
Shootout Summary	100
Stanley Cup Playoff Review	91
Team Stats	99
The Last Time	111
Transactions	109

## THE RECORD BOOK:

1-0 Games	182
All-time Records vs.	159
Career Leaders	188
Empty Net Goals	183
Goaltending Statistics, All-Time	209
Hat Tricks	169
Home/Away Records, All-Time	158
Individual Records	198
Individual Scoring, All-Time	201
Last 10 Games vs.	160
Opponent Records	197

## THE RECORD BOOK:

Penalty Shots	184
PP & PK Stats All-Time	210
Record by Day/Month	162
Regular-Season Overtime Goals	166
Sabres Streaks	163
Season Openers	164
Shutouts	176
Single Season Leaders	191
Team Game Records	195
Yearly Goaltender Won-Loss Records	190
Yearly Leaders	186
Year-by-Year Results & Statistics	145-157
Year-by-Year Record	165

## PLAYOFFS:

Career Leaders	225
Hat Tricks	224
Individual Scoring, All-Time	212
Individual Goaltending, All-Time	215
Opponent Playoff Leaders	229
Overtime Games	223
Results, All-Time	216
Sabres Individual Records, All-Time	226
Shutouts	224
Team Records	227

## SABRES HISTORY:

Attendance	247
Awards & Honors	243
Draft Selections, All-Time	248
Hockey Hall of Fame	240
Major Transactions, All-Time	257
Retired Numbers	234
Sabres Captains, All-Time	242
Sabres Coaches, All-Time	242
Sabres Hall of Fame	240
Sabres Firsts	241
Uniform Numbers, All-Time	231

## PORTLAND PIRATES:

Team Information	265-277
------------------	---------

## MISCELLANEOUS INFORMATION:

2008-09 Buffalo Sabres Schedule	288
History of the Buffalo Sabres	280
History of the Uniform	283
HSBC Arena	284
Key Dates for 2009-10	286
Media Information	285
Radio/TV Information	279
Ticket Information	287

Executive Editor Michael Gilbert  
 Editor Kevin Snow  
 Contributing Editors Chris Bandura & Tim Bulmer

Photos NHLI via Getty Images, Bill Wippert  
 Publication Design Frank Cravotta & Vicki Sitek  
 Special Thanks Elias Sports Bureau



**BUFFALO SABRES**

Hockey Western New York, LLC  
 HSBC Arena  
 One Seymour H. Knox III Plaza  
 Buffalo, NY 14203

Executive Office: 716.855.4100  
 Ticket Office: 1.888.GO.SABRES  
 The Sabres Store: 716.855.4140  
 Website: www.SABRES.com

**EXECUTIVE:**

Owner: B. Thomas Golisano  
 Managing Partner/Minority Owner: Lawrence Quinn  
 Chief Operating Officer/Minority Owner: Daniel DiPofi

**HOCKEY DEPARTMENT:**

General Manager: Darcy Regier  
 Director of Amateur Scouting: Kevin Devine  
 Director of Pro Scouting: Jon Christiano  
 Pro Scout: Dennis Miller, Ryan Vinz  
 Amateur Scouts: Bo Berglund, Nik Fattey, Iouri Khmylev, Al MacAdam, Paul Merritt, Craig Benning, Kim Gellert, Eric Weissman  
 Director of Amateur Scouting Operations: Scott Schranz  
 Assistant to the General Manager: Mark Jakubowski  
 Coordinator of Hockey Operations: Michael Bermingham

**COACHING STAFF:**

Head Coach: Lindy Ruff  
 Associate Coach: Brian McCutcheon  
 Assistant Coach: James Patrick  
 Strength & Conditioning Coach: Doug McKenney  
 Asst. Strength & Conditioning Coach: Kevin Collins  
 Goaltender Coach: Jim Corsi  
 Administrative Assistant Coach: Corey Smith  
 Athletic Trainer: Tim Macre  
 Equipment Manager: Rip Simonick  
 Equipment Manager: Dave Williams  
 Assistant Equipment Manager: George Babcock  
 Massage Therapist: Chuck Garlow

**MEDICAL STAFF:**

Medical Director: Les Bisson, M.D.  
 Team Physicians: Nicholas Aquino, M.D., William Hartrich, M.D., Mark Feinberg, M.D.  
 Oral Surgeon: Steven Jenson, DDS  
 Team Dentist: David Croglia, DDS  
 Team Doctor Emeritus: John L. Butsch, M.D.

**LEGAL AFFAIRS:**

Director of Legal Affairs & Human Resources: Dave Zyga

**BROADCAST PRODUCTION:**

Director of Broadcasting: Chrisanne Bellas  
 Staff Producer: Joe Pinter  
 TV Director: Matt Gould  
 Lead Feature Editor: Drew Boeing  
 Photographer/Editor: Mark Blaszak  
 Production Assistant: Jason Wiese  
 Scoreboard Director/Editor: Jeff Hill  
 Broadcast Team: Rick Jeanneret (Play-by-Play)  
Harry Neale (Commentator), Kevin Sylvester (Studio Host)  
Mike Robitaille, Rob Ray (Analysts)

**MERCHANDISE:**

Director of Merchandise: Mike Kaminska  
 Merchandise Manager-Inventory Control: Glenn Barker  
 Merchandise Manager-Event Sales: Jeff Smith  
 Store Manager: Alec Moslow

**MARKETING:**

Director of Marketing: Rob Kopacz  
 Director of Game Presentation: Jenifer Dunford  
 Database Marketing Manager: Tom Matheny  
 Promotions Coordinator: Jacqueline Tollar  
 Game Presentation Coordinator: Robert Neumann  
 Website Manager: Scott Miner  
 Website Content Coordinator: Erin Pollina  
 Director of Creative Services: Frank Cravotta  
 Graphic Artist: Vicki Sitek

**PUBLIC & COMMUNITY RELATIONS:**

Director of Public Relations: Michael Gilbert  
 Manager of Publications & Hockey Information: Kevin Snow  
 Manager of Community Development: Rich Jureller  
 Coordinator of Media Relations: Chris Bandura  
 Community Relations Coordinator: Teresa Belbas  
 Mascot Coordinator: Ed Grudzinski  
 Graduate Assistant: Tim Bulmer  
 Team Photographer: Bill Wippert  
 Director of Alumni Relations: Larry Playfair  
 Corporate & Community Relations Liaison: Gilbert Perreault  
 Mascot: Sabretooth





### SALES & BUSINESS DEVELOPMENT:

VP Sales & Business Development:	John Livsey
Director of Corporate Sales:	Joe Foy
Director of Corporate Fulfillment:	Rob Nugent
Director of Sales/Marketing-Rochester:	Gary Muxworthy

### TICKET SALES & OPERATIONS:

Director of Ticket Operations & Services:	John Sinclair
Account Services Manager:	Michael Tout
Box Office Manager:	Marty Maloney
Box Office Coordinators:	Gretchen Knott, Ryan Handley
Account Services Representatives:	Roxanne Anderson, Andrea Keane, Melissa Rugg
Special Consultant:	Joe Crozier
Coordinator of Suite Services:	Michelle Mitchell

### FINANCE & ADMINISTRATION:

Director of Finance & Administration	Chuck LaMattina
Accounting Manager	Christine Ivansitz
Payroll & Human Resource Manager	Birgid Haensel
Accounts Payable Clerk	Kim Binkley
Executive Assistant	Nadine Leone
IT Systems Engineer	David Blaszak


### HSBC ARENA:

Director of Arena Operations:	Stan Makowski, Jr.
Director of Arena Services:	Thomas Ahern
Director of Event Booking:	Jennifer Van Rysdam
Arena Marketing Manager:	Tracey Penner
Director of Amateur Athletics:	Kevin Sylvester
Event Managers:	Matt Rabinowitz, Beth Guiliani Gatto
Operations Assistant:	Christine Porto
Manager Of Technical Communications:	Mike Queeno, Ray Riel
Chief Engineer:	Lou Long
Assistant Chief Engineer:	Richard Arcangel III
Maintenance Crew:	Michael Destino Vincent Gimbrone, Brian Gruenauer
Building Services Manager:	Dennis Hooper
Adm. Asst. Operations Department:	Kortney Dybevick
Utility Crew Foreman:	Pete Cicero
Utility Crew:	Jason Sattleberg, Steve Stachowski
Housekeeping Supervisor:	Rodney Bailey
Housekeeping:	Ron Hudson
Security Manager:	Marc Brenner
Security Officers:	James McDuffie, Justin Hartmann Dave Zaporowski, Jose Ortiz

### GENERAL INFORMATION:

Ticket Information:	1-888-GO-SABRES
Home Ice:	HSBC Arena
Capacity:	18,690





## B. Thomas Golisano

Buffalo Sabres Owner



It was March 12, 2003, and the Buffalo Sabres had just skated off the HSBC Arena ice following a 3-2 overtime loss to Carolina. The team was mired in 29th place (just two points out of the 30th) with a record of 21-32-9-7, and hadn't made the playoffs in two years. Off the ice matters were even worse. The franchise was a financial wreck, operating in bankruptcy against a backdrop of limited fan support. A sense of defeat had set in, and the organization lacked the confidence and leadership needed for re-suscitation. Further darkening this picture was a looming work stoppage and state of the NHL game itself.

That would all change the next day.

Billionaire Rochester businessman Tom Golisano stepped forward on March 13, 2003 to purchase the cash-strapped team for \$92 million, and finally put an end to the tumultuous ownership situation that had plagued the team both on and off the ice. Already recognized throughout the business world for developing Paychex into the United States' second-largest payroll-

processing company, Golisano had now taken on the unenviable task of reviving a storied franchise and restoring pride to Western New York.

Fast forward six years, and Golisano's Sabres have become one of the NHL's model franchises. On the ice, the team has put together a record of 228-148-47 since March 13, 2003 - the sixth best record in the league during this time. Buffalo came within one win of the Stanley Cup Finals in 2006, and followed that up with a Presidents' Trophy and a return trip to the Conference Finals in 2006-07.

In the process, names like Ryan Miller, Thomas Vanek, Derek Roy and Jason Pominville have evolved from AHL prospects to NHL stars. All four players were drafted by General Manager Darcy Regier, who is entering his 13th year as General Manager, and is considered to be one the sharpest minds in the game. Golisano recognized Regier's value and commitment to the organization by signing him to a two-year contract extension last September that will keep him in Buffalo through the 2010-11 season.

The exciting product on the ice has also translated into increased attendance. Season ticket sales have climbed to an all-time high of 14,825 from a low point of 5,800 three years ago, along with a waiting list of several thousand. Buffalo sold out 26 home dates last season, and have now sold out 106 of 122 home games since the start of the 2006-07 season.

The Sabres are now financially stable, and Golisano has seen a sharp increase in the value of his initial investment. According to Forbes in October 2008, the Sabres are now valued at \$168 million. Although challenges remain, the fact that the team has operated in the black for the past four seasons shows hope for future sustainability in Western New York.

Sabres management continues to retain the young core players that many observers believe will keep the team competitive for years to come. Miller (29) and Pominville (26) are each entering the first year of a five-year contract extension they signed last summer. They join Vanek (25), who is in the second year of his seven-year deal. Vanek led Buffalo with 40 goals last season, and has scored 119 goals over the past three years. Center Derek Roy (25), who is entering the third year of a six-year contract, led the team in scoring for the second straight season by posting 70 points last season. The Sabres also signed Tim Connolly to a two-year extension during last season. Connolly, who would have become an unrestricted free agent on July 1, has averaged almost a point per game despite missing time with injuries over the past two seasons. Rather than sign players to shorter-term contracts as he had done in the past, Golisano has adjusted his business practice to stay competitive in the NHL's new economic landscape.

This didn't happen by accident. It was the result of careful planning and the infusion of the Golisano entrepreneurial spirit.

Golisano is often fond of challenging the management team of the Sabres with the question, "What are we doing to differentiate ourselves from our twenty nine competitors?" That single question and Golisano's determination has framed the whole approach and plan of the new Sabres.

Although the Sabres approach may seem counter-intuitive at times, it reflects the Golisano philosophy of differentiation. The Sabres cut prices but increased revenue. Contrary to a popular outcry to fire the coach and general manager, Golisano retained both and extended their tenure. The hockey department reduced the live coverage of its scouting department but doubled the number of reviewed games through video technology. Despite the need for a makeover, the team reduced its focus on trading players and committed to develop drafted players and those already in the system.





## B. Thomas Golisano

Buffalo Sabres Owner



Although the team facilities were relatively new, updates and changes were in store. The arena has undergone major renovation; player facilities have been completely overhauled. A philosophy of patient development and accountability was employed, utilizing existing coaching staff and, with a few key additions and subtractions, many of the same players together with the organization's youthful prospects. A particular emphasis was placed on the development of the franchise's minor league prospects by hiring a full-time strength and conditioning coach and goaltending instructor for their AHL team.

Golisano's influence has been felt at the league level as well. Since taking ownership of the Sabres, Golisano has become a strong voice on the NHL's Board of Governors, encouraging rule changes to open up the game and permit league's best players to showcase their world-class skills. Golisano was also behind a couple of experiments designed to make the game more fan and media friendly. During the 2004-05 lockout, HSEC Arena played host to a pair of Rochester Amerks game using blue ice to see if this would allow the ice to show up better on television while making it easier to see the flow of the puck. The Sabres also designed enlarged bowed nets to facilitate scoring in a league that had seen goal scoring decrease significantly in previous years.

Before hockey, Golisano founded Paychex, Inc., a leading national provider of payroll, human resource and benefits solutions for small- and medium-sized businesses. Golisano started Paychex in 1971 at the age of 30, with the intention of primarily serving small businesses. What started as a single operation expanded through franchise agreements and joint ventures until Paychex consolidated into one private company in 1979. By 1983, when Paychex became a public company, the potential of the small-business market had been proven, and Paychex had been named to the INC. magazine list of "The Fastest Growing, Privately Held Companies in the U.S." Since then, Paychex has regularly enjoyed double-digit growth.

Golisano demonstrates ongoing generosity and commitment to the greater Rochester community, home of Paychex corporate headquarters, and other organizations in Upstate and Western New York. In 1985, with an initial gift of \$90,000, he launched his first philanthropic endeavor by establishing the B. Thomas Golisano Foundation. Today, with assets of \$25 million, the Foundation awards grants to organizations dedicated to providing opportunities for those with developmental disabilities and offering support to their families. Since then, Mr. Golisano's philanthropic contributions have totaled more than \$107 million. Some of these gifts have included:

In September 2009, the Upstate Golisano Children's Hospital opened in Syracuse thanks to a \$6 million donation from Golisano. A hospital within a hospital, the facility occupies the top two floors of University Hospital's new \$150 million East Tower. In October 2008, Golisano committed \$10 million to Niagara University to support construction of a new science building that will radically alter the teaching and research environment at the university. This is the largest gift in the school's 152-year history, and was the first major gift that Golisano has made in Western New York outside of the Rochester region. In September 2007, Golisano donated \$10 million to Rochester Institute of Technology (RIT) to create the Golisano Institute for Sustainability. The Institute, one of the first of its kind in the nation, focuses on research and education in sustainable design, pollution prevention, remanufacturing and alternative energy development. Establishment of The Golisano Institute for Sustainability is consistent with Golisano's ongoing support of the William J. Clinton Foundation. Golisano is a sponsor of the Clinton Global Initiative.

In November 2006, Golisano contributed \$750,000 to the Veterans Outreach Center of Rochester, NY. The gift will be used to create the Charles P. Golisano Campus in honor of Golisano's brother who was killed in the Korean War. In October 2006, Golisano donated \$1.5 million to Mercy Flight Central of Canandaigua, NY, helping to kickoff the drive to purchase a new Mercy Flight helicopter. In March 2006, he made an unprecedented \$6 million gift to Our Lady of Mercy High School and Bishop Kearney High School. The gift represented the largest donation ever received from an individual or family by either private school located in Rochester.

In August 2005, Golisano pledged \$100,000 towards the opening of the Lion's Den room at Women & Children's Hospital in Buffalo. Only the second of its kind in the country, the room is designed as a place for children to find relief from the stress of having a serious illness or injury while they are in the hospital. Golisano and former Sabres captain Pat LaFontaine were significant donors to the \$500,000 project, with some of the money coming from the 2004 Companions in Courage celebrity hockey game held at HSEC Arena.

In November 2005, Golisano donated \$6 million to the Central New York Children's Hospital at University Hospital, the largest gift ever from an individual donor in SUNY Upstate history. In January 2004, Golisano contributed \$2 million to WXXI Public Broadcasting in Rochester. The gift will help WXXI meet the federal mandate to begin digital broadcasting.

Golisano is also a strong advocate of the need to seek political reform. To that end he became a founding member of the Independence Party of New York State. As a candidate of that party, he ran for governor of New York in 1994, 1998 and 2002.

In July 2008, Golisano established Responsible New York, which is organized around a core set of values, beliefs and principles that are essential to guiding true political reform in the State of New York. Its quest is to create a political movement to return Albany to its rightful owners. Its pledge is to help create an organization with no personal agendas, other than to give a voice to all New Yorkers - Democrats, Republicans, Conservatives and Independents from cities, suburbs and rural areas both upstate and downstate.

A native of Irondequoit, NY, a suburb of Rochester, he is a graduate of the State University of New York at Alfred.





## Lawrence Quinn

Sabres Managing Partner/  
Minority Owner



Lawrence Quinn is entering his seventh year as Managing Partner, and second as a Minority Owner. He officially became a Minority Owner after unanimous approval by the NHL Board of Governors in June, 2008. As Mr. Golisano's representative in Buffalo, Larry oversees the direction of the franchise and is responsible for day-to-day operations.

Quinn also serves as an alternate governor on the NHL's Board of Governors, and is considered one of the league's most progressive executives. In December 2008, The Hockey News recognized Quinn in the Future Power section of their "100 People of Power" issue. "Quinn is one of the more forward-thinking of the NHL's front office guys," wrote Hockey News columnist Eric Duhatschek. "Even if not everybody is always listening, it helps to have an idea-first guy, sitting in the boardroom, thinking outside the box."

Quinn previously played a key role in Sabres history when he was appointed President and CEO of the team in 1996. During his reign, the Sabres captured the 1996-97 Northeast Division title. Quinn left the franchise when the Rigas family of the now defunct Adelphia Communications Company assumed control of the team. Prior to this, he was recruited in 1992 by the late Seymour H. Knox III to spearhead the development of the HSBC Arena. Quinn was the vision and driving force behind the project that was completed for the 1996-97 season, on time and under budget for \$127 million.

During the six years since Quinn resumed his management role with the Sabres, the organization's season ticket base has increased from 6,000, to 14,825 ticket holders for the 2009-10 season. This is an increase of 500 tickets from last season. After renewing 95% of their season tickets this summer, the club was able to issue over 1,200 new season tickets to members of their Blue & Gold Club.

Quinn was the catalyst in the Sabres and HSBC Arena being selected as the host for the 2011 International Ice Hockey Federation World Under-20 Championship (commonly referred to as the IIHF World Junior Championship) The 10-nation tournament features the world's best players under 20 years of age and is a 31-game event that takes place over the course of 10 days, beginning December 26, 2010. Dwyer Arena on the Niagara University campus will serve as a secondary location for the event, which is expected to have an economic impact of more than \$6 million for Buffalo and the surrounding region.

Quinn is well known throughout Western New York for his active role in various private and public development projects. In August 2005, Governor George Pataki appointed Quinn as Vice Chairman of a New York state commission to plan and oversee the development of the entire Buffalo waterfront. Named the Erie Canal Harbor Development Corporation, the commission is responsible for developing the waterfront area immediately surrounding HSBC Arena and planning the ultimate development of the outer harbor and old port area.


Included among the group's immediate projects are the restoration of the Erie Canal terminus and the redevelopment of the old Memorial Auditorium site. In March 2007, the ECHDC signed a pre-development agreement with Harbor District Associates, an affiliate of Benderson Development, and Bass Pro, which is to build the 150,000 square foot, historic-styled store near the canal terminus on the inner harbor. Construction will begin in the spring of 2010, with the store scheduled to open by May 2011.





## Lawrence Quinn

Sabres Managing Partner/Minority Owner



This is part of an overall plan called Canal Side, a \$315 million development plan to revitalize downtown by capitalizing on the historic inner harbor, creating a marketplace and public plaza as well as restaurants, a hotel, residential units, and office space. The entire plan includes 500,000-square-feet of retail, entertainment and restaurant space.

July 2008 marked the completion of the nine-year, \$53 million Erie Canal Harbor Redevelopment Project. Details of the project include the redevelopment of approximately 12.5 acres of prime waterfront property, as well as the restoration of the historically significant public space and maritime attraction.

Quinn was instrumental in bringing the Winter Classic to Western New York on January 1, 2008. The outdoor New Year's Day game between the Sabres and Penguins drew an NHL-record 71,217 fans to Ralph Wilson Stadium in Orchard Park, NY, with 41,100 tickets sold in less than 30 minutes when they went on sale to the public. In addition, NBC's television ratings were the highest for an NHL game in 11 years.

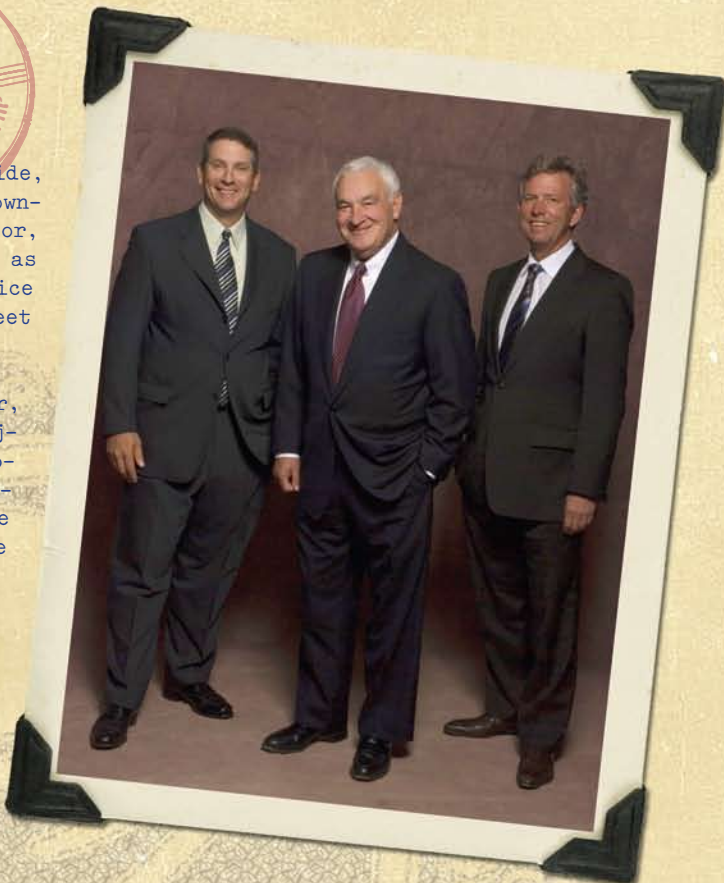
In May 2009, the Winter Classic was honored as the 2008 Sports Event of the Year by the SportsBusiness Journal and SportsBusiness Daily. As reported by the Sports Business Journal, "In a bold move, the NHL stole the limelight away from college football on New Year's Day. A record crowd witnessed the historic Winter Classic, which established a blueprint for the future."

In March 2007, the Sabres were recognized by ESPN the Magazine as the number one sports franchise among the 122 North American professional sports teams when it comes to paying fans back for their investment of time, money and passion.

Following his graduation from the University of Notre Dame in 1974, Quinn was appointed the City's Director of Development where he oversaw the planning and development of the original waterfront village at the Erie Basin Marina as well as the initial development of the City's Theater District. Several years later at age 28, Mayor James D. Griffin appointed Quinn as Commissioner of Development -- the youngest person ever to serve as a Commissioner in the City's history.

Quinn left Buffalo in 1982 and worked as a developer in Manhattan and Princeton, N.J., for 10 years before returning home to work on the HSBC Arena project in 1992.

During the NHL lockout, Quinn led the effort to build a new research home for Nobel Laureate Herbert Hauptman in the heart of the Buffalo Niagara Medical Campus. The Hauptman Woodward Institute Medical Research Center is now a highly acclaimed work of architecture and the home to one of the finest structural biology research centers in the world.







## Daniel J. DiPofi

Sabres Chief Executive Officer/  
Minority Owner

The 2009-10 NHL season is Dan DiPofi's seventh year as Chief Operating Officer of the Buffalo Sabres and HSBC Arena. In June 2008, DiPofi was granted minority ownership in the Buffalo Sabres and their related companies, a move that was unanimously approved by the NHL Board of Governors.

DiPofi's focus remains on business operations of the NHL team and its 18,690-seat arena. One of DiPofi's ongoing projects is making sure the Sabres continue to thrive under the economic landscape of the NHL's Collective Bargaining Agreement that came into effect in July 2005. Buffalo's success both on and off the ice over the past three seasons has been the catalyst in bringing financial stability to the organization.

After previously serving in several financial capacities with the franchise under the Knox family, DiPofi returned to the Sabres after serving for two years as the Vice President of Business Operations & Finance with the Rochester Sports Group handling the Rochester Americans and the Blue Cross Arena. He also served as the Amerks Alternate Governor to the AHL.

DiPofi graduated from Niagara University in 1984, and subsequently worked as a Public Accountant with Price Waterhouse until being hired by the Sabres as Corporate Controller four years later. After guiding the organization through drastic changes in the NHL's economic structure in the early 1990's, DiPofi was promoted to Vice President of Finance in 1992 and two years later was named Executive Vice President overseeing the long-term financial structure of the franchise. With his extensive financial background, DiPofi played a vital role in the franchise's economic stability as the team and region tackled the construction and funding of the Crossroads Arena project (now, the HSBC Arena). He left the team in 1998 after the Knox family sold the franchise.

DiPofi also serves as Chairman of Horizon Health Management Group, a not-for-profit organization that provides comprehensive services to assist individuals with mental health problems and/or addictions.

Dan and his wife, Janet, reside in Williamsville, NY with daughters: Ellen (19), Sarah (18), and Colleen (15).





## Darcy Regier

Sabres General Manager



Darcy Regier begins his 13th year as General Manager of the Buffalo Sabres, the longest tenure of any Sabres GM in the 39-year history of the franchise. During Regier's tenure, the Sabres have posted a record of 438-334-130 - eighth best in the NHL since 1997-98. Regier has led the franchise through some of its finest seasons - including the Stanley Cup Finals in 1999 and back-to-back Eastern Conference Finals appearances in 2006 and 2007 - while also managing the team through its most difficult times. He has molded the Sabres into one of the most competitive and exciting young teams in professional

hockey. Regier and head coach Lindy Ruff make up the longest GM/Coach combination in pro sports and have had more success than any tandem in franchise history.

In recent years, Regier reorganized the Sabres' scouting department, paying immediate dividends in the NHL Entry Draft. Of the 32 players who took to the ice for Buffalo in 2008-09, 20 - a league-high 63% of the total roster - were acquired through the Entry Draft and had spent some time with the team's AHL affiliate. Among them were Derek Roy, Jason Pominville and Thomas Vanek, Buffalo's top three scorers last season and all currently signed to long-term contracts. Vanek was selected fifth overall in 2003, while Roy (32nd) and Pominville (55th) were drafted in the 2nd round of the 2001 Draft. Roy is the elder statesman of the trio at 26 years old, while Pominville and Vanek both enter this season at just 25. In addition, Sabres goaltender Ryan Miller signed a five-year contract last summer that will keep him in blue and gold through the 2013-14 season. Tim Connolly, who has averaged almost a point per game over the past two seasons, signed a two-year contract extension in March that will keep him in Buffalo through 2010-11.

Buffalo's roster also includes several other players who were drafted in the first or second round since Regier's first draft in 1997, including: Drew Stafford (1st, 2004), Daniel Paille (1st, 2002) and Henrik Tallinder (2nd, 1997). Regier's staff has also done a solid job in the later rounds, with young players like Chris Butler (4th, 2005) and AHL Rookie of the Year, Nathan Gerbe (5th, 2005) already starting to make an impact in the organization.

The hockey department's success hasn't been limited to draft day. Several trades and free agent signings have landed Buffalo some of their most valuable contributors. Craig Rivet was acquired from San Jose last July, and was named team captain just months later. Rugged free agent defenseman Steve Montador was signed to a two-year deal this July, and veteran winger Mike Grier returned to the Sabres in August as a free agent after spending the past three seasons in San Jose.

Prior to joining the Sabres, Regier served in roles with the Islanders as: Director of Hockey Administration, Assistant Coach, and Assistant General Manager. While on Long Island, he supervised the club's amateur development, and saw their International Hockey League affiliate win back-to-back championships (Denver Grizzlies in 1994-95 and then, after moving to Salt Lake City, the Utah Grizzlies in 1995-96).







**Darcy Regier**  
Sabres General Manager

Legendary Islanders' coach Al Arbour, along with Bill Torrey, who served in roles as General Manager, President, Chairman of the Board, and Consultant with New York, were significant contributors to Regier's career in hockey. Regier left the Islanders organization briefly in the 1991-92 season to serve as an assistant coach with the Hartford Whalers.

Born in Swift Current, Saskatchewan, he was the fifth choice (77th overall) of the California Golden Seals in the 1976 Amateur Draft. He appeared in 26 NHL games over the course of three seasons with the Cleveland Barons and the New York Islanders, totaling two assists and 35 PIM. Regier played parts of eight seasons of professional hockey and was a member of three championship teams. In 1982, he was named a First Team All-Star with Indianapolis (IHL), where he learned from one of the people he considers an influence on his hockey life, current Detroit Red Wings Senior Vice President Jim Devellano, then the team's GM.

During his playing career, Regier was involved in the early setup of the Professional Hockey Players' Association.

Darcy and his wife, Katherine, reside in Clarence and have three sons: Jonathan, Justin, and Jarrett.



## How the Sabres Were Built

Year	Draft	Trade	Free Agent
2009			<b>25</b> Mike Grier August 10, 2009
			<b>4</b> Steve Montador July 1, 2009
2008		<b>25</b> Craig Rivet SJ July 4, 2008	<b>40</b> Patrick Lalime July 1, 2008
			<b>37</b> Matt Ellis October 1, 2008
2005	<b>34</b> Chris Butler 4th Round	<b>5</b> Toni Lydman CGY August 25, 2005	
2004	<b>21</b> Drew Stafford 1st Round		
	<b>44</b> Andrej Sekera 3rd Round		
	<b>36</b> Patrick Kaleta 6th Round		
2003	<b>26</b> Thomas Vanek 1st Round		
	<b>41</b> Clarke MacArthur 3rd Round		
	<b>38</b> Nathan Paetsch 7th Round		
2002	<b>26</b> Daniel Paille 1st Round	<b>55</b> Jochen Hecht EDM June 22, 2002	
		<b>22</b> Adam Mair LA July 24, 2002	
2001	<b>9</b> Derek Roy 2nd Round	<b>19</b> Tim Connolly NYI June 24, 2001	
	<b>29</b> Jason Pominville 2nd Round		
2000	<b>28</b> Paul Gaustad 7th Round		
1999	<b>30</b> Ryan Miller 5th Round		
1997	<b>10</b> Henrik Tallinder 2nd Round		





## Lindy Ruff

Sabres Head Coach



Head Coach Lindy Ruff, the longest-tenured coach in the NHL, is entering his 13th year behind the Sabres bench. This season has added meaning for Ruff, as he was named to the coaching staff for Team Canada at the 2010 Winter Olympics in Vancouver this February. Ruff capped off the 2008-09 season by guiding Team Canada to a silver medal at the IIHF World Hockey Championships in Switzerland. In Ruff's first international coaching experience, he led Canada to a 7-1-1 record in the 17-day tournament. The Canadian side suffered their only regulation loss to the Russians by a score of 2-1 in the Gold medal game.

Ruff has compiled a career record of 438-352-112, with his 438 wins tops among all NHL coaches with their current team. Ruff is 19th all-time in NHL career wins, and sixth overall among active coaches in wins. On October 15, 2008, Ruff became the 23rd coach in NHL history to win 400 games, and just the 7th to win 400 games for one team.

Ruff, the all-time winningest coach in Sabres' history, has a .591 playoff winning percentage and is the Sabres' all-time leader in playoff games coached (88), and wins (52), surpassing Scotty Bowman's mark of 18 wins (set over five seasons). His 52 career playoff wins are tied for 14th place on the all-time list. Among coaches with 40 or more playoff wins, Ruff is in the top 5 in terms of career winning percentage.

In only his second season as head coach, Ruff led the 1998-99 Sabres to their first Stanley Cup Finals appearance in 24 years and established himself as one of the league's top coaches. He also achieved a club record that season for the most wins (14) in one playoff year. In the process, Ruff became only the third head coach under the present Stanley Cup Playoff format to lead his team to the Conference Finals in each of his first two seasons.

During the 2006-07, the Sabres' had their finest year under Ruff statistically when the team won a franchise-record 53 games and captured the first Presidents' Trophy in club history, while leading both the Northeast Division and Eastern Conference from wire-to-wire. This was also the first time in franchise history they've posted back-to-back 50-win seasons. Buffalo returned to the Eastern Conference Finals for the second consecutive season, and the fourth time under Ruff's guidance. On April 5, 2007, a 5-4 Buffalo victory over Ottawa made him the 31st coach in NHL history to record 300 career wins, and the 16th in NHL history to reach the milestone with the same team.

Ruff was named to the 2007 NHL All-Star Game for the second time in his career as Head Coach of the Eastern Conference squad, and was runner-up to Vancouver's Alain Vigneault for the Jack Adams Trophy as the NHL's Coach of the Year.

Ruff led the surprising Sabres to the Eastern Conference Finals in 2005-06, where the team lost on the road in Game 7 against the Carolina Hurricanes. For these accomplishments, Ruff was honored by the NHL with the Jack Adams Award as the league's Coach of the Year. Ruff joins Ted Nolan (1997) as the only other head coach in team history to receive this honor.

Buffalo's 1-1 tie vs. N.Y. Islanders on April 3, 2002, was Ruff's 405th game behind the bench, passing Scotty Bowman on the Sabres' all-time games coached list. In his 500th game as the Sabres' head coach, Buffalo picked up a 5-2 win over Anaheim (Oct. 26, 2003). He recorded his first win as Sabres head coach with a 3-1 decision at St. Louis on Oct. 1, 1997.

Hired as the 15th head coach in team history on July 21, 1997, Ruff achieved playoff success that first year which none of his predecessors had ever experienced. The 1997-98 squad set a team record by winning eight-straight playoff games and tied the club mark with 10 playoff wins. The conference finals appearance was the team's first since 1980, which ironically was Ruff's rookie year with Buffalo.

Based on Buffalo's standing atop the Eastern Conference at the midway point of the 1998-99 season, Ruff earned the right to be behind the bench of the World Team in the 1999 All-Star Game in Tampa Bay. He joined Bowman and Floyd Smith as the only Buffalo coaches to be named as head coach of an All-Star Team.

Ruff was the Sabres' second-round (32nd overall) draft pick in 1979 following a distinguished career as a defenseman with Lethbridge (WHL). He made the team at his first training camp and playing in 63 games during the 1979-80





## Lindy Ruff

Sabres Head Coach

season and was named the team's rookie of the year. Ruff ranks sixth all-time on the Sabres' regular season list in penalty minutes (1,126) and is tied for 11th in games played (608). In 691 career games, he recorded 105 goals and 195 assists to go with 1,264 penalty minutes.

In his 1981-82, Ruff was converted to play left wing after having been a defenseman throughout his junior career and first two professional seasons. In November 1986, he received perhaps his greatest individual honor as a Sabre when he was named to replace Gilbert Perreault as team captain after the legend's retirement.

Ruff ended his playing career after serving as a player/assistant coach for the 1992-93 season with the San Diego Gulls of the IHL. Head Coach Roger Nielson (who coached Ruff in Buffalo and with the Rangers) tabbed Ruff as one of his assistants for the expansion Florida Panthers for the 1993-94 campaign. As the primary coach of the penalty-killing unit and defensemen, Ruff received many accolades for his work. In just their third season, the over-achieving and hard-working Panthers squad advanced to the 1996 Stanley Cup Finals.

The 49-year-old Ruff and his wife Gaye reside in Clarence, N.Y., with their four children: Brett (20), Eryn (18), and twins Brian and Madeleine (15).

### RUFF'S HEAD COACHING RECORD

			REGULAR SEASON			PLAYOFFS	
			W	L	T/OT	W	L
1997-98	Buffalo	NHL	36	29	17	10	5
1998-99	Buffalo	NHL	37	28	17	14	7
1999-00	Buffalo	NHL	35	36	11	1	4
2000-01	Buffalo	NHL	46	31	5	7	6
2001-02	Buffalo	NHL	35	36	11	--	--
2002-03	Buffalo	NHL	27	45	10	--	--
2003-04	Buffalo	NHL	37	38	7	--	--
2005-06	Buffalo	NHL	52	24	6	11	7
2006-07	Buffalo	NHL	53	22	7	9	7
2007-08	Buffalo	NHL	39	31	12	--	--
2008-09	Buffalo	NHL	41	32	9	--	--
<b>TOTALS</b>			<b>438</b>	<b>352</b>	<b>112</b>	<b>52</b>	<b>36</b>

### Career Wins


15	Joel Quenneville	483
16	Marc Crawford	470
17	Roger Neilson	460
18	Brian Sutter	451
19	<b>Lindy Ruff</b>	<b>438</b>
20	Jack Adams	413

### Most Career Wins with One Franchise

1	Al Arbour (NYI)	740
2	Billy Reay (CHI)	516
3	Toe Blake (MTL)	500
4	Glen Sather (EDM)	464
5	<b>Lindy Ruff (BUF)</b>	<b>438</b>
6	Dick Irvin (MTL)	431

### Most Career Post Season Wins

10	Fred Shero	63
11	Jacques Lemaire	60
12	Mike Babcock	58
13	Billy Reay	57
14	Jacques Demers	55
15	<b>Lindy Ruff</b>	<b>52</b>







**Associate Coach:** Brian McCutcheon



Brian McCutcheon enters his 10th year with Buffalo, and fourth in the role of Associate Coach. McCutcheon joined the Sabres in 2000 after three successful years as head coach of the Rochester Americans where he led the team to a pair of Calder Cup Finals.

McCutcheon ended his Rochester tenure with a record of 128-82-9 and saw his Amerk teams reach the playoff each season. Under his guidance, the Amerks won back-to-back Western Conference titles and set franchise records for most points (111) and wins (52) during the 1998-99 season. McCutcheon was recognized by his peers for the job he did with the Amerks by being tabbed as runner-up for AHL Coach-of-the-Year in 1999 and 2000.

Prior to joining the Amerks, McCutcheon served as the Head Coach and Director of Player Personnel for the Columbus Chill of the East Coast Hockey League. In his only season with the Chill, he was named the ECHL Coach of the Year after leading them to a 44-21-5 mark, which set franchise records for most wins and most points in a season while winning the North Division title.

Before moving to the pro ranks, McCutcheon was the head coach at his alma mater, Cornell, from 1987 to 1995 and led the Big Red to a 108-105-24 record. As a player, he was a member of the 1970 National Championship team at Cornell; the only team in NCAA history to have an undefeated season at 29-0. McCutcheon was named captain of the 1971 team and was selected to the All-East and All-Ivy teams during his collegiate career. He was inducted into the Cornell University Sports Hall of Fame in 1986.

Prior to coaching at Cornell, McCutcheon coached Elmira College for seven seasons, the last six as the head coach. He posted a 103-60-1 record and was named the 1986 New York State Coach of the Year after guiding Elmira to a number one ranking in NCAA Division III.

During a three-year NHL career with the Detroit Red Wings, McCutcheon appeared in 37 games, recording three goals, one assist and seven penalty minutes.

A Toronto native, he and his wife Susan have two children: Kelly, and Mark, a fifth-round selection of the Colorado Avalanche in the 2003 NHL Entry Draft. Last year, Mark completed his second pro with the Lake Erie Monsters of the AHL.



**Assistant Coach:** James Patrick



James Patrick enters his fourth season behind the Sabres bench as an assistant coach. Following a brief stint as Buffalo's skill development coach early in 2005-06, Patrick spent the remainder of that season finishing his playing career in Germany for the Frankfurt Lions. Patrick was a first-round selection (ninth overall) of the New York Rangers in the 1981 NHL Entry Draft. Over his 21-year career with the Rangers, Hartford Whalers, Calgary Flames and Sabres, the 42-year-old native of Winnipeg, Man., scored 639 points (149+490) in 1280 regular season games. Prior to his retirement, Patrick was ranked ninth among active players in games played, and was one of three remaining active players from the first-round of the 1981 Draft. Patrick posted seven consecutive seasons (1985-92) of 40 or more points with the NY Rangers, including a career-high of 71 (14+57) in 1991-92. The 71 points and 57 assists were career-bests for Patrick. He scored a career-high 17 goals in 1987-88. Patrick played six seasons in Buffalo after signing as an unrestricted free agent on June 7, 1998. He scored 74 points (23+51) in 345 regular season games, and added 5 points (1+4) in 38 playoff games. Patrick's career plus/minus total of +104 reflects his steady defensive play. He finished as a minus in just one of six seasons in Buffalo, and in just six of his 21 seasons. Patrick is also a veteran of international competition, having won championships for Team Canada at the 1982 World Junior Championships and 1987 Canada Cup tournaments, and bronze with the 1983 World Junior team. He also represented Canada in the 1984 Winter Olympics, and the 1983, 1987, 1998 and 2002 World Championships. Patrick and his wife, Deborah, have two daughters: Brennan (17) and Quinn (14).





**Goaltending Coach: Jim Corsi**

Jim Corsi enters his 12th year as the Sabres goaltending coach. His duties with the team involve working with the Sabres NHL netminders as well as the team's prospects throughout the minor leagues. Under his tutelage, many goaltenders including current Sabres goaltender Ryan Miller have benefited tremendously from Corsi's unique style both on and off the ice.

Corsi brings with him over 20 years of experience as a player, coach, manager and hockey analyst. Besides his NHL duties with the Sabres, Corsi also currently works with the Italian National Team program. Previously, he held the position of Goaltending Coach with the Canadian Women's Team (1997-98), Ottawa University (CIAU) (1997-98), Schwenningen HC (Ger/DEL) (1997-98), St. Michael's Majors (OHL) (1994-97), McGill University (CIAU) (1992) and Concordia University (CIAU) (1992-present). Corsi is a member of the Concordia University Athletic Hall of Fame in hockey and soccer.

As a professional player in North America, Corsi played with the Edmonton Oilers and the Minnesota North Stars, as well as the Quebec Nordiques of the WHA. Corsi continued his career overseas, playing international hockey in Europe, Russia, and China from 1980-92. During that time, he was a member of the Italian National Team at the 1984 Winter Olympic Games, and represented Italy several times in the World Ice Hockey Championships.

Corsi is fluent in English, French, Italian and German.

Corsi and his wife Cathy reside in Ile Bizard, Que., with their two sons Stephen and Danny.



**Strength & Conditioning Coach: Doug McKenney**


Doug McKenney begins his 15th year with the Sabres' coaching staff. His duties with the team include working on strength and conditioning programs with the NHL club, the AHL affiliate Portland Pirates, Sabres draft choices, as well as on potential draftees. He also works with physical therapists and team doctors on the rehabilitation of all injured players.

McKenney was named the team's first-ever Strength and Conditioning Coach in July 1995 and has been steadily improving the team's performance levels ever since. McKenney places a special emphasis on teaching players nutrition to maintain conditioning throughout the season and make strength gains in the offseason. He has developed recommended menus from local restaurant chains which players can consult to help make smart food choices. McKenney also utilizes computer software to analyze each player's food intake and make suggestions on how they can improve their diets. Before the players leave for the offseason, McKenney, in conjunction with the hockey department, devises a conditioning DVD tailored to each player's individual needs and can track their workouts via the internet. For those players who remain in Buffalo, McKenney supervises their off-season conditioning and skating programs.

McKenney joined the Sabres after serving as the Hartford Whalers strength and conditioning coach for six years. He served in the same capacity for the Pittsburgh Penguins the four years prior.

A 1981 graduate of Springfield College, McKenney taught two years of physical education at Dover High School in New Hampshire where he served on the coaching staff of the school's football team and was elected into the Dover Sports Hall of Fame in September of 2002. He subsequently obtained his master's degree in exercise physiology at Mississippi State University.

Doug and his wife Suzanne reside in Hamburg, N.Y., with their two sons, Matthew and Neil.







Director of Amateur Scouting:

**Kevin Devine**

Kevin Devine begins his 12th year with the Buffalo Sabres, and his fourth as Director of Amateur Scouting. In this role, he oversees the organization's seven-member amateur scouting staff and is instrumental in making Buffalo's NHL Entry Draft selections.

Prior to becoming the director of amateur scouting, Devine spent six years as a professional scout in the Sabres organization and two as an assistant amateur scout. Before joining the Sabres, he spent three years coaching the Prince Edward Island Senators of the AHL. He also coached in the UHL, with stints in Port Huron and Thunder Bay.

Devine enjoyed an 11-year professional playing career. He spent five years in the WHA, including three with the San Diego Mariners and two with the Indianapolis Racers. He went on to spend six seasons in the New York Islanders organization, where he was a reserve on the organization's first Stanley Cup Championship team.

Devine resides in Buffalo, NY during the hockey season, and spends his off-seasons in Charlottetown, P.E.I.



Director of Pro Scouting:

**Jon Christiano**

Jon Christiano is entering his 12th season with the Sabres organization and begins his second season as Director of Pro Scouting. It will also be his sixth season with the scouting department. Prior to his role in the department, Christiano spent five seasons as an Assistant Coach with the Rochester Americans of the American Hockey League. During his tenure there, the Americans earned five playoff berths and two appearances in the Calder Cup Finals.

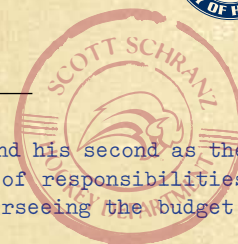
Before joining the Sabres, Christiano spent four years in the Florida Panthers organization. In Florida, he worked two years on the coaching staff with the late Roger Neilson, as well as current Sabres head coach Lindy Ruff. Christiano also worked two years as an assistant coach with the Panthers AHL affiliate, the Greensboro Monarchs. Christiano also spent time with Neilson as the Video Coordinator for the New York Rangers. He has worked with eight present or past NHL coaches over the course of his career.

From 1981-1991, Christiano coached in Italy, where he worked for a number of different roles. More recently, he has been involved with the Italian National Team as an assistant coach in four different World Championships from 2004-2008.

A native of Buffalo, NY, Christiano graduated from Canisius College in 1980, where he played in their hockey program. He and his wife Linda current reside in Grand Island, NY with their three children, Christiana (18), Natalia (12) and Joseph (6).






**Director of Amateur Scouting Operations: Scott Schranz**


Scott Schranz enters his 13th season in the Sabres organization, and his second as the Director of Amateur Scouting Operations. Schranz has a variety of responsibilities within the amateur scouting department, including scheduling, overseeing the budget, and NHL Entry Draft preparation.

Schranz has held numerous positions throughout his tenure with the Sabres. After spending four years as an intern, he spent two years in the public relations department and has been in the hockey department for the past four years. He was instrumental in developing the Sabres' video scouting system, and still oversees the technical aspects of it.

Scott currently resides in Hamburg, NY.

**Assistant to the General Manager: Mark Jakubowski**

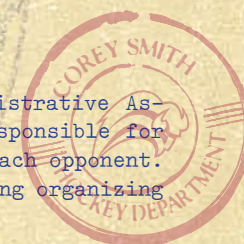
Mark Jakubowski begins his fifth year with the Sabres and second as the Assistant to the General Manager. His responsibilities include statistical analysis and contract research relating to player negotiations and arbitrations, managing player transfers, team roster administration, and all matters relating to compliance with the NHL Collective Bargaining Agreement and other NHL agreements.

Jakubowski graduated with an economics degree from the University of Rochester, where he also played baseball. He resides in Hamburg, NY.


**Administrative Assistant Coach: Corey Smith**

Corey Smith returns to the organization for his fifth season as Administrative Assistant Coach. As the team's Administrative Assistant Coach, he is responsible for all of the video editing and analysis of games, as well as pre-scouting each opponent. Smith is also involved in various other hockey department issues, including organizing travel schedules and statistical analysis.

Smith, a graduate of SUNY Cortland joined the Sabres in January 2005 as a Hockey Video Analyst in the team's hockey department. Smith was promoted to his new position in January 2006. The Buffalo, NY native is the son of former Sabres' forward Derek Smith.


**Athletic Trainer: Tim Macre**

Tim Macre enters his fifth season with the Sabres after spending the previous nine years in the New York Rangers organization. Macre was the Head Athletic Trainer for the Hartford Wolf Pack and the Binghamton Rangers in the American Hockey League. Among the highlights in his tenure with the Wolf Pack was the 2000 Calder Cup championship and the 2001 AHL All-Star Classic in Wilkes-Barre/Scranton. A 1994 graduate of Bowling Green University, Macre also spent some time teaching at Monroe Community College in Rochester, NY. In addition to his Athletic Training certification, Tim is also a certified Strength and Conditioning Specialist.

Macre resides in Lancaster, NY., with his wife Katie and their children Andrew (2) and Ashley (8 mo).







**Equipment Manager:** Rip Simonick

Robert "Rip" Simonick is entering his 39th season with the organization as Buffalo's Equipment Manager. Simonick, the longest-tenured equipment manager in the National Hockey League, continues to assist with player equipment needs and requests both at home and on the road.

Simonick's roots in professional hockey began before the Sabres ever dropped their first puck. Simonick began as a stick boy with the Buffalo Bisons of the American Hockey League in 1964. After the team captured their 1969 Calder Cup in the last year of their existence, Simonick was hired by then newly appointed Sabres General Manager Punch Imlach to join the new team's equipment staff. On January 15, 2009, Simonick worked his 3,000th NHL game when the team played the Dallas Stars. Rip has also worked three NHL All-Star games (1974, 1989 and 2005). Among his favorite moments are the 1975 and 1999 Stanley Cup Finals. Rip and his wife Mary Ann reside in Buffalo, NY.



**Equipment Manager:** Dave Williams

David Williams returns for his fifth season with the Sabres as an Equipment Manager. Among his many duties, Williams is responsible for the purchase and inventory of all team equipment and uniforms, skate sharpening, as well as equipment needs during each game.

Williams graduated from Plattsburgh State, where he was a Student Manager with the university's hockey team from 1992-1995. After graduation, Williams became the Head Equipment Manager for the Knoxville Cherokees/Pee Dee Pride in the East Coast Hockey League. Before joining the Sabres, Williams was the Head Equipment Manager for the Rochester Americans in the American Hockey League from 1998-2005.

Williams resides in North Chili, NY with his wife Tammy and children Maxwell (6) and Marni (4).

**Assistant Equipment Manager:** George Babcock

George Babcock is entering his 17th season with the Sabres training staff. As the assistant equipment manager his duties include handling equipment issues and repairs, arranging transportation for the visiting teams, locker room setup and the day-to-day supplies needed by the team at both HSEC Arena and the Amherst Pepsi Center. Before joining the Sabres, Babcock assisted the team at their practice facility, Sabreland. Babcock is a graduate of Starpoint High School. He resides in Williamsville, NY.



**Massage Therapist:** Chuck Garlow

Chuck Garlow enters his eighth season as the team's massage therapist. Prior to joining the Sabres training staff, Garlow spent five seasons with the Buffalo Blizzard in the same capacity. In 1995, he earned his New York State license from NYIM and gained his national certification upon graduation. He also has a BA from SUNY Fredonia. Garlow has his own practice in Lewiston, NY. He is a native of Ransomville, NY.







### Scouting Department



Bo Berglund  
Amateur Scout



Craig Benning  
Amateur Scout



Nik Fattey  
Amateur Scout



Kim Gellert  
Amateur Scout



Iouri Khmylev  
Amateur Scout



Al MacAdam  
Amateur Scout



Paul Merritt  
Amateur Scout



Eric Weissman  
Amateur Scout



Dennis Miller  
Pro Scout



Ryan Vinz  
Pro Scout



Michael Bermingham  
Coordinator of Hockey Ops.

### Medical Staff



Les Bisson,  
M.D.  
Medical Director



Nicholas Aquino,  
M.D.  
Doctor



William Hartrich,  
M.D.  
Doctor



Mark Feinberg,  
M.D.  
Doctor



Steven Jenson,  
D.D.S.  
Oral Surgeon



David Croglia,  
D.D.S.  
Team Dentist



John Butsch, M.D.  
Team Doctor Emeritus





### Sales & Business Development



John Livsey, Jr.  
VP Sales & Business  
Development



Joe Foy  
Director of Corporate  
Sales



Rob Nugent  
Director of Corporate  
Fulfillment



Gary Muxworthy  
Director of Sales &  
Marketing Rochester

### Finance & Administration



Chuck LaMattina  
Director of Finance &  
Administration



Christine Ivansitz  
Accounting Manager



Birgid Haensel  
Payroll & Human  
Resources Manager



Kim Binkley  
Accounts Payable Clerk



Ann Pastwick  
Receptionist



Erica Szczutkowski  
Receptionist

### Broadcast & Production



Chrisanne Bellas  
Director of Broadcast Services



Joe Pinter  
TV Producer



Matt Gould  
TV Director



Drew Boeing  
Lead Feature Editor



Mark Blaszak  
Photographer/Editor



Jason Wiese  
Production Assistant



Jeff Hill  
Scoreboard Director  
& Editor





### Marketing Department



Robert Kopacz  
Director of Marketing



Frank Cravotta  
Director of Creative Services



Jenifer Dunford  
Dir. of Game Presentation  
& Special Events



Tom Matheny  
Database Marketing  
Manager



Vicki Sitek  
Graphic Artist



Robert Neumann  
Game Presentation  
Coordinator



Jacqueline Tollar  
Promotions Coordinator



Scott Minor  
Website Manager



Erin Pollina  
Website Content  
Coordinator

### Public and Community Relations



Michael Gilbert  
Director of  
Public Relations



Kevin Snow  
Mgr. of Publications &  
Hockey Information



Chris Bandura  
Coordinator of Media  
Relations



Rich Jureller  
Manager of Community  
Relations



Teresa Belbas  
Community Relations  
Coordinator



Ed Grudzinski  
Mascot Coordinator



Bill Wippert  
Team Photographer



Gilbert Perreault  
Corporate & Community  
Relations Liaison



Larry Playfair  
Director of Alumni  
Relations



Tim Bulmer  
Graduate Assistant



Sabretooth  
Mascot





### Ticket Sales Operations



**John Sinclair**  
Director of Ticket  
Operations & Services



**Mike Tout**  
Account Services  
Manager



**Marty Maloney**  
Box Office Manager



**Ryan Handley**  
Box Office Coordinator



**Gretchen Knott**  
Box Office Coordinator



**Roxanne Anderson**  
Account Services  
Representative



**Andrea Keane**  
Account Services  
Representative



**Melissa Rugg**  
Account Services  
Representative



**Michelle Mitchell**  
Coordinator of  
Suite Services



**Joe Crozier**  
Special Consultant

### Merchandise Department



**Mike Kaminska**  
Director of Merchandise



**Glenn Barker**  
Merchandise Manager  
Inventory Control



**Jeff Smith**  
Merchandise Manager  
Event Sales



**Alec Moslow**  
Store Manager

### Legal Department



**Dave Zygaj**  
Director of Legal Affairs  
& Human Resources



**Nadine Leone**  
Executive Assistant





### HSBC Arena Staff



**Stan Makowski**  
Director of Arena  
Operations



**Thomas Ahern**  
Director of Arena  
Services



**Jennifer Van Rysdam**  
Director of Event  
Booking



**Tracey Penner**  
Arena Marketing Manager



**Kevin Sylvester**  
Director of Amateur  
Athletics



**Matt Rabinowitz**  
Event Manager



**Beth Guiliani Gatto**  
Event Manager



**Christine Porto**  
Administrative Assistant  
Dept. of Operations



**Mike Queeno**  
Manager of Technical  
Communications



**Ray Riel**  
Manager of Technical  
Communications



**Lou Long**  
Chief Engineer



**Richard Arcangel III**  
Assistant Chief Engineer



**Michael Destino**  
Maintenance Crew



**Dennis Hooper**  
Building Services  
Manager



**Pete Cicero**  
Utility Crew Foreman



**Rodney Bailey**  
Housekeeping Supervisor



**Jason Sattleberg**  
Utility Crew



**Ron Hudson**  
Housekeeping



**Marc Brenner**  
Security Manager



**James McDuffie**  
Security



**Dave Zaporowski**  
Security






**Director of Public Reations:** Michael Gilbert

**Phone:** 716.855.4526 **Email:** Michael.Gilbert@sabres.com

Michael Gilbert begins his 13th season with the Sabres organization, serving as the Director of Public Relations. Gilbert oversees the Public Relations Department for the Sabres, as well as for the Buffalo Bandits (NLL) and the community relations, youth hockey and fan development for the organizations. Prior to joining the Sabres, Gilbert was the Director of Public Relations for the New Jersey Devils from 1995-1997. He was part of a staff in New Jersey that earned the Professional Hockey Writers' Association's

Dick Dillman Award for excellence in public relations for the 1996-97 season. Gilbert's success followed him to the Sabres where the Communications Department was acknowledged with the Dillman Award in 1997-98. Before his move to the NHL, Gilbert was the Assistant Director of Public Relations for the NFL's Philadelphia Eagles for four years (1991-95), assisting with the day-to-day operations of that team's PR department. His football background also includes stints as Assistant Director of Public Relations for the Raleigh-Durham Skyhawks of the WIAF (1990) and as a graduate assistant with the Buffalo Bills (1988-90). The move to the Sabres represented a homecoming for Gilbert, who grew up in the Buffalo suburb of Tonawanda. He graduated from Canisius College in Buffalo with degrees in communications and history. He and his wife Amy reside in Amherst, N.Y., with their sons, Mark (10) and Jack (8), and daughter, Grace (6).



**Mgr. of Publications & Hockey Information:** Kevin Snow

**Phone:** 716.855.4509 **Email:** Kevin.Snow@sabres.com

Kevin Snow is in his fifth season with the Sabres as the team's Manager of Publications & Hockey Information. He is the editor of the media guide and yearbook; prepares the game notes for each game; writes press releases, coordinates media credentials, manages the press box on game nights, and serves as the team's primary liaison with the NHL Off-Ice Officials crew. Prior to joining the Sabres he was the Communications Coordinator for WNEB-TV in Buffalo (2002-04), and was a Sports Reporter with the Associated Press (2002). Before relocating to Buffalo in 2000, he worked at TV Guide Canada in Toronto where he was the Sports Columnist (1994-98) and Sports Editor (1998-2000). Snow is an avid sports fan, and enjoys visiting major league baseball stadiums during the summer months. Born in Calgary, Alta., and raised in Mississauga, Ont., Snow is a 1991 graduate of the Print Journalism program at Sheridan College (Oakville, Ont.), and also attended the University of Windsor. He and his wife Christine live in Buffalo's Elmwood Village neighborhood with their daughter, Alexandra (7).



**Coordinator of Media Relations:** Chris Bandura

**Phone:** 716.855.4515 **Email:** Chris.Bandura@sabres.com


Chris Bandura enters his fifth season as the Sabres Coordinator of Media Relations. Bandura acts as the primary contact between the team and members of the media at home and on the road. Bandura is responsible for arranging player interviews, coordinating press conferences and assisting in game-day operations for the team. Before joining the Sabres, Bandura spent two years as the Media Relations Coordinator for the Rochester Sports Group, which included the Rochester Americans hockey team (AHL), Rochester Raging Rhinos soccer team (USL First Division) and Rochester Knighthawks (NLL). Prior to his stint in

Rochester, Bandura was the Vice President of Operations for the Columbus Landsharks of the National Lacrosse League (2001-03). He also spent time in the NLL Front Office as the Director of Media Relations (1999-2000). A 1999 graduate of Utica College of Syracuse University, Bandura was born and raised in Cheektowaga, NY. He and his wife, Kimberly, reside in West Seneca, NY, with their daughter Rosalie (3).



**Graduate Assistant:** Tim Bulmer

phone: 716.855.4562 email: Tim.Bulmer@sabres.com







Buffalo Sabres 2009 Training Camp Roster

#	Forward	POS	HT	WT	S	BIRTHPLACE	DATE	08-09 TEAM	GP	G	A	PTS	PIM
72	Adam, Luke	C	6-2	203	L	St. John's, Newfoundland	6-18-90	Montreal(QMJHL)	47	22	27	49	59
24	Eyron, Paul	C	5-9	144	L	Ottawa, Ontario	4-27-89	Gatineau (QMJHL)	64	33	66	99	32
19	Connolly, Tim	C	6-0	191	R	Syracuse, New York	5-7-81	Buffalo Sabres	48	18	29	47	22
23	Cowan, Jeff	LW	6-2	205	L	Scarborough, Ontario	9-27-76	Vancouver Canucks	46	0	1	1	110
37	Ellis, Matt	C	6-0	212	L	Welland, Ontario	8-31-81	Buffalo Sabres Portland (AHL)	45 12	7 2	5 2	12 4	12 4
63	Ennis, Tyler	C	5-9	163	L	Edmonton, Alberta	10-6-89	Medicine Hat (WHL)	61	43	42	85	21
79	Poligno, Marcus	LW	6-2	215	L	Buffalo, New York	8-10-91	Sudbury (OHL)	65	12	18	30	96
28	Gaustad, Paul	C/LW	6-4	229	L	Fargo, North Dakota	2-3-82	Buffalo Sabres	62	12	17	29	108
42	Gerbe, Nathan	LW	5-5	173	L	Oxford, Michigan	7-24-87	Buffalo Sabres Portland (AHL)	10 57	0 30	1 26	1 56	4 63
47	Gogulla, Philip	LW	6-2	182	L	Dusseldorf, Germany	7-31-87	Cologne (DEL)	48	17	21	38	58
25	Grier, Mike	RW	6-1	227	R	Detroit, Michigan	1-5-75	San Jose Sharks	62	10	13	23	25
55	Hecht, Jochen	LW	6-1	199	L	Mannheim, Germany	6-21-77	Buffalo Sabres	75	22	27	49	38
	Larsen, Brad	LW	6-0	210	L	Nakusp, British Columbia	6-28-77	Atlanta Thrashers	62	1	3	4	12
36	Kaletka, Patrick	RW	5-11	198	R	Buffalo, New York	6-8-86	Buffalo Sabres	51	4	5	9	89
54	Kassian, Zack	RW	6-3	214	R	Windsor, Ontario	1-24-91	Peterborough (OHL)	61	24	39	63	136
58	Kennedy, Tim	LW	5-10	173	L	Buffalo, New York	4-30-86	Buffalo Sabres Portland (AHL)	1 73	0 18	0 49	0 67	0 51
83	Lagace, Jacob	LW	5-11	190	R	Beloeil, Quebec	1-9-90	Chicoutimi (QMJHL)	64	32	37	69	52
70	Legault, Maxime	RW	6-2	195	R	St. Agathe, Quebec	3-28-89	Shawinigan (QMJHL)	63	28	16	44	66
41	MacArthur, Clarke	LW	5-11	191	L	Lloydminster, Alberta	4-6-85	Buffalo Sabres	71	17	14	31	56
8	McCormick, Cody	C	6-3	215	R	London, Ontario	4-18-83	Colorado Avalanche	55	1	11	12	92
86	McCutcheon, Mark	C	6-0	190	R	Ithaca, NY	5-21-84	Lake Erie Monsters (AHL)	65	6	11	17	70
50	Mancari, Mark	RW	6-3	225	R	London, Ontario	7-11-85	Buffalo Sabres Portland (AHL)	7 73	1 29	1 38	2 67	4 61
22	Mair, Adam	RW	6-1	208	R	Hamilton, Ontario	2-15-79	Buffalo Sabres	75	8	11	19	95
20	Paille, Daniel	LW	6-0	200	L	Welland, Ontario	4-15-84	Buffalo Sabres	73	12	15	27	20
29	Pominville, Jason	RW	6-0	186	R	Repentigny, Quebec	11-30-82	Buffalo Sabres	82	20	46	66	18
75	Rank, Kyle	RW	6-0	185	R	Elmira, Ontario	12-28-82	Portland (AHL)	44	1	7	8	16
9	Roy, Derek	C	5-9	188	L	Ottawa, Ontario	5-2-83	Buffalo Sabres	82	28	42	70	38
15	Schutz, Felix	C	5-11	189	L	Erding, Germany	11-3-87	Portland (AHL)	78	15	27	42	61
21	Stafford, Drew	RW	6-1	216	R	Milwaukee, Wisconsin	10-30-85	Buffalo Sabres	79	20	25	45	29
65	Turnbull, Travis	C	6-0	193	R	Chesterfield, Missouri	7-7-86	Portland (AHL) Michigan (NCAA)	3 41	0 8	0 20	0 28	5 74
26	Vanek, Thomas	LW	6-2	207	R	Graz, Austria	1-19-84	Buffalo Sabres	73	40	24	64	44
71	Whitmore, Derek	LW	5-11	190	L	Rochester, New York	12-17-84	Portland (AHL)	77	11	11	22	17

#	DEFENSE	POS	HT	WT	S	BIRTHPLACE	DATE	08-09 TEAM	GP	G	A	PTS	PIM
33	Brennan, TJ	D	6-0	208	L	Willingboro, New Jersey	4-3-89	Montreal (QMJHL)	59	5	29	34	63
34	Butler, Chris	D	6-1	203	L	St. Louis, Missouri	5-23-86	Buffalo Sabres Portland (AHL)	47 27	2 2	4 10	6 12	18 14
69	Crawford, Nick	D	6-1	199	L	Brampton, Ontario	2-23-90	Saginaw (OHL)	65	7	35	42	41
3	DiPenta, Joe	D	6-2	220	L	Barrie, Ontario	2-25-79	Vastra Frolunda (SEL)	47	1	5	6	71
62	Generous, Matt	D	6-3	208	R	Methuen, Massachusetts	5-5-85	Portland (AHL) St. Lawrence (NCAA)	4 35	1 8	0 9	1 17	13 34
17	Gragani, Marc-Andre	D	6-2	201	L	Montreal, Quebec	3-11-87	Buffalo Sabres Portland (AHL)	4 76	0 9	0 42	0 51	2 59
32	Kostka, Mike	D	6-2	210	R	Ajax, Ontario	11-28-85	Portland (AHL)	80	4	26	30	33
5	Lydman, Toni	D	6-1	210	L	Lahti, Finland	9-25-77	Buffalo Sabres	80	3	20	23	70
57	Myers, Tyler	D	6-8	222	R	Katy, Texas	2-1-90	Kelowna (WHL)	58	9	33	42	105
81	McNabb, Brayden	D	6-4	204	R	Saskatoon, Saskatchewan	1-21-91	Kootenay (WHL)	67	10	26	36	140
4	Montador, Steve	D	6-0	211	R	Vancouver, British Columbia	12-21-79	Boston Bruins/Anaheim Ducks	78	4	16	20	143
38	Paetsch, Nathan	D	6-1	198	L	LeRoy, Saskatchewan	3-30-83	Buffalo Sabres	23	2	4	6	25
67	Persson, Dennis	D	6-1	192	L	Nykoping, Sweden	6-2-88	Portland (AHL)	8	0	2	2	6
52	Rivet, Craig	D	6-2	210	R	North Bay, Ontario	9-13-74	Buffalo Sabres	64	2	22	24	125
73	Schiestel, Drew	D	6-2	193	R	Hamilton, Ontario	3-9-89	Niagara (OHL)	63	10	38	48	75
44	Sekera, Andrej	D	6-0	197	L	Bojnice, Slovakia	6-8-86	Buffalo Sabres	69	3	16	19	22
10	Tallinder, Henrik	D	6-3	214	L	Stockholm, Sweden	1-10-79	Buffalo Sabres	66	1	11	12	36
6	Weber, Mike	D	6-2	211	L	Pittsburgh, Pennsylvania	12-16-87	Buffalo Sabres Portland (AHL)	7 42	0 1	0 7	0 8	19 94

#	GOALTENDER	POS.	HT	WT	C	BIRTHPLACE	DATE	08-09 TEAM	GP	W-L-OT	GAA
1	Enroth, Jonas	G	5-10	166	L	Stockholm, Sweden	6-25-88	Portland (AHL)	58	26-23-6	2.75
	Fisher, Glenn	G	6-0	190	L	Edmonton, Alberta	4-25-83	Las Vegas (ECHL)	21	11-7-1	2.28
35	Lamoureux, J.P.	G	5-10	155	R	Grand Forks, North Dakota	8-20-84	Alaska (ECHL)	51	33-16-2	2.29
40	Lalime, Patrick	G	6-3	189	L	St-Bonaventure, Quebec	7-7-74	Buffalo Sabres	25	5-13-3	3.10
30	Miller, Ryan	G	6-2	175	L	East Lansing, Michigan	7-17-80	Buffalo Sabres	59	34-18-6	2.53

GM: Darcy Regier      Associate Coach: Brian McCutcheon      Strength & Conditioning Coach: Doug McKenney      Admin. Asst. Coach: Corey Smith      Equip. Manager: Rip Simonick  
 Head Coach: Lindy Ruff      Asst. Coach: James Patrick      Goaltender Coach: Jim Corsi      Head Trainer: Tim Macre      Equip. Man: Dave Williams  
 Equip. Manager: George Babcock



NO. 34

# Chris Butler

Name

---

Defense 2005

---

Position Acquired

---

Born October 27, 1986

---

Origin St. Louis, Missouri USA

---

Signature

## CAREER TRANSACTIONS:

Buffalo's fourth-round selection (96th overall) in 2005 NHL Entry Draft.

## 2008-2009 REGULAR SEASON:

Appeared in 47 games as a rookie ... Did not play in four games as a healthy scratch ... Scored his first NHL point (assist) in his first NHL game on 12/19 vs. LA ... Scored his first NHL goal on 3/20 vs. PHI ... Recorded the first game-winning-goal of his career vs. BOS (3/11) ... Had 12 points (2+10) in 27 games at time of recall from Portland (12/18).

## NHL CAREER:

**2007-08:** Denver (WCHA): Earned RBK Hockey/AHCA West All-America second-team honors and All-WCHA second-team accolades...Named to the WCHA Final Five and Wells Fargo Denver Cup all-tournament teams...Led team with 110 blocked shots and was fourth with a +9 plus/minus rating... **2006-07:** Finished three-year DU career with 66 points on 20 goals and 46 assists in 115 career games...**2005-06:** Represented USA at 2006 World Junior Championships... **2004-05:** season, led Sioux City (USHL) with a +36 plus/minus rating...Was named First-Team All-USHL, and played in the USHL All-Star Game.



Photograph



## PHYSICAL DESCRIPTION:

6 ft 1 in

Height

203 lbs.

Weight

Left

Shoots



## CAREER HIGHLIGHTS:

1, twice. **Most recent:** 4/11/09 vs. BOS

Goals

1, four times. **Most recent:** 3/27/09 vs. TOR

Assists

1, six times. **Most recent:** 4/11/09 vs. BOS

Points

2, nine times. **Most recent:** 4/3/09 @ WSH

PIM

None


Longest Point Streak





NO. 34

Chris Butler



Butler vs. NHL

Team	GP	G	A	TP	PIM
ANA	2	0	0	0	4
ATL	2	0	0	0	0
BOS	2	1	0	1	0
CBY	1	0	0	0	0
CAR	4	0	0	0	0
CHI	0	0	0	0	0
COL	0	0	0	0	0
CBJ	0	0	0	0	0
DAL	1	0	0	0	0
DET	2	0	0	0	0
EDM	1	0	0	0	0
FLA	3	0	0	0	0
LA	1	0	1	1	0
MIN	0	0	0	0	0
MON	3	0	0	0	0
NSH	0	0	0	0	0
NJ	1	0	0	0	0
NYI	2	0	0	0	4
NYR	2	0	1	1	0
OTT	5	0	0	0	4
PHI	2	1	0	1	0
PHX	2	0	1	1	0
PIT	1	0	0	0	0
SJ	1	0	0	0	0
STL	0	0	0	0	0
TB	1	0	0	0	2
TOR	5	0	1	1	0
VAN	0	0	0	0	0
WSH	3	0	0	0	2
<b>NHL Totals</b>	<b>47</b>	<b>2</b>	<b>4</b>	<b>6</b>	<b>18</b>

CAREER STATS

Season	Team	League	Regular Season													Playoffs				
			GP	G	A	TP	+/-	PIM	PP	SH	GW	GT	S	S%	GP	G	A	TP	PIM	
2003-04	Sioux City	USHL	55	3	6	9	--	37	--	--	--	--	--	--	7	0	1	1	6	
2004-05	Sioux City	USHL	60	6	22	28	--	90	--	--	--	--	--	--	13	1	6	7	10	
2005-06	Denver	WCHA	35	7	15	22	--	28	--	--	--	--	--	--	--	--	--	--	--	
2006-07	Denver	WCHA	39	10	17	27	--	42	--	--	--	--	--	--	--	--	--	--	--	
2007-08	Denver	WCHA	41	3	14	17	--	38	--	--	--	--	--	--	--	--	--	--	--	
2008-09	Portland	AHL	27	2	10	12	-3	14	1	0	0	--	--	--	4	0	0	0	0	
2008-09	Buffalo	NHL	47	2	4	6	11	18	0	0	1	--	36	5.6	--	--	--	--	--	
<b>NHL Totals</b>			47	2	4	6	11	18	0	0	1	--	36	5.6	--	--	--	--	--	
<b>Buffalo Totals</b>			47	2	4	6	11	18	0	0	1	--	36	5.6	--	--	--	--	--	



NO. 19

# Tim Connolly

Name

Center 2001

Position Acquired


May 7, 1981

Born

Syracuse, New York USA

Origin

Signature



## CAREER TRANSACTIONS:

Acquired from New York Islanders along with Taylor Pyatt in exchange for Michael Peca, June 24, 2001; originally selected by N.Y. Islanders in the 1st round (5th overall) in the 1999 Entry Draft.

## 2008-2009 REGULAR SEASON:

Games missed due to injury: 34; 24 - rib (11/15-1/9), 10 - back (10/10-11/1) ... Multi-point games: 12 ... Recorded 200th career NHL assist on 4/11 vs. BOS ... Scored a career-high 18 goals in 2008-09 ... Led Sabres with a plus-12 rating ... Tied career high with four points (2+2) vs. PHX (3/6) ... Four-point game @ PHX was highest point total by a Sabre in 2008-09 ... Scored six points (2+4) during a season-high five-game point streak from 2/4 vs. TOR to 2/13 vs. SJ.

## NHL CAREER:

2007-08: Games missed due to injury: 34; hip (27); abdominal strain (5); flu (2)...Recorded one assist in the 400th game of his NHL career against Tampa Bay (10/27)... Was sixth on the team in scoring with 40 points (7+33)... His 33 assists ranked third on the team... Recorded a season high three points (0+3) in a 4-3 OT win against Tampa Bay (2/20)... 2006-07: Made season debut at Washington (4/7) and scored his first goal of the year... Missed 80 games due to injury... Placed on Long-Term IR (10/31) while recovering from post-concussion symptoms related to the head injury suffered in Game 2 of the 2006 Eastern Conference semifinals... 2007 Playoffs: Had nine points (0+9) in 16 games... Had three points (0+3) in five games vs. NYI... Collected four assists in six games vs. NYR... Had two assists in five games vs. OTT... Picked up an assist on Briere's goal at 19:54 of third period to send Game 2 vs. OTT (5/12) to overtime... Assisted on Drury's GWG in Game 4 at OTT (5/16)... 2005-06: Played in 63 games, with career highs in goals (16), assists (39) and points (55)... Scored two goals and added an assist @ Ot-



Photograph



## PHYSICAL DESCRIPTION:

6 ft 1 in

Height

190 lbs.

Weight

Right

Shoots



## CAREER HIGHLIGHTS:

2, six times. Most recent: 3/27/09 vs. TOR

Goals

4, 1/13/01 vs. PIT

Assists

4, twice. Most recent: 3/6/09 vs. PHX

Points

4, nine times. Most recent: 4/4/09 vs. NJ

PIM

Seven games, 1/06/01 vs. Phoenix to 1/19/01 @ Minnesota, (4+6=10)

Longest Point Streak

## NHL CAREER (continued):

tawa (4/8)... Scored goal and added two assists @ Montreal (12/1)... Scored a power-play goal and had one assist vs. Montreal (11/25)... Had one goal and two assists vs. Washington (11/17)... Scored two goals including GWG, and added one assist vs. Toronto (11/11)... Scored GWG and had one assist @ NY Islanders (10/29)... Scored first goal of the season and added one assist @ Boston (10/20)... This was Connolly's first regular season game since 4/2/03 vs. Atlanta after serving a two-game suspension for high-sticking, and missing the entire 2003-04 season due to post-concussion syndrome. ... 2006 Playoffs: 11 points (4+7) in eight games... Suffered concussion in Game 2 @ Ottawa (5/8)... Scored three points (2+1) including tying goal with 10.7 left in the game @ Ottawa (5/5)... Had two points (1+1) including GWG vs. Philadelphia (4/30)... One goal and one assist @ Philadelphia (4/26)... Had two assists vs. Philadelphia (4/24)... Scored one goal vs. Philadelphia (4/22)... 2004-05: Played 16 games for Langnau SC in the Swiss league, recording 11 points (8+3) in 16 games... 2003-04: Missed entire regular season due to post-concussion syndrome, following concussion sustained in preseason game against Chicago (10/02) in Rochester... 2002-03: Suspended (four games) by the NHL for a high-sticking incident vs. Atlanta (4/02), served two games (Boston, 4/05 and New Jersey, 4/06)... Had played in 286 consecutive games before suspension... Recorded six multi-point games, including in season's first two contests... Scored the game-winning goal vs. Atlanta (4/02) and also added assist... Scored PPG and had assist @ Atlanta





## NHL CAREER (continued):

(3/15)...Had four-game point streak (3+2) starting against Vancouver (2/07) and ending @ Detroit (2/13)... Had three-game point streak (1+2) beginning against Atlanta (11/09) and ending at home against Toronto (11/15)... Scored GWG and had PPA in 6-1 win @ Montreal (10/12)...Scored PPG and added assist in 5-1 win vs. N.Y. Islanders (10/10)... **2001-02:** Ranked third on team with 45 points (10+35) and second with 35 assists...One of five Sabres to play all 82 games... Scored GWG in 3-2 win vs. Vancouver (1/8)...Recorded season-high three assists (one on PP) vs. Chicago (12/19)... Had two PP points (1+1) in 5-2 win vs. Calgary (11/23)... Recorded two assists @ Detroit (10/12) for first multi-point game as Sabre...Scored first goal as Sabre in 3-2 win vs. Ottawa (10/26)...Played first game as Sabre vs. Atlanta (10/04). **2000-01:** Appeared in all 82 games with the Islanders, scoring 10 goals and 31 assists for 41 points... Had four-game point streak (1+5) end @ Pittsburgh (2/25)... Scored goal and had assist (both on PP) @ Vancouver (2/18)...Extended team-high point streak to seven games (4+6) with a PPG @ Minnesota (1/19)...Notched a career-high four assists (three on PP) in 6-5 win vs. Pittsburgh (1/13)...Scored goal (on PP) for third-straight game at Pittsburgh (1/12)...Scored on PP @ Carolina (1/07) to end 30-game goal-less-streak...Notched three assists in 7-4 win vs. Tampa Bay (11/27)...Played in 100th NHL game vs. N.Y. Rangers (11/22)... **1999-00:** Led Islander rookies and tied for third in assists and PPGs, was third in points, was fourth in goals and was fifth in shots... Missed only one game as a healthy scratch, vs. Phoenix (1/10)... Finished tied for eighth in league among rookies in scoring, tied for ninth in assists and tied for 11th in goals...Made NHL debut @ Tampa Bay (10/2)...Scored first NHL goal and recorded first NHL assist vs. Colorado (10/10)...Became only the fifth 18-year-old player to score an OT goal in the NHL (since the 5:00 OT rule was instituted in 1983-84) when he tallied the game-winner 3:49 into the extra session vs. Tampa Bay (2/10)...Became the fourth-youngest player ever to take a penalty shot and became the third-youngest ever to score when he beat Jean-Sebastien Aubin vs. Pittsburgh (3/21)... Finished his rookie season with nine multi-point games ... **1998-99:** Member of Team USA at 1999 World Junior Championships in Winnipeg...Led Erie in scoring with 34 goals and 34 assists for 68 points... Named Erie's Most Outstanding Player. **1997-98:** Set Erie Otters (OHL) record for longest point streak by recording 26 points (12+14) in 18 games...Named the Otters' Rookie of the Year.

## Connolly vs. NHL

Team	GP	G	A	TP	PIM
ANA	9	1	3	4	6
ATL	22	7	11	18	10
BOS	26	6	15	21	14
BUF	8	2	1	3	6
CBY	8	2	2	4	4
CAR	25	5	11	16	10
CHI	8	1	4	5	2
COL	7	2	4	6	0
CBJ	8	0	1	1	2
DAL	9	1	1	2	6
DET	9	1	4	5	4
EDM	7	3	2	5	4
FLA	25	3	9	12	12
LA	7	0	4	4	0
MIN	6	1	2	3	0
MON	32	8	15	23	18
NSH	7	2	3	5	0
NJ	25	6	5	11	12
NYI	16	3	7	10	10
NYR	27	1	8	9	14
OTT	31	4	13	17	8
PHI	27	2	8	10	14
PHX	10	3	3	6	4
PIT	25	3	11	14	20
SJ	9	2	2	4	0
STL	8	2	4	6	2
TB	23	2	15	17	10
TOR	29	8	16	24	8
VAN	6	2	4	6	0
WSH	26	5	12	17	10
<b>NHL TOTALS</b>	<b>486</b>	<b>88</b>	<b>200</b>	<b>288</b>	<b>212</b>

## CAREER STATS

Season	Team	League	Regular Season													Playoffs				
			GP	G	A	TP	+/-	PIM	PP	SH	GW	GT	S	S%	GP	G	A	TP	PIM	
1996-97	Syracuse	OJHL	50	42	62	104	--	--	--	--	--	--	--	--	--	--	--	--	--	
1997-98	Erie Otters	OHL	59	30	32	62	--	32	--	--	--	--	--	--	7	1	6	7	6	
1998-99	Erie Otters	OHL	46	34	34	68	--	50	--	--	--	--	--	--	--	--	--	--	--	
	Team USA	World Jr.	6	1	0	1	--	8	--	--	--	--	--	--	--	--	--	--	--	
1999-00	NY Islanders	NHL	81	14	20	34	-25	44	2	1	1	1	114	12.3	--	--	--	--	--	
2000-01	NY Islanders	NHL	82	10	31	41	-14	42	5	0	0	0	171	5.8	--	--	--	--	--	
2001-02	Buffalo	NHL	82	10	35	45	4	34	3	0	3	0	126	7.9	--	--	--	--	--	
2002-03	Buffalo	NHL	80	12	13	25	-28	32	6	0	2	0	159	7.5	--	--	--	--	--	
2003-04	Buffalo	NHL	Missed Season due to injury																	
2004-05	Langnau SC	Swiss	16	8	3	11	--	14	--	--	--	--	--	--	--	--	--	--	--	
2005-06	Buffalo	NHL	63	16	39	55	5	28	7	0	3	--	99	16.2	8	5	6	11	0	
2006-07	Buffalo	NHL	2	1	0	1	1	2	0	0	0	--	2	50.0	16	0	9	9	4	
2007-08	Buffalo	NHL	48	7	33	40	4	8	3	1	3	--	111	6.3	--	--	--	--	--	
2008-09	Buffalo	NHL	48	18	29	47	12	22	5	1	5	--	126	14.3	--	--	--	--	--	
	NHL Totals		486	88	200	288	-41	212	31	3	17	1	908	9.7	24	5	15	20	4	
	Buffalo Totals		323	64	149	193	-2	125	26	2	16	0	623	10.3	24	5	15	20	4	



NO. 37

# Matt Ellis

Name/Nom

Left Wing 2008

Position Acquired

August 31, 1981

Born

Welland, Ontario CANADA

Origin

Signature

## CAREER TRANSACTIONS:

Claimed off waivers from Los Angeles, October 1, 2008; Claimed off waivers by Los Angeles from Detroit, February 21, 2008; Signed as an undrafted free agent by Detroit, May 10, 2002.

## 2008-2009 REGULAR SEASON:

Claimed off waivers from LA (10/1) ... Did not play in 19 additional games as a healthy scratch ... Sent to Portland from 11/8 to 12/17 ... Multi-point games: two ... Played in 100th career game @ OTT (2/7) ... Set career highs in goals (7), assists (5) and points (12) ... Set career high with three points (2+1) against BOS (1/3) ... Recorded points in back-to-back games three times, season-high four points (2+2) in two games starting 1/3 @ BOS and ending 1/6 vs. OTT ... In 12 games with Portland had four points (2+2) and four PIM.

## NHL CAREER:

**2007-08:** Recorded first goal as a King at Nashville (3/13)...Recorded first point as a King with an assist at Colorado (3/1)...Made Kings debut vs. Chicago (2/23)...Claimed off waivers from Detroit (2/21)...Had NHL career-high four-game point streak (2+2), which lasted from 10/15 -10/24 (with Detroit)...Scored first career NHL goal (game-winner) at San Jose (with Detroit on 10/18)...Collected first NHL point with an assist at Anaheim (with Detroit on 10/15)... **2006-07:** Recorded 49 points (26+23) in 65 regular season games with Grand Rapids... His 26 goals led Grand Rapids, while his 49



Photograph



## PHYSICAL DESCRIPTION:

6 ft 0 in

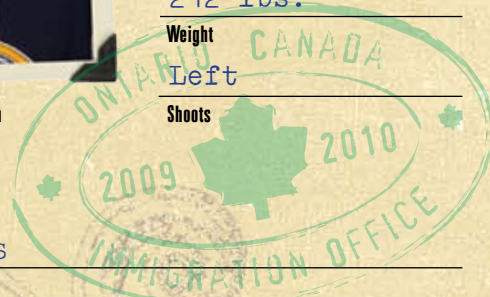
Height

212 lbs.

Weight

Left

Shoots



## CAREER HIGHLIGHTS:

2, 1/3/09 @ BOS

Goals

1, 10 times. Most recent: 4/11/09 vs. BOS

Assists

3, 1/3/09 @ BOS

Points

2, 22 times. Most recent: 4/8/09 @ TOR

PIM

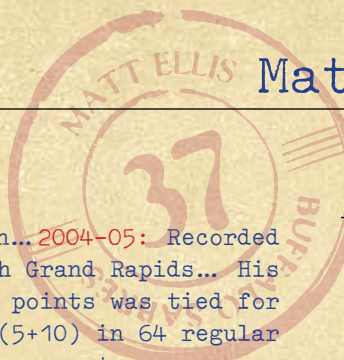
4 games, 10/15/07 @ ANA to 10/24/07 vs. VAN (2+2)

Longest Point Streak

## NHL CAREER (continued):

points was second on the club...It was the fourth straight season he improved his point total in the AHL...Recorded second pro hat trick and tied pro career high with four points (3+1) vs. San Antonio (2/16)...Established pro career high in assists and tied pro career high in points with four helpers at Wilkes-Barre/Scranton (1/5)...Established pro career high with a seven-game point streak (8+3), from 2/10 to 3/23...Had seven points (4+3) in seven playoff games with Grand Rapids...His seven post-season points and four postseason goals led Grand Rapids, while his three postseason assists was second on the club...Was Grand Rapids team captain for the second season...Appeared in 16 games with Detroit...Recalled to Detroit on three different occasions...Made NHL debut at Columbus (12/18)... **2005-06:** Recorded 48 points (20+28) in 74 regular season games with Grand Rapids...Recorded his first professional 20-goal season and established an AHL career high with his 28 assists and 61 penalty minutes... Tied pro career high with four points (2+2) vs. Hamilton (12/30)... Had five points (4+1) in 16 playoff games with Grand Rapids, helping the Griffins advance to the Western





### NHL CAREER (continued):

Conference Finals... Was Grand Rapids team captain... **2004-05:** Recorded 41 points (18+23) in 79 regular season games with Grand Rapids... His 18 goals was third on Grand Rapids, while his 41 points was tied for second on the club... **2003-04:** Recorded 15 points (5+10) in 64 regular season games with Grand Rapids... Also played in four postseason games with Grand Rapids, tallying zero points and 2 PIM... **2002-03:** Recorded 59 points (27+32) in 71 regular season games with Toledo (ECHL)... His 27 goals led Toledo, while his 59 points were second and 32 assists were third on the club... Recorded first pro hat trick at Peoria (3/8)... Established pro career high with four points (2+2) vs. Peoria (11/8)... Established then pro career high with a six-game point streak (4+5), from 12/28 to 1/10.



### Ellis vs. NHL

Team	GP	G	A	TP	PIM
ANA	6	0	1	1	2
ATL	1	0	0	0	0
BOS	4	3	2	5	0
CBY	3	0	0	0	0
CAR	5	1	0	1	0
CHI	6	0	0	0	2
COL	4	0	1	1	2
CBJ	2	0	0	0	0
DAL	5	0	0	0	0
DET	1	0	0	0	0
EDM	4	0	1	1	0
FLA	2	0	0	0	0
LA	6	1	1	2	4
MIN	7	0	0	0	2
MON	4	0	1	1	2
NSH	9	1	0	1	6
NJ	0	0	0	0	0
NYI	2	0	0	0	0
NYR	3	0	0	0	0
OTT	5	1	1	2	2
PHI	3	0	0	0	2
PHX	6	0	1	1	4
PIT	1	0	0	0	0
SJ	6	1	1	2	6
STL	6	0	0	0	4
TB	1	0	0	0	0
TOR	4	1	0	1	2
VAN	5	1	0	1	4
WSH	3	0	0	0	0
<b>NHL TOTALS</b>	<b>115</b>	<b>10</b>	<b>10</b>	<b>20</b>	<b>44</b>

### CAREER STATS

Season	Team	League	Regular Season												Playoffs					
			GP	G	A	TP	+/-	PIM	PP	SH	GW	GT	S	S%	GP	G	A	TP	PIM	
1998-99	St. Michael's	OHL	47	10	8	18	--	6	--	--	--	--	--	--	--	--	--	--	--	--
1999-00	St. Michael's	OHL	59	15	20	35	--	20	--	--	--	--	--	--	--	--	--	--	--	--
2000-01	St. Michael's	OHL	68	21	24	45	--	19	--	--	--	--	--	--	18	4	8	12	6	
2001-02	St. Michael's	OHL	66	38	51	89	--	20	--	--	--	--	--	--	15	8	6	14	6	
2002-03	Toledo	ECHL	71	27	32	59	--	34	--	--	--	--	--	--	7	3	5	8	0	
2003-04	Grand Rapids	AHL	64	5	10	15	--	23	--	--	--	--	--	--	4	0	0	0	2	
2004-05	Grand Rapids	AHL	79	18	23	41	10	59	1	4	1	--	--	--	--	--	--	--	--	
2005-06	Grand Rapids	AHL	74	20	28	48	18	61	3	3	2	--	--	--	16	4	1	5	-2	
2006-07	Detroit	NHL	16	0	0	0	-1	6	0	0	0	--	22	0.0	--	--	--	--	--	
	Grand Rapids	AHL	65	26	23	49	0	44	10	5	5	--	--	--	7	4	3	7	4	
2007-08	Detroit	NHL	35	2	4	6	1	12	0	0	1	--	28	7.1	--	--	--	--	--	
	Los Angeles	NHL	19	1	1	2	2	14	0	1	0	--	38	2.6	--	--	--	--	--	
2008-09	Buffalo	NHL	45	7	5	12	4	12	0	0	2	--	73	9.6	--	--	--	--	--	
	Portland	AHL	12	2	2	4	-2	4	0	0	0	--	--	--	--	--	--	--	--	
<b>NHL Totals</b>			115	10	10	20	6	44	0	1	3	--	161	6.2	--	--	--	--	--	
<b>Buffalo Totals</b>			45	7	5	12	4	12	0	0	2	--	73	9.6	--	--	--	--	--	



NO. 28

# Paul Gaustad

Name

Center 2000

Position Acquired

Born February 3, 1982

Born

Fargo, North Dakota USA

Origin

Signature

## CAREER TRANSACTIONS:


Buffalo's seventh-round choice (220th overall) in the 2000 NHL Entry Draft.

## 2008-2009 REGULAR SEASON:

Games missed due to injury: 20; 11 - upper body (12/19-12/27 & 2/6-2/17), nine - thumb (10/10-10/30)... Multi-point games: five... Set career high with 12 goals and 108 penalty minutes ... Recorded 100th career NHL point (assist) @ NYR (2/21) ... Recorded four points (1+3) over a season-high four-game point streak beginning on 2/19 @ PHI and ending on 2/26 @ CAR ... Tied career-high with two goals in a game three times: 3/4 vs. MTL, 1/15 vs. DAL and 11/28 vs. PIT.

## NHL CAREER:

**2007-08:** Appeared in 82 games for the first time in his NHL career... Scored a career high 36 points (10+26)... Set a career high in goals (10) and assists (26)... Had six multi-point games... Scored two goals @ San Jose (12/8)... Recorded back-to-back games with two assists against Toronto (3/15) and Tampa Bay (3/19)... Had two assists vs. Carolina (12/1)... **2006-07:** Games missed due to injury: 28... Placed on IR on Feb. 16 with severed tendon in left ankle ... injury occurred vs. OTT on Feb. 7... Multi-point games: 1... Recorded 18 points (7+11) in first 41 games of season... Scored career-high three points (2+1) vs. TB (11/20)... **2007 Playoffs:** Had one assist in seven games... Returned to the lineup in Game 5 vs. NYR after suffering ankle injury on Feb. 7... Picked up an assist in Game 6 at NYR (5/6)... **2005-06:** Scored 24 points in 78 games in his rookie year... Missed



Photograph



## PHYSICAL DESCRIPTION:

6 ft 5 in

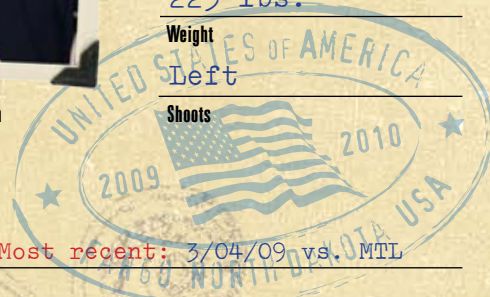
Height

225 lbs.

Weight

Left

Shoots



## CAREER HIGHLIGHTS:

2, five times. Most recent: 3/04/09 vs. MTL

Goals

2, five times. Most recent: 2/2/09 @ ANA

Assists

2, 15 times. Most recent: 2/2/08 vs. CHI

Points

27, 12/2/06 @ Washington

PIM

4 games, twice. Most recent: 1/1/07 vs. NYI to 1/6/07 @ TOR (2+2)

Longest Point Streak

## NHL CAREER (continued):

three games due to head injury... Scored Buffalo's only regulation goal in 2-1 SO win @ Philadelphia (12/19)... Scored first career NHL goal vs. Pittsburgh (10/10)... Picked up his first NHL point vs. Boston (10/7)... **2006 Playoffs:** Four points (0+4) in 18 games... One of 11 Sabres to play in all 18 playoff games... Had three assists vs. Philadelphia (4/24)... **2004-05:** Appeared in 76 games for the Rochester Americans (AHL), collecting 43 points (18+25)... Tied for team lead in playoff points with 11 (6+5)... Set career-high in goals (18)... Finished the regular season with 43 points (18+25)... Picked up two goals @ Manitoba on 3/5... Scored two goals against Philadelphia on 1/21... Scored two goals @ Utah on 12/8... **2003-04:** Ranked second on Amerks with 169 penalty minutes... Was sixth in points (31) and fourth in assists (22)... **2004 Playoffs:** Ranked ninth in AHL postseason with 10 assists... Picked up goal and assist against Syracuse (4/21)... Recorded goal and two assists in game five win over Syracuse (4/25)... Scored game-winning goal and added assist in game one win @ Hamilton (5/05)... **2002-03:** Made NHL debut against Colorado (3/24) after being recalled from Rochester... Named Rochester's Unsung Hero and the Booster Club's Most Improved





### NHL CAREER (continued):

Player...The lone Amerk to play in all 80 games...Finished tied for third with 53 points (14+39)...Ranked second on team with 39 assists and was fourth with 137 PIMs...His 39 assists were most by Amerk rookie since Barrie Moore's 29 in 1995-96...Was tied for eighth in rookie scoring and finished second in assists...Led all rookies with 51 minor penalties...Had five-game point streak (1+6) from 2/28 to 3/07... Recorded second multi-goal game of career @ Cincinnati (1/11)... Scored first professional goal @ Cleveland (11/15)...Named November's Mary Cariola VIP Player of the Month for community service... Recorded first professional point vs. Hamilton (10/14). **2001-02:** Registered career highs in goals (36), assists (44) and points (80) with the Portland Winter Hawks... Started season with nine goals in first 13 games and posted points in 10 of his first 13 games...Scored three points (2+1) in the 2002 Hershey Cup All-Star Series (2/06)... Posted 10-game point streak, (6+14), from 12/14 to 1/08...Voted by teammates as team MVP. **2000-01:** Fired the hardest shot in the history of the Winter Hawks' Skills Challenge in the 2001 event (97 MPH)... Ranked behind Spokane's Brandin Cote by peers in voting for "Top Defensive Forward" in the "Best of the West" poll conducted by the Tri-City Herald...Western Conference nominee for WHL Humanitarian of the Year in part because of his work with Emmanuel Children's Hospital... Recorded first career hat trick and multiple goal game in a 5-2 win over Seattle (3/09)... Finished behind only to Red Deer's Martin Erat in playoff goals per game (.625), while leading Portland's Western Conference championship team in playoff scoring with 16 points in 16 games...Posted nine points (5+4) and +7 rating in the Hawks' 4-2 series win over Prince George in the first round... Posted six points (4+2) and a +4 rating in the 4-1 series win over Spokane in the 2001 Western Conference Finals... **1999-00:** Started season playing for the BCJHL's team in Burnaby, B.C., until joining Portland, 11/02...Named Portland's Scholastic Player and was a finalist for the WHL Scholastic Player of the Year Award...Posted five-game point streak (0+5) from 10/22 to 11/4.

### Gaustad vs. NHL

Team	GP	G	A	TP	PIM
ANA	4	1	2	3	24
ATL	14	1	1	2	13
BOS	25	3	7	10	25
CBY	2	0	0	0	0
CAR	15	2	7	9	21
CHI	3	0	0	0	2
COL	2	1	0	1	0
CBJ	3	0	0	0	6
DAL	3	2	0	2	9
DET	4	1	0	1	0
EDM	1	0	1	1	0
FLA	15	1	0	1	13
LA	1	0	0	0	0
MIN	1	0	0	0	0
MON	24	4	2	6	26
NSH	3	0	2	2	6
NJ	14	1	3	4	2
NYI	13	1	5	6	14
NYR	15	0	4	4	27
OTT	25	2	5	7	33
PHI	14	2	5	7	6
PHX	3	1	1	2	6
PIT	13	4	3	7	2
SJ	2	2	0	2	4
STL	3	0	1	1	0
TB	15	5	9	14	20
TOR	25	5	11	16	33
VAN	2	1	0	1	2
WSH	13	0	2	2	38
<b>NHL TOTALS</b>	<b>277</b>	<b>40</b>	<b>71</b>	<b>111</b>	<b>332</b>



### CAREER STATS

Season	Team	League	Regular Season													Playoffs					
			GP	G	A	TP	+/-	PIM	PP	SH	GW	GT	S	S%	GP	G	A	TP	PIM		
1999-00	Portland	WHL	56	6	8	14	--	110	--	--	--	--	--	--	--	--	--	--	--	--	
2000-01	Portland	WHL	70	11	30	41	--	168	--	--	--	--	--	--	--	--	16	10	6	16	59
2001-02	Portland	WHL	72	36	44	80	--	202	--	--	--	--	--	--	--	--	6	3	1	4	16
2002-03	Rochester	AHL	80	14	39	53	2	137	4	3	1	0	151	9.3	3	0	0	0	0	4	
	Buffalo	NHL	1	0	0	0	0	0	0	0	0	0	0.0	--	--	--	--	--	--	--	
2003-04	Rochester	AHL	78	9	22	31	-9	169	6	1	3	--	175	5.1	16	3	10	13	30		
2004-05	Rochester	AHL	76	18	25	43	2	192	7	0	5	--	141	12.8	9	6	5	11	16		
2005-06	Buffalo	NHL	78	9	15	24	4	65	0	0	0	--	113	8.0	18	0	4	4	14		
2006-07	Buffalo	NHL	54	9	13	22	11	74	3	0	0	--	75	12.0	7	0	1	1	2		
2007-08	Buffalo	NHL	82	10	26	36	-4	85	5	0	2	--	136	7.4	--	--	--	--	--		
2008-09	Buffalo	NHL	62	12	17	29	4	108	3	1	1	--	122	9.8	--	--	--	--	--		
<b>NHL Totals</b>			<b>277</b>	<b>40</b>	<b>71</b>	<b>111</b>	<b>15</b>	<b>332</b>	<b>11</b>	<b>1</b>	<b>3</b>	<b>0</b>	<b>446</b>	<b>8.9</b>	<b>25</b>	<b>0</b>	<b>5</b>	<b>5</b>	<b>16</b>		
<b>Buffalo Totals</b>			<b>277</b>	<b>40</b>	<b>71</b>	<b>111</b>	<b>15</b>	<b>332</b>	<b>11</b>	<b>1</b>	<b>3</b>	<b>0</b>	<b>446</b>	<b>8.9</b>	<b>25</b>	<b>0</b>	<b>5</b>	<b>5</b>	<b>16</b>		



NO. 25

# Mike Grier

Name

Right Wing 2009

Position Acquired

January 5, 1975

Born

Detroit, Michigan USA

Origin

Signature

## CAREER TRANSACTIONS:

Signed as an unrestricted free agent on August 10, 2009; Signed as an unrestricted free agent by San Jose on July 3, 2006; Acquired from Washington on March 9, 2004, in exchange for Jakub Klepis; Traded to Washington by Edmonton for Washington's 2nd round choice and Vancouver's (previously acquired) 3rd round choice in the 2003 NHL Entry Draft; Rights traded to Edmonton by St. Louis with Curtis Joseph for St. Louis' 1st round choices in 1996 and 1997.

## 2008-2009 REGULAR SEASON:

Third on team in hits (147)...Assisted on three of Patrick Marleau's five short-handed goals...T-12th in NHL in SH points (4) ...Tied last season's point total (9+13=22 in 78 games) with an assist vs. Edmonton on Feb. 17, his 53rd game of the season...Activated from Injured Reserve and returned to lineup on April 7 vs. Colorado...Placed on Injured Reserve on March 3 (knee)...Scored two goals, including the game-winner, on Jan. 3 vs. the Islanders... Posted a game-high seven hits vs. New York Rangers on Dec. 20...Missed two games (Nov. 16-17) due to injury (lower body)...Tied his career-high with his five-game point streak (1+4=5) from Oct. 18-28...Set a career high with a four-game assist streak from Oct. 18 - 25...**2009 Playoffs:** T-1st on the team in hits (16).

## NHL CAREER:

**2007-08:** Finished 14th in the voting for the Frank Selke Trophy (defensive forward)...T-3rd on the team in game-winning goals (four)...T-8th in the League in shorthanded goals (three) and 14th among League forwards in blocked shots (58)...Appeared in his 800th game on Dec. 8 vs. Buffalo...Scored game-winning goals in back-to-back games (Dec. 3 at Colorado and Nov. 30 vs. Colorado)...Missed Oct. 27 at Columbus and Oct. 29 at Dallas due to injury (groin)...**2008 Playoffs:** Recorded lone playoff point by assisting on Pavelski's game-winning goal in Game 7 of the WCQF vs. Calgary...**2006-07:** T-10th in the NHL and led team with three shorthanded goals (which tied his career high established in 1999-00 and 2000-01)...Unsuccessful on penalty shot vs. Colorado's Jose Theodore on Dec. 7...**2007 Playoffs:** When San Jose was eliminated, was T-3rd in the League in PIM (27)...Named Game 3's No. 1 star by posting seven shots on net, four hits and two takeaways in just 13:08 on April 16 vs. Nashville in WCQF...**2005-06:** Set



Photograph



## PHYSICAL DESCRIPTION:

6 ft 1 in

Height

225 lbs.

Weight

Right

Shoots

## CAREER HIGHLIGHTS:

2, five times. **Most recent:** 3/04/09 vs. MTL

Goals

2, five times. **Most recent:** 2/2/09 @ ANA

Assists

2, 15 times. **Most recent:** 2/2/08 vs. CHI

Points

27, 12/2/06 @ Washington



PIM

4 games, twice. **Most recent:** 1/1/07 vs. NYI to 1/6/07 @ TOR (2+2)

Longest Point Streak

## NHL CAREER (continued):

career high and finished T-4th on the Sabres with four game-winning goals...**2006 Playoffs:** Set Sabres record by scoring 35 seconds into Game 1 of ECSE at Ottawa on May 5...Had four points (1-3=4) and was a plus-4 at Philadelphia in Game 6 of ECQF on May 2...**2003-04:** Made Sabres debut @ Washington (3/10) scoring one goal and two assists...Three-point outing tied career high...Skated team-high for wings/centers 22:56 vs. Toronto (4/02)...Appeared in 600th NHL career game vs. Boston (3/11). (With Washington): Missed one game due to a suspension (10/14 @ Montreal for actions 10/13 at Toronto, elbow)...Scored point in five of his last 13 games Feb. 12-March 6 (4+1)...Recorded point in three-straight games Feb. 12-15 (2+1), including a goal in back-to-back games Feb. 12-13...Notched first SHG @ Carolina (2/12)...Scored goal and an assist @ Carolina (1/29) for first multi-point game since Dec. 19, 2002, vs. Boston (1+1)...Goal marked his 100th in NHL...Scored vs. New Jersey (1/01) to break a 36-game drought (last - N.Y. Islanders, 10/09)...Assisted in back-to-back games Dec. 23-27 for the first time since March 29-April 1, 2003...Assist @ N.Y. Islanders (12/02) snapped an 18-game pointless skid. **2002-03:** One of only five players to appear in all 82 games for the Capitals, recording 15 goals and 17 assists, after being acquired from Edmonton prior to season...Tied for first on the team in SHGs (2) and tied for seventh in goals...Marked fifth consecutive season with two-or-more SHGs ... Recorded second SHG of season @ Boston (3/08)...Appeared in 500th NHL game vs. St. Louis (1/28)...Recorded 200th NHL point, an assist, vs. New Jersey (12/27)...Tied career high with three points on two goals, including one SH and the game-winner, and assist @ Phoenix (12/13)...Registered points in four consecutive games from 11/29-12/06







### NHL CAREER (continued):

(1+4), including first Capitals assist vs. Ottawa (11/29)...Tallied first Capitals goal @ Columbus (11/05)...Made Capitals debut vs. Nashville (10/11)... **2003 Playoffs:** Appeared in all six playoff games for Capitals, recording goal and assist. **2001-02:** One of five Edmonton players to appear in all 82 games...Ranked second on the team in SH points (4)...Led team forwards and ranked third in hits (136)...Set career high in GWGs (3)...Recorded OT/GWG vs. Minnesota (4/02)...Scored SH/GWG vs. Calgary (3/23)...Recorded 100th NHL assist vs. San Jose (3/20)...Appeared in 400th NHL game vs. Tampa Bay (12/14). **2000-01:** Tied a career high in goals and SHGs (3) and set career high in plus/minus rating (+11)...Ranked third on the team in goals, fifth in plus/minus rating and sixth in points (36)...Ranked second on team and sixth in NHL in SH points (6)...Tied for second on team in SHGs...Appeared in 300th NHL game vs. Toronto (10/09)...Missed eight games with shoulder injury from Dec. 6-22...**2001 Playoffs:** Held scoreless in six games. **1999-00:** Tied career high and led team with three SHGs, ranking 11th in NHL...Led team in SH points, finishing 18th in NHL...Missed four games from Nov. 26 to Dec. 2 with shoulder injury...Missed last 12 games of regular season and team's five playoff games with muscle tear in arm suffered @ Atlanta (3/13)...Recorded 100th NHL point with GWG @ N.Y. Islanders (12/14). **1998-99:** One of three Edmonton players to appear in all 82 games, setting a career high...Ranked third on the team in goals and points (44)...Tied for team lead in SHGs (2) and tied for fifth in assists...Set career highs in goals, assists, points and shots...Set career high by recording points in five consecutive games from Oct. 21-Nov. 2 (3+3)...Recorded first career hat trick vs. Vancouver (3/20)...Appeared in 200th NHL game @ Anaheim (2/17)...Tallied first career SHG vs. Dallas (12/06)...**1999 Playoffs:** Appeared in four games, recording one goal and one assist. **1997-98:** Appeared in 100th NHL game @ Dallas (11/19)...Missed 13 games (11/20 to 12/17) with knee injury...**1998 Playoffs:** Appeared in 12 games, tying for seventh on team with four points (2+2)...Recorded two goals, including game-winner in Game 5 of the CQF vs. Colorado (4/30). **1996-97:** Led team rookies in points (32) and ranked ninth in the league...Ranked fifth on team in plus/minus rating (+7)...Recorded two goals and assist @ St. Louis (3/09)...Scored first NHL goal vs. Colorado (10/26)...Tallied first NHL point/assist, @ Calgary (10/20) ... Made NHL debut vs. Buffalo (10/04)...**1997 Playoffs:** Played in all 12 games for Edmonton, recording three goals and assist...Scored first playoff goal, the game winner, in Game 2 of the CQF @ Dallas (4/18). **1995-96:** Wrapped up third season at Boston University, recording 59 goals and 61 assists in 114 career games ... Recorded 46 (21+25) points in 38 games...Finished sixth on team and tied for 11th in conference in points...**1994-95:** Played in 37 games, recording 29 goals and 26 assists, helping BU win the NCAA Championship and its second consecutive Hockey East Championship...Led Hockey East in goals and ranked second in points...Finalist for the Hobey Baker Award as nation's top collegiate player and named NCAA East First All-America Team and to Hockey East First All-Star Team. **1993-94:** Recorded nine goals and nine assists in 39 games.

### Grier vs. NHL

Team	GP	G	A	TP	PIM
ANA	48	6	6	12	16
ATL	19	5	5	10	2
BOS	28	4	7	11	20
BUF	19	3	5	8	18
CGY	44	12	9	21	27
CAR	27	5	5	10	15
CHI	32	6	8	14	26
COL	43	7	10	17	16
CBJ	22	2	8	10	4
DAL	44	4	6	10	37
DET	35	3	5	8	32
EDM	14	3	3	6	0
FLA	28	3	4	7	26
LA	50	7	9	16	30
MIN	24	8	5	13	6
MON	31	3	8	11	18
NSH	26	6	4	10	10
NJ	24	4	8	12	10
NYI	23	4	2	6	8
NYR	23	3	4	7	8
OTT	27	2	4	6	4
PHI	25	4	4	8	6
PHX	45	7	15	22	16
PIT	25	5	7	12	12
SJ	28	3	10	13	32
STL	35	8	6	14	4
TB	29	4	12	16	30
TOR	38	5	7	12	28
VAN	42	7	7	14	21
WSH	16	4	5	9	2
<b>NHL TOTALS</b>	<b>914</b>	<b>147</b>	<b>198</b>	<b>345</b>	<b>484</b>

### CAREER STATS

Season	Team	League	Regular Season													Playoffs				
			GP	G	A	TP	+/-	PIM	PP	SH	GW	GT	S	S%	GP	G	A	TP	PIM	
1993-94	Boston U.	Hockey East	39	9	9	18	--	56	--	--	--	--	--	--	--	--	--	--	--	--
1994-95	Boston U.	Hockey East	37	29	26	55	--	85	--	--	--	--	--	--	--	--	--	--	--	--
1995-96	Boston U.	Hockey East	38	21	25	46	--	82	--	--	--	--	--	--	--	--	--	--	--	--
1996-97	Edmonton	NHL	79	15	17	32	7	45	4	0	2	0	89	16.9	12	3	1	4	4	
1997-98	Edmonton	NHL	66	9	6	15	-3	73	1	0	1	0	90	10.0	12	2	2	4	13	
1998-99	Edmonton	NHL	82	20	24	44	5	54	3	2	1	0	143	14.0	4	1	1	2	6	
1999-00	Edmonton	NHL	65	9	22	31	9	68	0	3	2	0	115	7.8	--	--	--	--	--	
2000-01	Edmonton	NHL	74	20	16	36	11	20	2	3	2	1	124	16.1	6	0	0	0	8	
2001-02	Edmonton	NHL	82	8	17	25	1	32	0	2	3	0	112	7.1	--	--	--	--	--	
2002-03	Washington	NHL	82	15	17	32	-14	36	2	2	2	0	133	11.3	6	1	1	2	2	
2003-04	Washington	NHL	68	8	12	20	-19	32	1	1	0	0	115	7.0	--	--	--	--	--	
	Buffalo	NHL	14	1	8	9	10	4	0	0	0	0	18	5.6	--	--	--	--	--	
2005-06	Buffalo	NHL	81	7	16	23	-7	28	0	0	4	0	109	6.4	18	3	5	8	2	
2006-07	San Jose	NHL	81	16	17	33	-5	43	2	3	1	0	125	12.8	11	2	2	4	27	
2007-08	San Jose	NHL	78	9	13	22	-8	24	1	3	4	0	132	6.8	13	0	1	1	2	
2008-09	San Jose	NHL	62	10	13	23	8	25	0	1	2	0	108	9.3	6	0	0	0	6	
NHL Totals			914	147	198	345	-5	484	16	20	24	1	1413	10.4	88	12	13	25	70	
Buffalo Totals			95	8	24	32	3	32	0	0	4	0	127	6.3	18	3	5	8	2	



NO. 55

# Jochen Hecht

Name

---

Left Wing                      2002

---

Position                      Acquired

---

June 21, 1977

---

Born

---


Mannheim, Germany

---

Origin

---

Signature



## CAREER TRANSACTIONS:


Acquired from Edmonton in exchange for the 31st (from Atlanta; traded to Edmonton - Edmonton picked Jeff Deslauriers) and 36th (from Nashville; traded to Edmonton - Edmonton picked Jarret Stoll) picks in the 2002 Entry Draft on June 22, 2002; Traded to Edmonton by St. Louis with Marty Reasoner and Jan Horacek for Doug Weight and Michel Riesen, July 2, 2001; Originally selected by St. Louis in the 2nd-round (49th overall) of the 1995 Entry Draft.

## 2008-2009 REGULAR SEASON:

Games missed due to injury: 12; 10 - finger (10/15-11/3), two - upper body (2/2-2/6)...Multi-point games: three...Played in 600th career NHL game @ CAR (2/26)...Had three points (1+2) during a season-high three-game point streak beginning 12/6 @ TB and ending on 12/10 vs. TB.

## NHL CAREER:

2007-08: Games missed due to injury: 6; pulled leg muscle...Recorded 49 points (22+27) in 75 games... Multi-point games: nine...Broke the 20-goal mark for the first time in his career...Set a new career high in goals scored when he registered his 20th of the season in a three-point game (2+1) vs. Tampa Bay (3/19)... Hecht scored six points (3+3) and registered a plus-seven rating in back-to-back games vs. Toronto (3/15) and Tampa Bay (3/19)...Scored once and added two assists vs. Atlanta (1/18)...His goal @ Florida (10/26) was the 200th point of his career...Served as team captain for October and February and finished the year as an alternate captain...Played in his 500th career NHL game @ San Jose (12/8)...2006-07: Games missed due to injury: 6...Missed three games with inner ear problem... Finished with a career-high 56 points (19+37)...Set a new career high in goals (19) and tied his career-high in assists (37)...Had 14 points (2+12) in 10 games from Feb. 10-Mar. 7...First 41 games of the season -- 23 points (10+13) in 38 games...Multi-point games: 11... 2007 Playoffs: Had five points (4+1) in 16 games... Held scoreless in five games vs. NYI...Led



Photograph



## PHYSICAL DESCRIPTION:

6 ft 1 in

---

Height

---

199 lbs.

---

Weight

---

Left

---

Shoots

## CAREER HIGHLIGHTS:

3, 1/14/06 vs. LA

---

Goals

---

3, two times. Most recent: 3/13/07 @ PIT

---

Assists

---

4, four times. Most recent: 1/14/06 vs. LA (3+1)

---

Points

---

17, 10/28/01 @ CBJ

---

PIM

---

8 games; 12/5/00 vs. ANA to 12/23/00 vs. ANA (6+4)

---

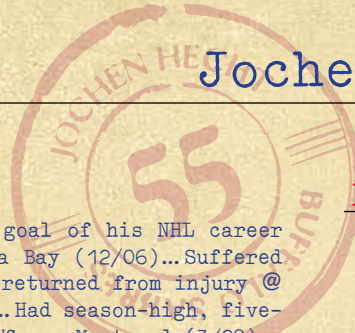
Longest Point Streak

## NHL CAREER (continued):

team with 18 SOG in the series...Had two goals and an assist in six games vs. NYR...Picked up his first point of the postseason with an assist in Game 1 vs. NYR (4/25)... Had two goals including the GWG in Game 6 at NYR (5/6)... Scored two goals in five games vs. OTT...2005-06: Appeared in 64 games, finishing with 42 points, including a career-high 18 goals...Games missed due to injury: 16; knee...Tied career-high with four points (1+3) @ Philadelphia (3/11)...Suffered sprained knee vs. Montreal (2/9), forcing him to miss the Olympics...Had four points (3+1) including his first career hat trick vs. Los Angeles (1/14)...Scored SH game-winning goal @ Washington (11/27)...Scored first goal of season (OT game winner) vs. Pittsburgh (10/10)...2006 Playoffs: Eight points (2+6) in 15 games... Scored one goal @ Carolina (6/1)...Two assists @ Carolina (5/20)... Earned assist vs. Ottawa (5/10)...Scored SHG that stood as the game-winning goal @ Ottawa (5/8)... 2004-05: Played with Adler Mannheim in the German League, scoring 50 points (16+34) in 36 games...Represented Germany at 2005 World Championships in Austria, scoring three goals and one assist in six games...2003-04: Posted career-high 37 assists and two four-point games...Served as alternate captain for January and February...Posted second four-point night of season (third of career) with two goals and two assists @ N.Y. Rangers (3/31)...Recorded career-high three assists vs. Pittsburgh (3/26)...Runner-up for NHL Offensive Player of the Week (3/22) after scoring eight points (4+4)...Tied career high with four points (2+2), all on PP, vs. Toronto (3/15)... Scored two goals @ Carolina (1/25) for eighth multi-point game of season...Recorded







NHL CAREER (continued):

100th assist of career vs. Ottawa (1/09)...Scored 60th goal of his NHL career vs. Detroit (12/10)...Recorded 150th NHL point vs. Tampa Bay (12/06)...Suffered broken left arm in the preseason vs. Columbus (10/04), returned from injury @ Ottawa (11/17). **2002-03:** Recorded six multi-point games...Had season-high, five-game point streak (3+3) end @ Dallas (3/31)...Recorded GWG vs. Montreal (3/28)...Scored two goals, including OT/GWG, vs. Colorado (3/24)...Returned from Injured Reserve with PPG in 4-0 win @ Florida (3/08)...Missed previous nine games with wrist injury...Missed games @ Detroit (2/13) and vs. N.Y. Rangers (2/15) with injured wrist...Returned to lineup with assist in 4-0 win vs. Toronto (1/24)...Missed 20 games while on Injured Reserve from concussion suffered vs. Washington (12/07)... Scored PPG @ Pittsburgh (10/26)...Returned vs. New Jersey (10/25) after missing previous two games (vs. Phoenix 10/19 and vs. Philadelphia 10/22) with bruised knee... Scored first goal in first game as Sabre in 5-1 win vs. N.Y. Islanders (10/10). **2001-02:** Was fourth in goals (16) and sixth in overall points (16+24) with Edmonton...Recorded career-high three GWGs...Played in all 82 games...Played in his 200th career NHL game, recording goal and assist vs. San Jose (2/12)...Registered career-high four points (2+2) vs. Montreal (1/06) including PPG, PPA and GWG... Scored first Oilers point/assist and first Oilers goal vs. Colorado (10/11)...Made Oilers' debut @ Calgary (10/03). **2000-01:** Completed second full season with St. Louis, establishing career highs in games (72), goals (19), assists (25), points (44)...Scored GWG in 6-5 come-from-behind victory @ Toronto (11/29)...Recorded a career-high, eight-game scoring streak with 10 points (6+4) from 12/05-23 and had six-game scoring streak with six points (4+2) from 10/06-19...Also equaled career highs for longest goal- and assist-scoring streaks with five two-game goal scoring streaks and three two-game assists scoring streaks...Played in 100th career NHL game vs. Phoenix (12/30)...Three of eight PPGs came in four-game span between 1/18-23...Missed a total of 10 games, including the final eight games of regular season due to strained oblique muscle...**2001 Playoffs:** Tied for seventh on Blues' playoff scoring list with six points (2+4) in 15 games...Played in all 15 postseason games as Blues advanced to Western Conference Final. **1999-00:** Played first full NHL season with Blues, scoring 13 goals and 21 assists for 34 points in 63 games... Scored first NHL goal @ Toronto (10/16)...Recorded first NHL point @ Los Angeles (10/4)...**2000 Playoffs:** Led Blues in postseason scoring with 10 points (4+6) in seven games. **1998-99:** Spent majority of season with Worcester (AHL), leading the Ice Cats in goals (21) assist (35) and points (56)...Made NHL debut @ Buffalo (1/03)...Played three games with Blues...**1999 Playoffs:** Made Stanley Cup Playoff debut, scoring two goals in five games.

Hecht vs. NHL

Team	GP	G	A	TP	PIM
ANA	15	5	8	13	8
ATL	23	6	9	15	10
BOS	40	7	16	23	27
BUF	4	0	0	0	0
CBY	17	0	6	6	8
CAR	25	6	6	12	12
CHI	17	5	4	9	6
COL	15	6	3	9	4
CBJ	11	2	3	5	19
DAL	13	4	3	7	2
DET	16	3	7	10	10
EDM	12	2	6	8	8
FLA	26	3	5	8	24
LA	16	8	4	12	12
MIN	12	0	6	6	10
MON	35	7	15	22	22
NSH	19	2	4	6	16
NJ	26	5	6	11	16
NYI	24	12	4	16	10
NYR	21	5	10	15	10
OTT	35	6	12	18	20
PHI	21	5	13	18	15
PHX	18	0	6	6	10
PIT	23	4	12	16	8
SJ	15	7	3	10	8
STL	10	2	4	6	2
TB	27	5	17	22	20
TOR	43	15	19	34	16
VAN	15	4	5	9	4
WSH	24	8	10	18	12
<b>NHL TOTALS</b>	<b>618</b>	<b>144</b>	<b>226</b>	<b>370</b>	<b>359</b>

CAREER STATS

Season	Team	League	Regular Season												Playoffs				
			GP	G	A	TP	+/-	PIM	PP	SH	GW	GT	S	S%	GP	G	A	TP	PIM
1993-94	Mannheim Jr.	Ger.-Jr.	28	27	13	40	--	103	--	--	--	--	--	--	--	--	--	--	--
1994-95	A. Mannheim	DEL	43	11	12	23	--	68	--	--	--	--	--	--	10	5	4	9	12
1995-96	A. Mannheim	DEL	44	12	16	28	--	68	--	--	--	--	--	8	3	2	5	6	
1996-97	A. Mannheim	DEL	46	21	21	42	--	36	--	--	--	--	--	9	3	3	6	4	
1997-98	A. Mannheim	DEL	44	7	19	26	--	42	--	--	--	--	--	10	1	1	2	14	
	A. Mannheim	EuroHHL	5	0	4	4	--	8	--	--	--	--	--	--	--	--	--	--	--
	Germany	Olympics	4	1	0	1	--	6	--	--	--	--	--	--	--	--	--	--	--
1998-99	St. Louis	NHL	3	0	0	0	-2	0	0	0	0	0	4	0.0	5	2	0	2	0
	Worcester	AHL	74	21	35	56	--	48	--	--	--	--	--	4	1	1	2	2	
1999-00	St. Louis	NHL	63	13	21	34	20	28	5	0	1		140	9.3	7	4	6	10	2
2000-01	St. Louis	NHL	72	19	25	44	11	48	8	3	1		208	9.1	15	2	4	6	4
2001-02	Edmonton	NHL	82	16	24	40	4	60	5	0	3	1	211	7.6	--	--	--	--	--
	Germany	Olympics	4	1	1	2	--	2	--	--	--	--	--	--	--	--	--	--	--
2002-03	Buffalo	NHL	49	10	16	26	4	30	2	0	2	--	145	6.9	--	--	--	--	--
2003-04	Buffalo	NHL	64	15	37	52	17	49	2	1	0	--	174	8.6	--	--	--	--	--
2004-05	Mannheim	Germany	48	16	34	50	11	151	--	--	--	--	143	11.1	--	--	--	--	--
2005-06	Buffalo	NHL	64	18	24	42	10	34	4	2	4	--	179	10.1	15	2	6	8	8
2006-07	Buffalo	NHL	76	19	37	56	19	39	3	0	1	--	197	9.6	16	4	1	5	10
2007-08	Buffalo	NHL	75	22	27	49	1	38	3	1	2	--	229	9.6	--	--	--	--	--
2008-09	Buffalo	NHL	70	12	15	27	-9	33	3	1	1	--	173	6.9	--	--	--	--	--
<b>NHL Totals</b>			<b>618</b>	<b>144</b>	<b>226</b>	<b>370</b>	<b>75</b>	<b>359</b>	<b>35</b>	<b>8</b>	<b>15</b>	<b>1</b>	<b>1630</b>	<b>8.8</b>	<b>58</b>	<b>14</b>	<b>17</b>	<b>31</b>	<b>24</b>
<b>Buffalo Totals</b>			<b>398</b>	<b>96</b>	<b>156</b>	<b>252</b>	<b>42</b>	<b>223</b>	<b>17</b>	<b>5</b>	<b>10</b>	<b>0</b>	<b>1103</b>	<b>9.6</b>	<b>31</b>	<b>4</b>	<b>7</b>	<b>13</b>	<b>18</b>



NO. 36

# Patrick Kaleta

Name

Right Wing 2004

Position Acquired

June 8, 1986

Born

Buffalo, NY USA

Origin

Signature

## CAREER TRANSACTIONS:


Buffalo's sixth-round choice (176th overall) in the 2004 NHL Entry Draft.

## 2008-2009 REGULAR SEASON:

Games missed due to injury: 27 - head/neck (12/1-12/13; 12/20-1/28; 4/6-4/11)...Missed four additional games as a healthy scratch... Set career highs in games played (51), goals (four), assists (five), points (nine) and penalty minutes (89)... Scored in consecutive games twice; 11/1 vs. WSH & 11/3 @ NJ and 3/20 vs. PHI & 3/21 @ NYR.

## NHL CAREER:

**2007-08:** Scored his first NHL goal on February 10 vs. Florida... Appeared in a career high 40 games... Set career highs in goals (3) and points (5) in a season... Scored points in back-to-back games (1+1) vs. Carolina (3/14/08) and @ Toronto (3/15/08)... Recalled from Rochester three times throughout the season... **2006-07:** Appeared in 58 games with the Rochester Americans (AHL)... Recalled from Rochester (2/21)... Played 7 games with the Buffalo Sabres... Scored his first NHL point with an assist vs. Ottawa (2/22) in his debut NHL game... Had an assist vs. Toronto (2/27)... Returned to Rochester (3/10) to finish out the season with the Americans and collected 15 points (5+10)... **2005-06:** Recorded 18 points in the playoffs to help lead Peterborough to the OHL Championship... Ranked fourth on the team in playoff scoring (8+10) in 19 games... Recognized as the best body-checker and one of the OHL's hardest working players in the league's annual Coaches Poll.



Photograph



## PHYSICAL DESCRIPTION:

5 ft 11 in

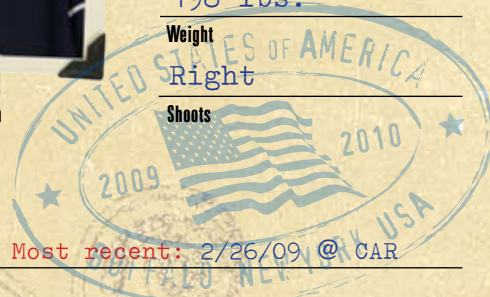
Height

198 lbs.

Weight

Right

Shoots



## CAREER HIGHLIGHTS:

1, seven times. Most recent: 2/26/09 @ CAR

Goals

1, nine times. Most recent: 3/27/09 vs. TOR

Assists

1, 16 times. Most recent: 3/27/09 vs. TOR (0+1)

Points

25, 10/13/08 @ NYI

PIM

2 games, three times. Most recent; 3/20/09 @ PHI to 3/21/09 at NYR (0+2=2)

Longest Point Streak





NO. 36

Patrick Kaleta



**Kaleta vs. NHL**

Team	GP	G	A	TP	PIM
ANA	2	1	0	1	0
ATL	6	0	0	0	7
BOS	7	0	0	0	6
CBY	0	0	0	0	0
CAR	4	2	0	2	14
CHI	0	0	0	0	0
COL	2	0	0	0	2
CBJ	0	0	0	0	0
DAL	1	0	0	0	0
DET	1	1	0	1	2
EDM	0	0	0	0	0
FLA	4	1	0	1	0
LA	1	0	0	0	2
MIN	2	0	0	0	5
MON	9	0	1	1	10
NSH	1	0	1	1	4
NJ	6	2	0	2	2
NYI	3	0	0	0	27
NYR	6	0	1	1	5
OTT	11	0	1	1	12
PHI	5	0	1	1	23
PHX	3	0	0	0	7
PIT	4	0	0	0	8
SJ	1	0	0	0	0
STL	0	0	0	0	0
TB	4	0	0	0	2
TOR	11	0	3	3	9
VAN	1	0	0	0	2
WSH	3	0	1	1	2
<b>NHL TOTALS</b>	<b>98</b>	<b>7</b>	<b>9</b>	<b>16</b>	<b>151</b>

**CAREER STATS**

Season	Team	League	Regular Season													Playoffs				
			GP	G	A	TP	+/-	PIM	PP	SH	GW	GT	S	S%	GP	G	A	TP	PIM	
2002-03	Peterborough	OHL	67	7	9	16	--	67	--	--	--	--	--	--	7	0	0	0	6	
2003-04	Peterborough	OHL	67	14	14	28	--	124	--	--	--	--	--	--	--	--	--	--	--	
2004-05	Peterborough	OHL	62	24	28	52	--	146	--	--	--	--	--	14	3	3	6	30		
2005-06	Peterborough	OHL	68	16	35	51	--	121	--	--	--	--	--	19	8	10	18	43		
2006-07	Rochester	AHL	58	5	10	15	1	133	1	1	--	--	55	9.1	5	0	0	0	12	
	Buffalo	NHL	7	0	2	2	3	21	--	--	--	--	6	0.0	--	--	--	--	--	
2007-08	Buffalo	NHL	40	3	2	5	3	41	--	--	--	--	26	11.5	--	--	--	--	--	
	Rochester	AHL	29	1	3	4	-2	109	--	--	--	--	--	--	--	--	--	--	--	
2008-09	Buffalo	NHL	51	4	5	9	1	89	0	0	0	0	35	11.4	--	--	--	--	--	
NHL Totals			98	7	9	16	5	151	--	--	--	--	67	10.4	0	0	0	0	0	
Buffalo Totals			98	7	9	16	5	151	--	--	--	--	67	10.4	0	0	0	0	0	



NO. 40

# Patrick Lalime

Name

Goaltender 2008

Position Acquired

July 7, 1974

Born

St. Bonaventure, Quebec CANADA

Origin

Signature

## CAREER TRANSACTIONS:

Signed as a free agent, July 1, 2008; Signed as a free agent by Chicago, July 1, 2006; Traded to St. Louis by Ottawa for St. Louis' fourth round choice (Ottawa picked Ilja Zubov) in 2005 Entry Draft, June 27, 2004; Traded to Ottawa by Anaheim for Ted Donato and the rights to Antti-Jussi Niemi, June 18, 1999; Rights traded to Anaheim by Pittsburgh for Sean Pronger, March 24, 1998; Pittsburgh's sixth round choice (156th overall) in 1993 Entry Draft.

## 2008-2009 REGULAR SEASON:

Games missed due to injury: six (4/1-4/11)... Played 400th career NHL game vs. OTT (10/27)... Won first game as a Buffalo Sabre @ NYI (10/13).

## NHL CAREER:

**2007-08:** Recorded best numbers in six seasons with 32 games played, 16 wins and a 2.82 GAA... Had a season-high four game win streak starting @ Nashville (1/13) and ending @ Phoenix (1/19)... Over that span he allowed only five goals and carried a .962 SV%... Made 32 saves to earn a shutout vs. Phoenix (2/27)... **2006-07:** Appeared in 12 games, posting a 4-6-1 record ... Missed 42 games at the beginning of the season due to back surgery ... Made his Blackhawk debut and recorded his 34th career shutout in a 3-0 win @ Vancouver on Feb. 7 ... Made 30 saves in regulation and stopped 3 of 4 shots in the shootout for a 4-3 win over Ottawa on March 4 ... Made 31 saves in a 3-1 win against Columbus on March 30 ... Assigned to the Norfolk Admirals (AHL) for conditioning on Jan. 10, appearing in 4 games and posted a 3-1-0 record with a .930 save percentage. **2005-06:** Appeared in 31 games with the St. Louis Blues posting a record of 4-18-8 with a .881 save percentage and 3.64 GAA ... Suffered a torn ACL on April 1 at Nashville and missed the rest of the regular season ... Missed 1 game with a bruised leg ... Made his Blues debut on Oct. 5 at Detroit, stopping



Photograph



## PHYSICAL DESCRIPTION:

6 ft 3 in

Height

189 lbs.

Weight

Left

Catches

## CAREER HIGHLIGHTS:

51, vs. CGY (1/21/97)

Most Shots Faced

49, vs. CGY (1/21/97)

Most Saves

34, two times. Most recently: @ VAN (2/7/07)

Most Saves in SO

184:06 (1/9/03) through (1/18/03)

Longest Shutout Sequence

7, vs. Detroit (12/10/03)

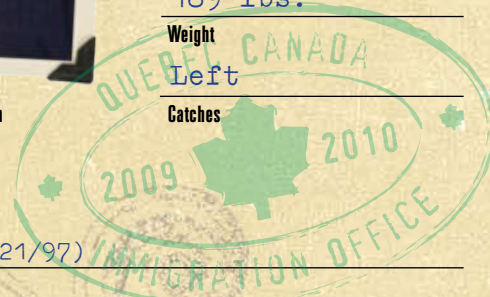
Most Goals Allowed

16 games, 14-0-2, 12/6/96 to 1/21/97

Longest Undefeated Streak

## NHL CAREER (continued):

20 of 24 shots in a 5-1 loss ... Recorded his first win of the season on Oct. 11 vs. Chicago making 32 saves in a 4-1 victory. **2003-04:** Appeared in 57 games with Ottawa, posting a 25-23-7 record along with a 2.29 GAA ... Has collected 25 wins or more in each of his last 4 seasons ... Ranked 18th in the NHL with a 2.29 GAA and was tied-13th in the NHL with 25 victories ... Was tied-8th in the league with 5 shutouts ... Posted a season long 6-game undefeated streak from Jan. 11-28, stopping 141 of 154 shots (4-0-2) ... Recorded a season-high 4-game winning streak from Oct. 17-25, turning away 105 of 109 shots ... Stopped a penalty shot on Feb. 16 at NY Rangers (Matthew Barnaby) ... Has faced 4 career penalty shots, turning away 3 of them ... Skated in his 300th career NHL game on Jan. 28 at Dallas. **2002-03:** Set career single-season highs in games played (67), wins (39) and shutouts (8) ... Ranked second overall in the NHL in wins (39), and was tied for second in shutouts (8) ... Ranked fourth in the NHL in minutes played (3,943) and was fifth in GAA (2.16) ... Appeared in his first career All-Star game playing 25 minutes, taking the loss for the Eastern Conference ... Recorded 3 consecutive shutouts from Jan. 9-14, stopping all 58 shots faced ... Is the Senators all-time leader in playoff games played (34), wins (18) and shutouts (5). **2001-02:** Stopped Buffalo's Miroslav Satan on a penalty shot on Nov. 3 for his second career penalty shot ... Ejected from game







### NHL CAREER (continued):

at Boston on Jan. 17 for leaving the crease during an altercation... Posted a 4-1 record along with 3 shutouts, while, recording a 0.40 GAA and a .985 save percentage in the playoffs vs. Philadelphia... Notched his first career NHL playoff win and shutout in 3-0 win at Philadelphia on April 20... Tied an NHL record with 3 consecutive playoff shutouts vs. Philadelphia. **2000-01:** Recorded his first NHL point with an assist on March 21 at Phoenix... Senators' nominee for 2000-01 Bill Masterton Trophy... Named NHL player-of-the-week twice - Nov. 27 - Dec. 3 and Feb. 12 - 18... Won season's Molson Cup with 12 first, 6 second- and 9 third-star selections... Missed 10 games with a sprained left knee suffered at Toronto on Oct. 14... Appeared in all 4 games of quarterfinal series vs. Toronto, making his NHL playoff debut on April 13. **1999-2000:** Shutout Philadelphia 3-0, on Oct. 10 in his debut with Ottawa, making 17 saves... Won November Molson Cup Award and finished second for the season award with 4 first-, 6 second- and 3 third-star selections. **1998-99:** Tied or set 11 single-season club records with Kansas City (IHL)... Was named March goaltender of the month and was a first-team All-Star selection. **1997-98:** Played with Grand Rapids of the IHL, posting a team leading 2.61 GAA. **1996-97:** Made NHL debut with Pittsburgh on Nov. 16 vs. NY Rangers... Set NHL record for longest unbeaten streak by a rookie goaltender to begin his career, going 14-0-2... Named to NHL all-rookie team... Named player of the week for January 13-19 and the Rookie of the Month for December and January. **1995-96:** Led Cleveland of the IHL in wins (20) and games played (41)... Recalled twice by Pittsburgh. **1994-95:** Split the season with Hampton-Roads of the ECHL and Cleveland of the IHL. **1993-94:** Finished his third season with Shawinigan of the QMJHL with 22 wins in 48 games... Made his first playoff appearance of his major junior career posting a 1-3 record... **1992-93:** In his second season with Shawinigan played in 44 games posting a record of 10-24-4.

### Lalime vs. NHL

Team	GP	GA	SO	W	L	O	GAA
ANA	11	25	1	6	4	0	2.46
ATL	14	30	0	7	3	0	2.32
BOS	21	49	0	10	5	3	2.78
BUF	21	43	2	6	12	2	2.16
CGY	11	25	1	6	3	2	2.43
CAR	20	35	2	11	4	4	1.75
CHI	9	28	0	2	5	2	3.06
COL	11	21	2	6	3	2	1.87
CBJ	11	31	0	7	4	0	3.03
DAL	10	32	0	4	6	0	3.46
DET	11	46	0	1	10	0	4.85
EDM	9	24	2	2	4	2	2.97
FLA	11	22	1	8	3	0	1.99
LA	9	30	0	2	4	2	3.61
MIN	6	16	0	2	3	1	2.64
MTL	31	71	3	17	8	3	2.46
NSH	14	27	2	7	5	1	1.97
NJ	20	46	2	8	11	1	2.41
NYI	21	54	2	10	8	3	2.63
NYR	25	65	1	13	8	2	2.79
OTT	5	18	0	1	2	1	3.72
PHI	16	43	1	4	7	5	2.74
PHX	11	17	2	8	2	1	1.58
PIT	14	33	2	7	5	2	2.42
SJ	12	42	1	4	8	0	3.63
STL	9	22	0	4	4	1	2.44
TB	11	31	1	6	5	0	2.92
TOR	19	46	2	12	6	0	2.52
VAN	11	18	3	6	3	1	1.69
WSH	17	37	2	9	6	2	2.25
<b>TOTALS</b>	<b>421</b>	<b>1027</b>	<b>35</b>	<b>196</b>	<b>161</b>	<b>46</b>	<b>2.56</b>



### CAREER STATS

Season	Team	League	Regular Season						Playoffs					
			GP	MIN	GA	SO	AVG.	W-L-T	GP	MIN	GA	SO	AVG.	W-L
1991-92	Shawinigan	QMJHL	6	0	0	0	0.00	0-0-0	--	--	--	--	--	--
1992-93	Shawinigan	QMJHL	44	2467	192	0	4.67	10-24-4	--	--	--	--	--	--
1993-94	Shawinigan	QMJHL	48	2733	192	1	4.22	22-20-2	5	223	25	0	6.73	1-3
1994-95	Cleveland	IHL	23	1230	91	0	4.44	7-10-4	--	--	--	--	--	--
	Hampton Roads	ECHL	26	1470	83	2	3.35	15-7-3	--	--	--	--	--	--
1995-96	Cleveland	IHL	41	2314	149	0	3.86	20-12-7	--	--	--	--	--	--
1996-97	Pittsburgh	NHL	39	2058	101	3	2.94	21-12-2	--	--	--	--	--	--
	Cleveland	IHL	14	834	45	1	3.24	6-6-2	--	--	--	--	--	--
1997-98	Grand-Rapids	IHL	31	1749	76	2	2.61	10-10-9	1	77	4	0	3.11	0-1
1998-99	Kansas City	IHL	66	3789	190	2	3.01	39-20-4	3	179	6	1	2.01	1-2
1999-00	Ottawa	NHL	38	2038	79	3	2.33	19-14-3	--	--	--	--	--	--
2000-01	Ottawa	NHL	60	3606	141	7	2.35	36-19-5	4	250	10	0	2.39	0-4
2001-02	Ottawa	NHL	61	3582	148	7	2.48	27-24-8	12	777	18	4	1.39	7-5
2002-03	Ottawa	NHL	67	3943	142	8	2.16	39-20-7	18	1122	34	1	1.82	11-7
2003-04	Ottawa	NHL	57	3324	127	7	2.29	25-23-7	7	398	13	0	1.96	3-4
2005-06	St. Louis	NHL	31	1699	103	0	3.64	4-18-8	--	--	--	--	--	--
	Peoria	AHL	14	798	38	1	2.86	6-6-0	--	--	--	--	--	--
2006-07	Chicago	NHL	12	644	33	1	3.07	4-6-1	--	--	--	--	--	--
	Norfolk	AHL	4	241	10	0	2.49	3-1-0	--	--	--	--	--	--
2007-08	Chicago	NHL	32	1828	86	1	2.82	16-12-2	--	--	--	--	--	--
2008-09	Buffalo	NHL	24	1296	67	0	3.10	5-13-3	--	--	--	--	--	--
<b>NHL Totals</b>			<b>421</b>	<b>24022</b>	<b>1027</b>	<b>35</b>	<b>2.57</b>	<b>196-161-46</b>	<b>41</b>	<b>2549</b>	<b>75</b>	<b>5</b>	<b>1.77</b>	<b>21-20</b>
<b>Buffalo Totals</b>			<b>24</b>	<b>1296</b>	<b>67</b>	<b>0</b>	<b>3.10</b>	<b>5-13-3</b>	<b>--</b>	<b>--</b>	<b>--</b>	<b>--</b>	<b>--</b>	<b>--</b>



NO. 5

# Toni Lydman

Name

Defense 2005

Position Acquired

September 25, 1977

Born

Lahti, Finland

Origin

Signature

## CAREER TRANSACTIONS:

Acquired from Calgary in exchange for Buffalo's third-round selection (John Armstrong) in the 2006 Entry Draft, Aug. 25, 2005; Originally selected by Calgary in the fourth-round (89th overall) of the 1996 Entry Draft.

## 2008-2009 REGULAR SEASON:

Games missed due to injury: one - flu...Missed one additional game as a healthy scratch... Multi-point games: two...Led Sabres with 166 blocked shots and 165 hits...Had three assists in season high three-game point streak from 1/17 vs. CAR to 1/21 @ TB.

## NHL CAREER:

**2007-08:** Appeared in all 82 games of the season for the first time in his NHL career...Multi-point games: three...Tied his career high with 22 assists...Set a career high for points in a game with four vs. Nashville (2/27)...Recorded two assists @ San Jose (12/08) and @ Tampa Bay (1/29)...Recorded a season-high 29:28 minutes of ice time vs. NY Rangers (3/10)...Named Buffalo's captain for month of November 2007...**2006-07:** Led Buffalo with 167 blocked shots...Matched his career-high with a pair of three-game point streaks...First 41 games of the season -- 11 points (1+10) in 32 games. Games missed due to injury: 15; neck (9); upper body (6) Multi-point games: 4...**2007 Playoffs:** Had four points (2+2) in 16 games... Had one goal in five games vs. NYI...Had two assists in six games vs. NYR...Scored a goal in Game 1 (5/10) vs. OTT... **2005-06:** Appeared in 75 games... Finished with 17 points (1+16)... Missed six games due to injury... Assist vs. Washington (11/17) was 100th career point...Scored first goal as a Sabre

pg. 42



Photograph



## PHYSICAL DESCRIPTION:

6 ft 1 in

Height

210 lbs.

Weight

Left

Shoots



## CAREER HIGHLIGHTS:

2, 12/19/01 @ PHX

Goals

4, 2/27/08 vs. NSH

Assists

4, 2/27/08 vs. NSH

Points

6, 3/2/07 vs. MON

PIM

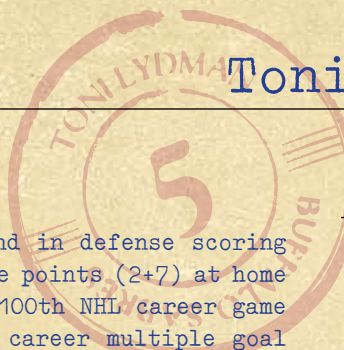
3 games, seven times. **Most recent:** 1/17/09 vs. CAR to 1/21/09 @ TB (0+2)

Longest Point Streak

## NHL CAREER (continued):

-- game tying goal -- @ Tampa (10/13)... **2006 Playoffs:** Five points (1+4) in 18 games...Scored first career playoff goal @ Carolina (5/28)...**2003-04:** Played in his fourth season with the Flames posting 20 points (4+16) in 67 games...finished second on the team in defense scoring...posted 10 points (2+8) at home and 10 points (2+8) on the road...posted 14 points on the PP (2+12)...Scored a PP goal and added a PP assist on Jan. 19 @ Anaheim...scored the OT winner and added an assist on Nov. 18 vs. Toronto...missed 15 games due to injury...**2004 Playoffs:** Made his NHL playoff debut recording one assist in six games...played in three games vs. Vancouver...played the final three games of the Stanley Cup Finals vs. Tampa Bay...assisted the opening goal on the PP for his first NHL playoff point/assist in his first Stanley Cup Final game in Game 5 @ Tampa Bay on June 3...averaged 14:30 of ice-time in the playoffs...missed 20 games due to injury. **2002-03:** Played in his third season with the Flames leading the team's defense with 26 points and led the team in ice-time averaging 25:46 minutes per-game... scored a PP goal on Mar. 16 @ Anaheim...scored a PP goal on Feb. 17 @ St. Louis...scored a PP goal on Oct. 17 vs. BOS...missed only one game during the season (illness)...**2001-02:** Finished sixth on the






### NHL CAREER (continued):

team in points (28), T-5th in assists (22) and 2nd in defense scoring (28)...posted 10 points (1+9) on the PP...notched nine points (2+7) at home and 19 points (4+15) on the road... Played in his 100th NHL career game on Dec. 31 vs. Edmonton...recorded his first NHL career multiple goal game with two goals on Dec. 19 @ Phoenix...posted his first MP game of the season on Nov. 25 at CLB with two assists...averaged 21:09 minutes of ice-time per-game...missed three games due to injury. **2000-01:** Played in his first NHL season appearing in 62 games with the Flames recording 19 points (3+16) and 30 PIMs...Recorded one MP game (his first of his career) on Apr. 2 at Dallas scoring a goal and adding an assist ...scored his first NHL career goal on Mar. 3 vs. STL to force overtime which the Flames won 3-2...posted a season high five shots on Nov. 16 vs. CHI... recorded his first NHL career point/assist in his fourth career game on Oct. 15 at NYI...played his first NHL career game on Oct. 5 vs. DET...averaged 20:36 minutes of ice-time per-game...missed 12 games due to injury.

### Lydman vs. NHL

Team	GP	G	A	TP	PIM
ANA	19	3	6	9	15
ATL	20	0	4	4	28
BOS	34	3	9	12	21
BUF	5	2	2	4	4
CBY	3	0	1	1	4
CAR	16	1	3	4	22
CHI	18	1	3	4	16
COL	22	0	8	8	10
CBJ	18	1	7	8	10
DAL	16	1	5	6	6
DET	18	0	2	2	6
EDM	20	0	3	3	12
FLA	21	0	6	6	21
LA	14	0	4	4	6
MIN	22	1	5	6	20
MON	34	0	9	9	24
NSH	17	2	6	8	8
NJ	19	0	4	4	4
NYI	20	1	5	6	18
NYR	20	1	5	6	12
OTT	31	1	4	5	32
PHI	20	1	4	5	18
PHX	17	2	2	4	10
PIT	19	0	6	6	14
SJ	16	1	4	5	4
STL	18	2	4	6	8
TB	19	2	6	8	10
TOR	36	3	7	10	34
VAN	21	0	6	6	6
WSH	20	0	9	9	18
<b>NHL TOTALS</b>	<b>593</b>	<b>29</b>	<b>149</b>	<b>178</b>	<b>421</b>



### CAREER STATS

Season	Team	League	Regular Season											Playoffs					
			GP	G	A	TP	+/-	PIM	PP	SH	GW	GT	S	S%	GP	G	A	TP	PIM
1996-97	Tappara	Finland	49	1	2	3	--	65	--	--	--	--	--	--	3	0	0	0	6
1997-98	Tappara	Finland	48	4	10	14	--	48	--	--	--	--	--	4	0	2	2	0	
1998-99	HIFK Helsinki	Finland	42	4	7	11	--	36	--	--	--	--	--	11	0	3	3	2	
1999-00	HIFK Helsinki	Finland	46	4	18	22	--	36	--	--	--	--	--	9	0	4	4	6	
2000-01	Calgary	NHL	62	3	16	19	-7	30	1	0	0	0	80	3.8	--	--	--	--	
2001-02	Calgary	NHL	79	6	22	28	-8	52	1	0	6	0	126	4.8	--	--	--	--	
2002-03	Calgary	NHL	81	6	20	26	-7	28	3	0	1	0	143	4.2	--	--	--	--	
2003-04	Calgary	NHL	67	4	16	20	6	30	2	0	1	0	93	4.3	6	0	1	1	0
2005-06	Buffalo	NHL	75	1	16	17	9	82	0	0	0	--	68	1.5	18	1	4	5	18
2006-07	Buffalo	NHL	67	2	17	19	10	55	0	0	1	0	44	4.5	16	2	2	4	14
2007-08	Buffalo	NHL	82	4	22	26	1	74	3	0	0	0	86	4.7	--	--	--	--	--
2008-09	Buffalo	NHL	80	3	20	23	0	70	0	0	0	0	99	3.0	--	--	--	--	--
<b>NHL Totals</b>			<b>593</b>	<b>29</b>	<b>149</b>	<b>178</b>	<b>4</b>	<b>421</b>	<b>10</b>	<b>0</b>	<b>2</b>	<b>0</b>	<b>739</b>	<b>3.9</b>	<b>40</b>	<b>3</b>	<b>7</b>	<b>10</b>	<b>32</b>
<b>Buffalo Totals</b>			<b>304</b>	<b>10</b>	<b>75</b>	<b>85</b>	<b>20</b>	<b>281</b>	<b>3</b>	<b>0</b>	<b>1</b>	<b>0</b>	<b>297</b>	<b>3.4</b>	<b>34</b>	<b>3</b>	<b>6</b>	<b>9</b>	<b>32</b>





NO. 41

# Clarke MacArthur

Name

Left Wing 2003

Position Acquired

April 6, 1985

Born

Lloydminster, Alberta CANADA

Origin

Signature

## CAREER TRANSACTIONS:

Buffalo's third-round choice (74th overall) in 2003 NHL Entry Draft.

## 2008-2009 REGULAR SEASON:

Games missed due to injury: three - upper body (4/8 - present)...Did not play in eight additional games as a healthy scratch...Multi-point games: two...Played in 100th career NHL game vs. CAR (1/17)...Set new career highs with 71 games played, 17 goals, 14 assists and 31 points...Tied career high with two assists on 12/20 @ MTI and 1/27 @ EDM, also tied career high with three points on 12/20...Recorded four points (2+2) during season-high four game point streak beginning 10/25 @ COL and ending 11/1 vs. WSH.

## NHL CAREER:

**2007-08:** Games missed due to injury: One (flu)... Played in a career high 37 games...Recorded a career high 15 points (8+7)...Scored the GW OT goal in his first game of the season vs. Boston (11/7/07)...Set career highs goals (8), assists (7), points (15) and penalty minutes (20)... Scored two goals in his only multi-point game of the year vs. Montreal (11/23/07)...Established a career high three-game scoring streak (2+1) starting @ Atlanta (1/6/08) and ending @ Ottawa (1/10/08)... Leading AHL in scoring at time of first recall on November 7 with 18 pts (8+10) in 14 games...

**2006-07:** Led Amerks with 63 points (21+42) in 51 games...Had two 9 game point streaks: 12/5-12/30 (5+13) and 1/16-2/10 (3+12)... Participated in 2007 AHL All-Star Game...Recorded 7 points (3+4)



Photograph



## PHYSICAL DESCRIPTION:

6 ft 0 in

Height

191 lbs.

Weight

Left

Shoots

## CAREER HIGHLIGHTS:

2, 11/16/07 vs. MON

Goals

2, three times. Most recent: 1/27/09 @ EDM

Assists

3, twice. Most recent: 12/20/08 @ MON (1+2)

Points

12, 3/25/09 vs. FLA

PIM

4 games; 10/25/08 @ COL to 11/1/08 vs. TB OTT (2+2=4)

Longest Point Streak

## NHL CAREER (continued):

in 19 games for Buffalo during three recalls...Made his NHL debut on Dec. 19 vs. Montreal...Had his first career multi-point game at Toronto on Feb. 27...Scored his first NHL goal vs. Ottawa on Feb. 22... **2005-06:** Appeared in 69 games for the Rochester Americans (AHL)...Finished second on the team in points and goals...Also tied for the team lead with four GWG...Recorded his first four-point game (0+4) on 3/31 against Syracuse...Scored his first professional goal on 10/28 at Toronto... He had his first three-point game (0+3) as a pro on 10/15... **2004-05:** Finished second in scoring for the Medicine Hat Tigers (WHL) with 74 points (30+44) in 58 games...He led the team in postseason scoring with 11 points (3+8) in 13 games...He won a gold medal with Team Canada at the World Junior Hockey Championships... Played for "Team WHL" in the CHL's Canada-Russia Challenge in December 2004...Named the WHL Player of the Week (10/4 to 10/11). **2003-04:** He was named to the Memorial Cup All-Star Team... Was a member of the WHL Championship Team. Played for "Team WHL" in the CHL's Canada-Russia Challenge... Won a silver medal with Team Canada at the 2002 World Under-17 Challenge in Stonewall, MB.



NO. 41

Clarke MacArthur



MacArthur vs. NHL

Team	GP	G	A	TP	PIM
ANA	1	0	0	0	0
ATL	7	2	1	3	6
BOS	9	2	0	2	4
CBY	1	0	0	0	4
CAR	3	0	1	1	0
CHI	1	0	0	0	0
COL	2	0	1	1	2
CBJ	1	0	0	0	0
DAL	2	1	0	1	2
DET	2	0	0	0	0
EDM	1	0	2	2	0
FLA	6	1	0	1	12
LA	1	1	0	1	0
MIN	2	0	0	0	2
MON	12	4	3	7	4
NSH	2	0	0	0	2
NJ	8	1	2	3	6
NYI	4	2	0	2	2
NYR	7	1	2	3	8
OTT	11	4	1	5	10
PHI	4	1	2	3	0
PHX	2	0	0	0	2
PIT	7	1	0	3	2
SJ	1	0	0	0	0
STL	2	0	1	1	2
TB	7	2	1	3	4
TOR	13	1	5	6	2
VAN	1	1	0	1	0
WSH	7	3	1	4	4
<b>NHL TOTALS</b>	<b>127</b>	<b>28</b>	<b>25</b>	<b>53</b>	<b>80</b>

CAREER STATS

Season	Team	League	Regular Season													Playoffs				
			GP	G	A	TP	+/-	PIM	PP	SH	GW	GT	S	S%	GP	G	A	TP	PIM	
2002-03	Medicine Hat	WHL	70	23	52	75	-27	104	--	--	--	--	--	--	11	3	6	9	8	
2003-04	Medicine Hat	WHL	62	35	40	75	14	93	--	--	--	--	--	--	20	8	10	18	16	
2004-05	Medicine Hat	WHL	58	30	44	74	27	100	--	--	--	--	--	13	3	8	11	18		
	Rochester	AHL	0	0	0	0	0	0	0	0	0	0	0	3	0	1	1	0		
2005-06	Rochester	AHL	69	21	32	53	-1	71	8	1	4	--	128	16.4	--	--	--	--		
2006-07	Rochester	AHL	51	21	42	63	8	57	10	1	3	--	118	17.7	6	2	4	6	4	
	Buffalo	NHL	19	3	4	7	4	4	0	0	0	0	16	18.8	--	--	--	--	--	
2007-08	Buffalo	NHL	37	8	7	15	3	20	0	0	1	0	16	18.8	--	--	--	--	--	
	Rochester	AHL	43	14	28	42	-18	26	9	1	0	0	--	--	--	--	--	--		
2008-09	Buffalo	NHL	71	17	14	31	-4	56	5	0	0	--	108	15.7	--	--	--	--	--	
NHL Totals			127	28	25	53	3	80	5	0	1	0	175	16.0	--	--	--	--	--	
Buffalo Totals			127	28	25	53	3	80	5	0	1	0	175	16.0	--	--	--	--	--	



NO. 22

# Adam Mair

Name

Right Wing 2003

Position Acquired

February 15, 1979

Born

Hamilton, Ontario CANADA

Origin

Signature

## CAREER TRANSACTIONS:

Acquired from Los Angeles along with a fifth-round draft choice (Thomas Morrow) in the 2003 Entry Draft in exchange for Erik Rasmussen, July 24, 2002; Traded to Los Angeles by Toronto along with Toronto's second-round choice (Mike Cammalleri) in 2001 Entry Draft for Aki Berg, March 13, 2001; Originally selected by Toronto in the fourth-round (84th overall) of the 1997 Entry Draft.

## 2008-2009 REGULAR SEASON:

Games missed due to injury: seven; five - knee (3/17-3/28), two - leg (1/28-1/31) ... Multi-point games: two ... Set career high with eight goals ... Scored GWG and had 15 PIMs @ NYI (10/13).

## NHL CAREER:

**2007-08:** Games missed due to injury: 10 (ankle) ... Recorded a career high three points (1+2) on March 14 vs. Carolina (3/14) in his only multi-point game of the year... Tied a career high with a three-game point streak (2+1) which started vs. Atlanta (10/11) and ended vs. Toronto (10/15)...  
**2006-07:** Played in all 82 games for the first time in his career... Matched his career-high with two assists vs. FLA (11/10)... Had 29 PIMs @ WSH (12/2)... 46 of his 126 PIMs came in two games... First 41 games of the season: 4 points (1+3) in 41 games... Multi-point games: 1... Preseason: 3 points (2+1) in 5 games... **2007 Playoffs:** Had career-high five points (1+4) in 16 games... Had three points (1+2) in five games vs. NYI... Had two assists in six games vs. NYR... **2005-06:** Recorded seven points (2+5) in 40 games... Missed 33 games with post-concussion symptoms suffered af-

pg. 46



Photograph



## PHYSICAL DESCRIPTION:

6 ft 1 in

Height

208 lbs.

Weight

Right

Shoots

## CAREER HIGHLIGHTS:

1, 31 times. **Most recent:** 3/28/09 @ MON

Goals

3, four times. **Most recent:** 3/14/08 vs. CAR

Assists

3, five times. **Most recent:** 3/14/08 vs. CAR

Points

47, 12/20/01 at OTT

PIM

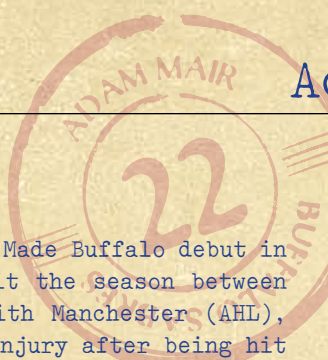
3 games, two times. **Most recent:** 10/11/07 vs. ATL to 10/15/07 vs. TOR (2+1)

Longest Point Streak

## NHL CAREER (continued):

ter collision with Tyson Nash of Phoenix (1/12)... Scored first goal of the season vs. Montreal (11/4)... Missed first five games of season with groin injury suffered during training camp... Activated from IR (10/15)... **2006 Playoffs:** Pointless in four games... **2003-04:** Netted career-high tying six goals to go with career-best 14 assists... Assisted on game-winning goal vs. Pittsburgh (3/26)... Appeared in 200th NHL game vs. Boston (3/11)... Recorded fourth goal of season with marker @ Washington (3/10)... Netted third goal of season with first-period tally @ Ottawa (2/28)... Assisted on Daniel Briere's GWG @ Washington (12/27)... Scored goal vs. New Jersey (12/19)... Scored his first goal of season in victory @ Anaheim (10/24)... Took three shots in game... Won 6-of-8 faceoffs and had seven penalty minutes vs. N.Y. Islanders (10/11). **2002-2003:** Returned to Sabres' lineup vs. Montreal (3/28) after missing three games with bruised foot... Had career-long, three-game point streak (2+1) from vs. St. Louis (2/11) to vs. N.Y. Rangers (2/15)... Scored goal in 5-4 win vs. N.Y. Rangers (2/15)... Scored goal vs. St. Louis (2/11)... Scored goal @ Montreal (12/21)... Scored first career GWG in 4-3 victory vs. Washington (12/07)... Set career high with two assists vs. Columbus (11/22)... Scored first point as



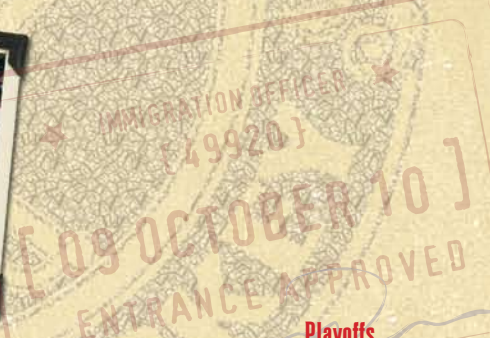


### NHL CAREER (continued):

Sabre with first career SHG @ Pittsburgh (10/26)...Made Buffalo debut in 5-1 win vs. N.Y. Islanders (10/10). **2001-02**: Split the season between Los Angeles and Manchester (AHL)...Began season with Manchester (AHL), appearing in 11 games (4+4)...Sustained right eye injury after being hit by puck during second week of season...Surgery required four plates and 16 screws to be inserted around right orbital bone...Recalled 12/10...Played eight games for Los Angeles from 12/16 to 1/26, scoring first goal as King vs. N.Y. Islanders (1/19)...Reassigned to the Monarchs 1/31 and was recalled on two other occasions, 2/04 and 3/05...Played in 10 of Kings' final 19 regular-season games (one assist)...Reassigned to Manchester (4/10)...Assessed career-high 47 PIMs @ Ottawa (12/20) for leaving the player's bench to join altercation...Incident led to 10-game NHL suspension...Missed 13 games due to coach's decision...**2000-01**: Began season with St. John's (AHL) and was recalled to Toronto 12/05 for 16 games...Acquired by the Kings (3/13) and was assigned to Lowell (AHL)...Made Kings' debut (3/17) vs. San Jose. **1999-00**: Recalled by Toronto from St. John's 11/29 and scored first NHL regular-season goal vs. Washington (11/29)...Reassigned to St. John's 12/28. **1998-99**: Completed fourth season with Owen Sound...Named captain for Team Canada at the 1999 World Junior Tournament and helped team to a silver medal...Recalled by Toronto (5/03) for the NHL playoffs and played five games, scoring first NHL goal in Game Three of the second round vs. Pittsburgh. **1997-98**: Set junior career highs for goals (25), points (52) and penalty minutes (179).

### Mair vs. NHL

Team	GP	G	A	TP	PIM
ANA	9	1	0	1	2
ATL	22	1	3	4	54
BOS	34	0	5	5	33
BUF	4	0	0	0	2
CBY	5	0	1	1	21
CAR	22	4	3	7	14
CHI	7	0	1	1	4
COL	6	0	1	1	7
CBJ	7	0	2	2	8
DAL	6	0	0	0	4
DET	7	0	3	3	2
EDM	5	0	0	0	4
FLA	21	0	4	4	11
LA	5	1	2	3	8
MIN	7	1	1	2	2
MON	36	4	4	8	48
NSH	8	0	2	2	13
NJ	23	1	4	5	27
NYI	25	2	1	3	41
NYR	21	1	1	2	25
OTT	35	3	1	4	123
PHI	23	1	2	3	26
PHX	8	0	0	0	19
PIT	28	2	6	8	34
SJ	10	1	3	4	0
STL	6	2	1	3	22
TB	24	0	4	4	45
TOR	34	1	5	6	42
VAN	9	0	0	0	16
WSH	24	5	5	10	54
<b>NHL TOTALS</b>	<b>481</b>	<b>31</b>	<b>65</b>	<b>96</b>	<b>711</b>



### CAREER STATS

Season	Team	League	Regular Season												Playoffs				
			GP	G	A	TP	+/-	PIM	PP	SH	GW	GT	S	S%	GP	G	A	TP	PIM
1994-95	Ohsweken	OJHL-B	39	21	23	44	--	91	--	--	--	--	--	--	--	--	--	--	--
1995-96	Owen Sound	OHL	62	12	15	27	--	63	--	--	--	--	--	--	6	0	0	0	2
1996-97	Owen Sound	OHL	65	16	35	51	--	113	--	--	--	--	--	4	1	0	1	2	
1997-98	Owen Sound	OHL	56	25	27	52	--	179	--	--	--	--	--	11	6	3	9	31	
1998-99	Owen Sound	OHL	43	23	41	64	--	109	--	--	--	--	--	16	10	10	20	47	
	St. John's	AHL	--	--	--	--	--	--	--	--	--	--	--	3	1	0	1	6	
	Toronto	NHL	--	--	--	--	--	--	--	--	--	--	--	5	1	0	1	14	
1999-00	Toronto	NHL	8	1	0	1	-1	6	0	0	0	0	7	14.3	5	0	0	0	8
	St. John's	AHL	66	22	27	49	--	124	--	--	--	--	--	--	--	--	--	--	--
2000-01	Toronto	NHL	16	0	2	2	3	14	0	0	0	0	17	0.0	--	--	--	--	--
	St. John's	AHL	47	18	27	45	--	69	--	--	--	--	--	--	--	--	--	--	--
	Los Angeles	NHL	10	0	0	0	-3	6	0	0	0	0	5	0.0	--	--	--	--	--
2001-02	Manchester	AHL	27	10	9	19	--	48	--	--	--	--	--	5	5	1	6	10	
	Los Angeles	NHL	18	1	1	2	1	57	0	0	0	0	10	10.0	--	--	--	--	--
2002-03	Buffalo	NHL	79	6	11	17	-4	146	0	1	1	0	83	7.2	--	--	--	--	--
2003-04	Buffalo	NHL	81	6	14	20	-3	146	1	0	1	0	82	7.3	--	--	--	--	--
2005-06	Buffalo	NHL	40	2	5	7	-2	47	0	0	0	--	40	5.0	3	0	0	0	0
2006-07	Buffalo	NHL	82	2	9	11	-1	128	0	0	0	0	73	2.7	16	1	4	5	10
2007-08	Buffalo	NHL	72	5	12	17	-2	66	0	0	2	0	62	8.1	--	--	--	--	--
2008-09	Buffalo	NHL	75	8	11	19	4	95	0	0	1	--	75	10.7	--	--	--	--	--
	<b>NHL Totals</b>		<b>481</b>	<b>31</b>	<b>65</b>	<b>96</b>	<b>-8</b>	<b>711</b>	<b>1</b>	<b>1</b>	<b>5</b>	<b>0</b>	<b>454</b>	<b>6.8</b>	<b>29</b>	<b>2</b>	<b>4</b>	<b>6</b>	<b>32</b>
	<b>Buffalo Totals</b>		<b>429</b>	<b>29</b>	<b>62</b>	<b>91</b>	<b>-8</b>	<b>628</b>	<b>1</b>	<b>1</b>	<b>5</b>	<b>0</b>	<b>415</b>	<b>6.9</b>	<b>19</b>	<b>1</b>	<b>4</b>	<b>5</b>	<b>10</b>



NO. 30

# Ryan Miller

Name

Goaltender 1999

Position Acquired

July 17, 1980

Born

East Lansing, Michigan USA

Origin

Signature

## CAREER TRANSACTIONS:

Buffalo's fifth-round draft choice (138th overall) in the 1999 NHL Entry Draft.


## 2008-2009 REGULAR SEASON:

Games missed due to injury: 13 - ankle (2/24-3/27) ...Named NHL Third Star of the Month for January after posting a 9-3-0 record with a 2.30 GAA, .932 save percentage and one shutout...Won 30 games for the fourth-straight season...Set new career high with 2.53 GAA, .918 save percentage and five shutouts... Finished season third in franchise history with 146 career victories, behind only Dominik Hasek (234) and Don Edwards (156)...Is also fifth in franchise history with 12 career shutouts...8-2 record with 31 saves on 40 attempts (77.5) in shootouts...Posted a 157:13 shutout streak with consecutive shutouts @ PHX (1/31) and vs. TOR (2/4).

## NHL CAREER:

**2007-2008:** Set a franchise record and career high with 76 games played and 4474 minutes played...He tied with Miikka Kiprusoff for third in the league in games played and was third overall in minutes played...His 36 victories was sixth best in the NHL...Finished third in the league with 1907 saves on the season, a career high...Won a season-high six games in a row starting vs. NY Islanders (12/12) and ending @ Philadelphia (12/22)...Allowed only 15 goals during win streak and made a season-high 42 saves against NY Islanders (12/19)...Earned his first shutout and first victory of the year with a 20-save performance vs. Atlanta (10/11)...His 35-save shutout of vs. Toronto (2/13) set a career high for shutouts in a season (3) and was a career high for saves made in a shutout...**2006-07:** Set a new Sabres record with 40 wins, while playing in a career-high 63 games...Voted in as Eastern Conference starter for All-Star Game...Played in a career-high 13 straight games from Feb. 10-Mar. 13...Made 29 saves to earn third career shutout in 3-0 win @ NYI (10/26)... Missed 5 games with muscle strain...First 41 games of the season -- 21-7-2 with 2.67 GAA in 31 games...Preseason: 2-1, with 2.59 GAA and .881 save percentage... **2007 Playoffs:** Posted a 9-7 record with 2.22 GAA and .922 save percentage while starting all 16 games...Now ranks second on franchise's all-time

pg. 48



Photograph



## PHYSICAL DESCRIPTION:

6 ft 3 in

Height

170 lbs.

Weight

Left

Catches

## CAREER HIGHLIGHTS:

48, twice. **Most recent:** @ DET (1/10/09)

**Most Shots Faced**

45, twice. **Most recent:** @ DET (1/10/09)

**Most Saves**

40 vs. LA (12/19/08)

**Most Saves in SO**

157:13 (1/28/09 to 2/6/09)

**Longest Shutout Sequence**

7, vs. DET (12/10/03)

**Most Goals Allowed**

8 games, 8-0, 10/4/06 @ CAR to 10/26/06 @ NYI

**Longest Undefeated Streak**

## NHL CAREER (continued):

list in playoff wins (20), goalie games (34), and goalie minutes (2,152)...Posted a 4-1 record in five games vs. NYI...Finished series with 2.21 GAA and .918 save percentage...Went 4-2 vs. NYR... Made a playoff career-high 44 saves in Game 3 vs. NYR (4/29)...**2005-06:** Registered a 30-14-3 record in 48 games... Finished with a 2.60 GAA... Missed 18 games (11/2 to 12/8) with a fractured thumb... Named NHL Defensive Player of the Week twice (12/25 and 2/5)... Earned second career shutout, making 31 saves in 6-0 win vs. TOR (4/16)...Stopped a career-high 45 shots in 4-2 loss @ Ottawa (/18)...Made 27 saves and picked up an assist in 3-1 win vs. Toronto (3/16)...Returned to action @ Philadelphia (12/19), making 33 saves in a 2-1 shootout win...Activated from IR (12/9), and sent to Rochester on conditioning assignment...**2006 Playoffs:** Finished with a record of 11-7, 2.56 GAA and .908 save % in 18 games...Stopped 25 shots in 2-1 OT win vs. Carolina (5/30)...Made 29 saves including 16 in 3rd period @ Carolina (5/20)...Stopped 34 shots in series-clinching win @ Ottawa (5/13)...Made 43 saves in a 2-1 win @ Ottawa (5/8)...Stopped 21 shots in series clinching 7-1 win @ Philadelphia (5/2)...Earned first career playoff shutout by making 24 saves in 3-0 win vs. Philadelphia (4/30)...**2004-05:** Was awarded the Aldege "Baz" Bastien Award as the AHL's top goaltender...Was named an AHL First Team All-Star...Set the Amerks' all-time single season shutout mark with eight...Appeared in 63 regular season games, compiling a record of 41-17-4 and a 2.45 goals-against average... Miller led the AHL in victories (41) and saves (1,814), while ranking second in shutouts (8) and minutes played (3,738)...Became the AHL's first 40-game winner in four decades, since Gerry Cheevers in





## NHL CAREER (continued):

1964-65. Claimed Top Goaltender honors in the All-Star Skills Competition for the second consecutive year and earned the win in net for PlanetUSA at the 2005 All-Star Classic in Manchester, N.H. ... **2003-04:** Appeared in three games with Sabres, starting season opener @ Philadelphia (10/09) and home opener vs. N.Y. Islanders (10/11)... With Rochester: Recorded career-high five shutouts in regular season with Amerks... **2004 Playoffs:** Picked up shut-out vs. Hamilton (5/05)... Made 33 saves in game seven overtime win over Syracuse (5/01)... Kicked out 30 shots for a shutout @ Syracuse (4/17)... **2002-03:** Appeared in four games for Team USA at 2003 World Championships... Made 64 saves and posted 2.49 GAA... Recorded wins over Slovenia and Belarus... Named to Young Stars Game @ NHL All-Star Game in Florida (2/1)... Recorded first NHL shutout with 22 saves in 1-0 win @ Minnesota (1/14) ... Made 17 saves to win first career NHL game in 5-4 victory vs. Columbus (11/22)... Started first NHL game @ New Jersey (11/19), making 21 saves in OT loss... Recalled from Rochester (11/18)... With Rochester: Named Amerks' Rookie of the Year... Ended rookie season with 23-18-5 record and 2.34 GAA... Finished fifth in the AHL in GAA... Recorded first professional playoff win (4/12)... Had nine-game unbeaten streak from 11/29 to 12/22 (8-0-1) after six-game win streak from 11/29 to 12/13. **2001-02:** Led all goaltenders with .949 save percentage and was second with 1.76 GAA at 2002 World Championships... Finished collegiate career 73-18-12 with NCAA-record 26 shutouts... Went 26-9-5 with eight shutouts, 1.77 GAA and .936 save percentage in junior season... Hobey Baker Memorial Award finalist... Named CCHA Best Goaltender for third-straight season and won league's Most Valuable Player for second year in a row... MSU's Most Valuable Player for second consecutive season... Ranked first nationally in victories and shutouts, third in save percentage and fourth in GAA and minutes played at end of junior season... Ended Michigan State career ranked fourth in wins (73), fifth in games played (106) and first in GAA (1.54), save percentage (.941) and shutouts (26). **2000-01:** Won the 2001 Hobey Baker Award, given to college hockey's top player... Became the second goaltender to receive the Hobey (Minnesota's Robb Stauber in 1988 was first)... USA Hockey College Player of the Year... Tabbed College Hockey Player of the Year by The Hockey News... Honored as Spartan hockey's Most Valuable Player and won the George Alderton Award for MSU male athlete of the year... Led the nation in save percentage, GAA, wins, winning percentage and shutouts... Became the NCAA's career shutout leader when he backstopped the Spartans to a 3-0 win over Alaska Fairbanks (2/10)... His 10 shutouts in 2000-01 were second-best single-season effort in NCAA history... Set NCAA single-season record with .950 save percentage while 1.31 GAA was third-best in NCAA history. **1999-2000:** Second-team All-CCHA and CCHA All-Rookie Team selection... Posted eight shutouts - the most in a season by a goaltender in CCHA or WCHA history.

## Miller vs. NHL

Team	GP	GA	SO	W	L	O	GAA
ANA	1	4	0	0	1	0	4.00
ATL	13	33	1	6	2	4	2.55
BOS	23	62	0	14	5	4	2.67
CGY	2	7	0	1	1	0	3.36
CAR	13	33	0	8	3	2	2.63
CHI	2	2	0	2	0	0	1.00
COL	2	4	0	0	1	1	1.94
CBJ	4	9	0	1	2	0	2.78
DAL	2	5	0	2	0	0	2.40
DET	6	23	0	1	5	0	3.84
EDM	3	4	0	3	0	0	1.33
FLA	10	21	1	6	4	0	2.13
LA	4	9	1	2	1	0	2.45
MIN	3	7	1	2	1	0	2.49
MTL	22	58	0	13	5	4	2.57
NSH	3	9	0	1	2	0	3.18
NJ	15	39	1	4	8	3	2.61
NYI	14	42	1	8	6	0	3.00
NYR	13	29	0	8	3	2	2.38
OTT	21	61	0	8	11	1	3.06
PHI	12	33	0	7	3	1	2.79
PHX	1	0	1	1	0	0	0.00
PIT	12	35	4	5	3	0	2.91
SJ	3	8	0	2	0	1	2.54
STL	2	7	0	1	1	0	3.53
TB	16	45	0	13	3	0	2.79
TOR	24	54	3	17	7	0	2.33
VAN	3	8	0	2	1	0	2.61
WSH	13	32	2	9	3	0	2.64
<b>TOTALS</b>	<b>264</b>	<b>689</b>	<b>12</b>	<b>146</b>	<b>86</b>	<b>26</b>	<b>2.65</b>



## CAREER STATS

Season	Team	League	Regular Season						Playoffs					
			GP	MIN	GA	SO	AVG.	W-L-T	GP	MIN	GA	SO	AVG.	W-L
1997-98	Sault Ste. Marie	NAJHL	31	1804	72	1	2.39	17-13-0	6	311	10	1	1.93	2-4
1998-99	Sault Ste. Marie	NAJHL	47	2711	104	8	2.30	31-14-1	4	218	10	1	2.75	2-2
1999-00	Michigan State	CCHA	26	1525	39	8	1.53	16-5-3	--	--	--	--	--	--
2000-01	Michigan State	CCHA	40	2447	54	10	1.32	31-5-4	--	--	--	--	--	--
2001-02	Michigan State	CCHA	40	2411	71	8	1.77	26-9-5	--	--	--	--	--	--
2002-03	Rochester	AHL	47	2817	110	2	2.34	23-18-5	3	190	13	0	4.11	1-2
	Buffalo	NHL	15	912	40	1	2.63	6-8-1	--	--	--	--	--	--
2003-04	Rochester	AHL	60	3579	132	5	2.21	27-25-7	14	857	26	2	1.82	7-7
	Buffalo	NHL	3	177	15	0	5.06	0-3-0	--	--	--	--	--	--
2004-05	Rochester	AHL	63	3740	153	8	2.45	41-17-4	9	547	24	0	2.63	5-4
2005-06	Buffalo	NHL	48	2863	124	1	2.60	30-14-3	18	1123	48	1	2.56	11-7
	Rochester	AHL	2	119	5	0	2.50	1-1-0	--	--	--	--	--	--
2006-07	Buffalo	NHL	63	3693	168	2	2.73	40-16-6	16	1029	38	0	2.22	9-7
2007-08	Buffalo	NHL	76	4474	197	3	2.64	36-27-10	--	--	--	--	--	--
2008-09	Buffalo	NHL	59	3443	145	5	2.53	34-18-6	--	--	--	--	--	--
	NHL Totals		264	15561	689	12	2.66	146-86-26	34	2152	86	1	2.40	20-14
	Buffalo Totals		264	15561	689	12	2.66	146-86-26	34	2152	86	1	2.40	20-14



NO. 4

# Steve Montador

Name

---

Defense 2009

---

Position Acquired

---

December 21, 1979

---

Born

---


Vancouver, British Columbia CANADA

---

Origin

---

Signature



## CAREER TRANSACTIONS:

Signed as an unrestricted free agent on July 1, 2009; Traded to Boston by Anaheim for Petteri Nokelainen, March 4, 2009; Signed as free agent by Anaheim, July 11, 2008; Traded to Florida by Calgary with Dustin Johner for Kristian Huselius, December 2, 2005; Signed as an undrafted free agent by Calgary, April 10, 2000.


## 2008-2009 REGULAR SEASON:

Set a career season-high in assists with 4+17=21 combined totals with Anaheim and Boston...Had 4+16=20 totals in 65 Anaheim games at the time of his Mar. 4 trade to Boston... Added one assist in 13 Bruins games...Had three multiple point games...Played three games at forward... **2009 Playoffs:** Scored a goal May 12 in game six of Eastern Conference Semifinals, his second career playoff goal and first since May 9, 2004 (at San Jose while with Calgary)... Recorded his first point of playoffs with an assist on Apr. 18 vs. Montreal.

## NHL CAREER:

**2007-08:** Appeared in his seventh NHL season, his third with Florida...set career highs in goals (8), assists (15), points (23), PPG (2), shots (96) and games (73)...ranked second among Florida defensemen in goals, points, PPG and games played, and tied for second in assists...finished third overall on the Panthers in PIM (73)...had a pair of career-high three-point games, including Feb. 5 @ TOR (1-2=3) and Dec. 5 vs. OTT (1-2=3)...picked up the "Gordie Howe Hat Trick" with a goal, assist and fighting major, Feb. 21 vs. BOS...earned an assist while tying his career high with five shots in a 3-2 win, Jan. 10 @

pg. 50



Photograph



## PHYSICAL DESCRIPTION:

6 ft 0 in

Height

210 lbs.

Weight

Right

Shoots

## CAREER HIGHLIGHTS:

1, (18 times) **Most recent:** 1/14/09 vs. DET

Goals

2, (4 times) **Most recent:** 2/11/09 vs. CGY

Assists

3, (2 times) **Most recent:** 2/5/08 @ TOR (1+2)

Points

19, 2/27/06 vs. PHI

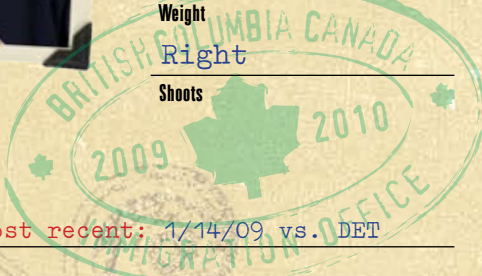
PIM

2 games, (8 times) **Most recent:** 2/11/09 vs. CGY to 2/15/09 vs. ATL (0+3)

Longest Point Streak

## NHL CAREER (continued):

ATL...logged a season-high 21:07 TOI, Dec. 30 vs. PHI ... **2006-07:** Played in his fifth NHL season, his second with Florida...led the Panthers with a career-high 119 PIM and ranked fourth among team defensemen with 72 games played...averaged 13:08 TOI and 17.3 shifts per game...appeared in his 200th career NHL game in a 2-1 victory, Mar. 1 vs. DAL...recorded a season-best +3 rating in a 6-5 win, Feb. 27 @ WSH...had a season-high 21:57 TOI, Feb. 3 vs. LA...picked up a career-high 19 PIM, Dec. 27 vs. PHI...scored his sixth career NHL goal to tie the game and send it to OT, Nov. 10 @ BUF... **2005-06:** Completed his fourth NHL season, his first with Florida...scored his first goal as a Panther in a 6-5 victory, Mar. 20 vs. TB...played in his 100th career NHL game, Dec. 17 @ ATL...recorded an assist in his Panthers debut, Dec. 7 @ DAL...was acquired by Florida with Dustin Johner from Calgary in exchange for Kristian Huselius, Dec. 2... **2004-05:** Played in 15 games with HC Mulhouse in France, posting 1-7=8 points and 69 PIM... **2003-04:** Appeared in his third NHL season with Calgary...in his NHL playoff debut, was part of a Flames team that reached Game 7 of the SCF against TB...played in all seven SCF games vs. TB ...had an assist in a 3-2 victory in Game 5 of the SCF, June 3 @ TB...recorded a two-game point







NHL CAREER (continued):

streak in Games 1 (goal) and 2 (assist) of the WCF on May 9 & 11 @ SJ, respectively...scored the OT-winner (first career playoff goal), went +2 and had a team-high five shots in Game 1 of the WCF...averaged 17:43 TOI during the playoffs...spent the entire regular season with Calgary...scored the GWG in a 4-1 victory, Mar. 16 @ DET...2002-03: Appeared in his second NHL season, playing 50 games with Calgary...finished fourth on the Flames in PIM (114)...his 1-1=2 points came in a four-game stretch between Mar. 29-Apr. 3: Mar. 29 vs. CBJ (goal) & Apr. 3 vs. LA (assist)...scored 1-7=8 points with 20 PIM in 11 games with Saint John (AHL) before being recalled on Nov. 13...had a season-high three-game point streak with Saint John from Nov. 8-12, including three assists on Nov. 12 @ Albany...2001-02: Appeared in 11 games with Calgary in his first NHL season...scored his first career NHL goal and registered a team-high 17 PIM, Jan. 8 @ NYI...collected his first career NHL point (assist) in his NHL debut, Nov. 23 @ BUF...set AHL career highs in goals (9), assists (16), points (25), PIM (107) and games (67) with Saint John...scored two goals in the span of seven seconds, Nov. 10 vs. Bridgeport...2000-01: Spent his first professional season with the 2001 Calder Cup champion Saint John Flames...recorded 0-8=8 points in 19 games during the AHL Flames' playoff run...scored his first professional goal, Oct. 29 @ Hamilton.

Montador vs. NHL

Team	GP	G	A	TP	PIM
ANA	6	0	0	0	4
ATL	22	0	5	5	21
BOS	11	2	2	4	7
BUF	15	1	3	4	22
CBY	6	0	2	2	7
CBR	26	1	3	4	25
CHI	10	0	1	1	13
COL	10	0	1	1	25
CBJ	14	1	2	3	12
DAL	6	0	2	2	14
DET	11	2	1	3	8
EDM	11	0	2	2	13
FLA	2	0	1	1	4
LA	11	0	2	2	19
MIN	16	1	1	2	50
MON	14	1	0	1	12
NSH	8	0	2	2	11
N	10	0	0	0	33
NYI	14	1	1	2	32
NYR	14	0	2	2	29
OTT	12	1	4	5	15
PHI	11	0	1	1	35
PHX	10	0	2	2	13
PIT	12	0	0	0	26
SJ	9	1	2	3	36
STL	10	1	1	2	37
TB	20	3	2	5	13
TOR	11	1	2	3	17
VAN	11	1	1	2	18
WSH	25	0	2	2	23
<b>NHL TOTALS</b>	<b>368</b>	<b>18</b>	<b>50</b>	<b>68</b>	<b>604</b>



CAREER STATS

Season	Team	League	Regular Season												Playoffs				
			GP	G	A	TP	+/-	PIM	PP	SH	GW	GT	S	S%	GP	G	A	TP	PIM
1998-99	Erie	OHL	61	9	33	42	--	114	--	--	--	--	--	--	5	0	2	2	4
1999-00	Peterborough	NHL	64	14	42	56	--	97	--	--	--	--	--	5	0	2	2	4	
	Saint John	AHL	--	--	--	--	--	--	--	--	--	--	--	2	0	0	0	0	
2000-01	Saint John	AHL	58	1	6	7	--	95	--	--	--	--	--	19	0	8	8	13	
2001-02	Calgary	NHL	11	1	2	3	-2	26	0	0	0	0	10	10.0	--	--	--	--	--
	Saint John	AHL	67	9	16	25	-11	107	0	0	2	--	--	--	--	--	--	--	--
2002-03	Calgary	NHL	50	1	1	2	-9	114	0	0	0	0	64	1.6	--	--	--	--	--
	Saint John	AHL	11	1	7	8	-4	20	0	0	0	0	56	1.8	--	--	--	--	--
2003-04	Calgary	NHL	26	1	2	3	-1	50	0	0	1	0	31	3.2	20	1	2	3	6
2004-05	Mulhouse	France	15	1	7	8	--	69	--	--	--	--	--	--	--	--	--	--	--
2005-06	Calgary	NHL	7	1	0	1	E	11	0	0	0	0	13	7.7	--	--	--	--	--
	Florida	NHL	51	1	5	6	4	68	0	0	0	0	42	2.4	--	--	--	--	--
2006-07	Florida	NHL	72	1	8	9	1	119	0	0	0	0	88	1.1	--	--	--	--	--
2007-08	Florida	NHL	73	8	15	23	1	73	2	0	0	0	96	8.3	--	--	--	--	--
2008-09	Anaheim	NHL	65	4	16	20	14	125	0	0	0	0	100	4.0	--	--	--	--	--
	Boston	NHL	13	0	1	1	3	18	0	0	0	0	17	0.0	11	1	2	3	18
<b>NHL Totals</b>			<b>368</b>	<b>18</b>	<b>50</b>	<b>68</b>	<b>11</b>	<b>604</b>	<b>2</b>	<b>0</b>	<b>1</b>	<b>0</b>	<b>461</b>	<b>3.9</b>	<b>31</b>	<b>2</b>	<b>4</b>	<b>6</b>	<b>24</b>



NO. 38

# Nathan Paetsch

Name

Defense 2003

Position Acquired

March 30, 1983

Born

LeRoy, Saskatchewan CANADA

Origin

Signature

## CAREER TRANSACTIONS:

Buffalo's seventh-round choice (202nd overall) in the 2003 NHL Entry Draft; Re-entered the Draft after being selected by Washington in the second round (58th overall) of the 2001 Entry Draft.

## 2008-2009 REGULAR SEASON:

Did not play in 59 games as a healthy scratch ...One multi-point game (1+1) @ EDM (1/27) ... Finished with a plus rating (+3) for the third-straight season.

## NHL CAREER:

**2007-08:** Games missed due to injury: Five (One; Flu, Four; Concussion)...Did not play in an additional 18 games as a healthy scratch ...Tied his career high two-points in a game on October 27 vs. Tampa Bay...Appeared in his 100th career NHL game on December 28... **2006-07:** Nine (0+9) of his 24 points were scored on the power play... Scored first NHL goal @ TOR on Mar. 3... Had a career-high four-game point streak (0+4) from Jan. 26-Feb. 1... First 41 games of the season: 7 points (0+7) in 25 games... Multi-point games: 3... **2005-06:** Appeared in one game for Buffalo... Made NHL debut, collecting an assist in Buffalo's 3-2 loss to New Jersey (1/7)... Scored 50 points (11+39) in 72 games with Rochester (AHL)... Was leading Rochester in scoring (5+26) at time of recall... Represented Rochester at the 2006 AHL All Star Game. **2006 Playoffs:** Pointless in one game (Game 7 ECF) @ Carolina (6/1)... **2004-05:** Only player to appear in all 80 games with the Rochester Americans (AHL), collecting 23 points (4+19)...Picked up one goal and added one assist @ Hamilton on 2/25...Scored one goal and added one assist @ Hamilton on 1/26... **2003-04:** Ap-

pg. 52



Photograph



## PHYSICAL DESCRIPTION:

6 ft 1 in

Height

198 lbs.

Weight

Left

Shoots

## CAREER HIGHLIGHTS:

1, six times. Most recent: 2/6/09 vs. MON

Goals

2, three times. Most recent: 3/15/07 @ FLA

Assists

2, five times. Most recent: 1/27/09 @ EDM

Points

21, 1/31/09 @ PHX

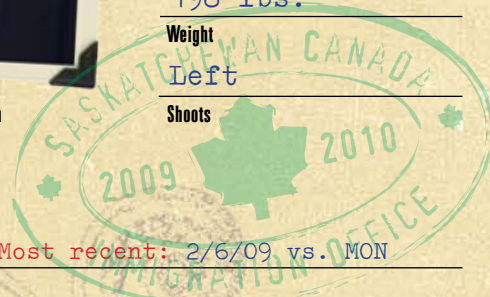
PIM

4 games, 1/26/07 @ CBJ to 2/1/07 @ BOS (0+4)


Longest Point Streak

## NHL CAREER (continued):

peared in 54 games in rookie professional season... Recorded first professional assist with power-play helper vs. Syracuse (10/26)...Scored first professional goal with short-handed tally vs. Cincinnati (11/10)...Picked up PPA vs. Manitoba (2/06)...Scored goal vs. Binghamton (3/12)...Netted two points (1+1) @ Hamilton (3/13) for first multi-point outing... Racked up assist @ St. John's (3/16) and netted goal vs. Maple Leafs (3/17)...Recorded goal vs. Manitoba (3/21)... **2004 Playoffs:** Scored first professional playoff point with goal in win over Syracuse (4/25)...Credited with assist in game one win @ Hamilton (5/05)...**2002-03:** Finished Moose Jaw career ranked second with 225 (51+174) career points... Appeared in 59 games at Moose Jaw (WHL)... Ranked fifth on team with 54 points...Recorded 13 points (3+10) in the postseason...WHL Eastern Conference Second Team All-Star...Played for WHL Eastern Conference All-Star Team...Member of Team Canada at 2003 World Junior Championships, recording one goal in six games as Canada won silver medal. **2001-02:** Led team with 36 assists...Netted career-best 16 goals...Finished third on squad with 52 points... Added four assists in 12 playoff games...Played for Team Canada at the 2002 World Junior Championships, picking up assist in seven games as team won silver medal...Member of WHL Eastern Conference All-Star







### NHL CAREER (continued):

Team at Hershey Cup CHL All-Star Series. **2000-01:** Originally selected in second round (58th overall) by the Washington Capitals in the 2001 NHL Entry Draft Named Moose Jaw's Defenseman of the Year and Playoff MVP... Recorded team-high 54 assists... Finished fourth overall with 62 points... Played in several national tournaments, including 2000 U-17 Championship and 2000 U-18 Four Nations Cup... Played for Team Cherry in 2001 Top Prospects game. **1999-2000:** Picked up 44 points, highlighted by nine goals in first full WHL season. **1998-99:** Made WHL debut at 16, appeared in two regular-season games and one playoff contest.



### Paetsch vs. NHL

Team	GP	G	A	TP	PIM
ANA	2	0	1	0	0
ATL	6	0	2	2	2
BOS	12	0	2	2	2
BUF	0	0	0	0	0
CBY	2	0	0	0	0
CAR	5	0	0	0	0
CHI	2	0	0	0	4
COL	2	1	0	1	0
CBJ	2	0	1	1	4
DAL	0	0	0	0	0
DET	1	0	0	0	0
EDM	2	1	1	2	0
FLA	8	0	2	2	23
LA	1	0	0	0	2
MIN	2	0	1	1	0
MON	14	2	2	4	4
NSH	3	0	1	1	4
NJ	9	0	2	2	0
NYI	7	0	3	3	2
NYR	5	0	1	1	0
OTT	15	0	3	3	12
PHI	7	0	4	4	10
PHX	2	0	0	0	21
PIT	6	0	1	1	0
SJ	1	0	1	1	0
STL	1	0	0	0	0
TB	6	1	4	5	6
TOR	15	1	1	2	6
VAN	1	0	0	0	0
WSH	7	0	1	1	0
<b>NHL TOTALS</b>	<b>146</b>	<b>6</b>	<b>34</b>	<b>40</b>	<b>102</b>

### CAREER STATS

Season	Team	League	Regular Season												Playoffs				
			GP	G	A	TP	+/-	PIM	PP	SH	GW	GT	S	S%	GP	G	A	TP	PIM
1998-99	Moose Jaw	WHL	2	0	0	0	--	0	--	--	--	--	--	--	1	0	0	0	0
1999-00	Moose Jaw	WHL	68	9	35	44	--	49	--	--	--	--	--	4	0	1	1	0	
2000-01	Moose Jaw	WHL	70	8	54	62	--	118	--	--	--	--	--	4	1	2	3	6	
2001-02	Moose Jaw	WHL	59	16	36	52	--	86	--	--	--	--	--	12	0	4	4	16	
2002-03	Moose Jaw	WHL	59	15	39	54	--	81	--	--	--	--	--	13	3	10	13	6	
2003-04	Rochester	AHL	54	5	5	10	2	47	0	1	2	--	71	7.0	16	1	1	2	28
2004-05	Rochester	AHL	80	4	19	23	15	150	1	0	0	--	96	4.2	9	1	1	2	16
2005-06	Rochester	AHL	72	11	39	50	3	90	7	0	1	--	202	5.4	--	--	--	--	--
	Buffalo	NHL	1	0	1	1	-1	0	0	0	0	--	0	0.0	1	0	0	0	0
2006-07	Buffalo	NHL	63	2	22	24	10	50	0	0	0	0	62	3.2	--	--	--	--	--
2007-08	Buffalo	NHL	59	2	7	9	3	27	0	0	0	0	41	4.1	--	--	--	--	--
2008-09	Buffalo	NHL	23	2	4	6	3	25	0	0	0	--	21	9.5	--	--	--	--	--
<b>NHL Totals</b>			<b>146</b>	<b>6</b>	<b>34</b>	<b>40</b>	<b>15</b>	<b>102</b>	<b>0</b>	<b>0</b>	<b>0</b>	<b>0</b>	<b>132</b>	<b>4.5</b>	<b>1</b>	<b>1</b>	<b>0</b>	<b>0</b>	<b>0</b>
<b>Buffalo Totals</b>			<b>146</b>	<b>6</b>	<b>34</b>	<b>40</b>	<b>15</b>	<b>102</b>	<b>0</b>	<b>0</b>	<b>0</b>	<b>0</b>	<b>132</b>	<b>4.5</b>	<b>1</b>	<b>1</b>	<b>0</b>	<b>0</b>	<b>0</b>



NO. 20

# Daniel Paille

Name

Left Wing 2002

Position Acquired

April 15, 1984

Born

Welland, Ontario CANADA

Origin

Signature

## CAREER TRANSACTIONS:


Buffalo's first-round choice (20th overall) in the 2002 NHL Entry Draft.

## 2008-2009 REGULAR SEASON:

Did not play in nine games as a healthy scratch...Multi-point games: four...Finished season with three points (1+2) in final two games of season...Scored three points over a two-game span twice; (0+3) @ NYI (10/13) and @ NYR (10/15); (1+2) @ CAR (4/9) and vs. BOS (4/11).

## NHL CAREER:

**2007-08:** Games missed due to injury: Two (concussion)...Did not play in two additional games as a healthy scratch...Multi-point games: six...Set career highs in goals (19), assists (16), points (35) and shorthanded goals (3)...Scored twice, including one shorthanded @ Pittsburgh (3/12/08)...Had a career high four game point streak (0+4) starting vs. Philadelphia (12/21/07) and ending @ New Jersey (12/28/07)...Had five points in three games (4+1) starting @ Pittsburgh (3/12/08) and ending @ Toronto (3/15/08)...  
**2006-07:** Scored career-high two goals vs. BOS (1/17)...Had a pair of career-high two-game point streaks, including four points (0+4) in two games from Nov. 20-22...missed 15 games due to injury:(broken finger)...Multi-point games: 3...Recalled from Rochester (AHL) on five separate occasions during the season...Remained in Buffalo for good following Jan. 25 recall...Finished with 21 points (7+14) and +12 in 29 games with Rochester...  
**2007 Playoffs:** Made his postseason debut in Game 4 at NYR (5/1)...  
**2005-06:** Scored one goal and two assists in 14 games during his



Photograph



## PHYSICAL DESCRIPTION:

6 ft 1 in

Height

200 lbs.

Weight

Left

Shoots

## CAREER HIGHLIGHTS:

2, four times. 3/12/08 @ PIT

Goals

2, four times. Most recent: 4/9/09 @ CAR

Assists

2, 13 times. Most recent: 4/9/09 @ CAR

Points

4, two times. Most recent: 1/27/09 @ EDM

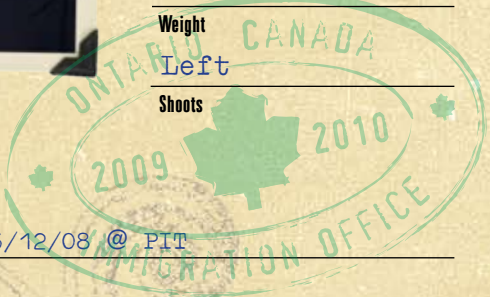
PIM

4 games. Most recent: 12/21/07 vs. PHI on 12/28/07 @ NJ (2+2)

Longest Point Streak

## NHL CAREER (continued):

recall to the Sabres...Had 27 points (14+13) in 45 games with Rochester (AHL)...Scored first career NHL goal and added one assist vs. Los Angeles (1/14)...Assisted on Henrik Tallinder's goal to earn his first NHL point @ Tampa Bay (12/22)...Made his NHL debut @ Florida (12/21)...Had seven points (3+4) in 11 games with Rochester (AHL) at the time of his recall on 12/21...  
**2004-05:** Led the Amerks in shorthanded goals (3)...Collected four points (2+2) in nine playoff games...Picked up his second career hat-trick on against Cleveland on 2/18...Collected his first professional hat-trick @ Cleveland on 1/7...  
**2003-04:** Set career highs in goals (37), assists (43), points (80) and penalty minutes (63)...Scored a goal in last three games (3+1) of quarterfinal round...Finished 11th in OHL points for regular season...Recorded six-game goal streak in regular season...Had league-best five-game scoring streak (6+1) in playoffs...Recorded goal and two assists vs. London in OHL West Finals...Picked up goal and three assists vs. Mississauga in OHL Finals in game three and assist in game four...Finished 10th in OHL for playoff scoring...Captain of Team Canada, which won silver medal, at World Junior Championships...Named Hardest Worker, Best Bodychecker, Best







### NHL CAREER (continued):

Defensive Forward and second-best Penalty Killer in Western Conference in OHL Coaches' Poll...Ranks second all-time in Guelph with 116 career goals. **2002-03:** Recorded 17 multi-point games in 2002-03...Had five-game scoring streak from 10/ 12 to 10/25...Won silver medal as member of Team Canada at 2003 World Junior Championships...Named Assistant Captain. 2001-02: Played in the 2002 CHL Top Prospects Game.



### Paille vs. NHL

Team	GP	G	A	TP	PIM
ANA	3	0	1	1	0
ATL	8	4	2	6	2
BOS	17	6	2	8	10
CBY	3	0	0	0	2
CAR	8	1	3	4	2
CHI	2	0	0	0	2
COL	1	1	0	1	0
CBJ	3	0	0	0	0
DAL	2	0	0	0	0
DET	3	0	0	0	0
EDM	3	0	0	0	4
FLA	10	2	0	2	2
LA	3	1	1	2	0
MIN	1	0	0	0	0
MON	16	3	2	5	2
NSH	2	1	0	1	0
NJ	9	3	3	6	4
NYI	11	0	5	5	2
NYR	12	2	1	3	0
OTT	12	1	2	3	0
PHI	7	0	3	3	2
PHX	4	1	1	2	0
PIT	9	4	2	6	2
SJ	1	0	0	0	0
STL	2	0	1	1	0
TB	12	0	4	4	6
TOR	17	4	5	9	6
VAN	3	0	0	0	0
WSH	9	1	3	4	6
<b>NHL TOTALS</b>	<b>193</b>	<b>35</b>	<b>41</b>	<b>76</b>	<b>54</b>

### CAREER STATS

Season	Team	League	Regular Season												Playoffs				
			GP	G	A	TP	+/-	PIM	PP	SH	GW	GT	S	S%	GP	G	A	TP	PIM
2000-01	Guelph	OHL	64	22	31	53	7	57	--	--	--	--	--	--	4	2	0	2	2
2001-02	Guelph	OHL	62	27	30	57	-1	54	--	--	--	--	--	--	9	5	2	7	9
	Memorial Cup		4	1	2	3	-2	4	--	--	--	--	--	--	--	--	--	--	--
2002-03	Guelph	OHL	54	30	27	57	7	28	--	--	--	--	--	--	11	8	6	14	6
	Canada	WJC	6	0	0	0	0	2	--	--	--	--	--	--	--	--	--	--	--
2003-04	Guelph	OHL	59	37	43	80	27	63	--	--	--	--	--	--	22	9	9	18	14
	Memorial Cup		3	0	1	1	-3	2	--	--	--	--	--	--	--	--	--	--	--
	Canada	WJC	6	4	0	4	1	2	--	--	--	--	--	--	--	--	--	--	--
2004-05	Rochester	AHL	79	14	15	29	4	54	0	3	3	--	111	12.6	9	2	2	4	6
2005-06	Rochester	AHL	45	14	13	27	7	29	4	3	1	--	91	15.4	--	--	--	--	--
	Buffalo	NHL	14	1	2	3	5	2	0	0	0	--	15	6.7	--	--	--	--	--
2006-07	Buffalo	NHL	29	3	8	11	5	18	0	0	0	--	45	6.7	1	0	0	0	0
2007-08	Buffalo	NHL	77	19	16	35	9	14	0	3	2	--	110	17.2	--	--	--	--	--
2008-09	Buffalo	NHL	73	12	15	27	0	20	0	0	2	--	80	15.0	--	--	--	--	--
	NHL Totals	NHL	193	35	41	76	19	54	0	3	4	--	250	14.0	1	0	0	0	0
	Buffalo	NHL	193	35	41	76	19	54	0	3	4	--	250	14.0	1	0	0	0	0



NO. 29

# Jason Pominville

Name

Right Wing      2001

Position      Acquired


November 30, 1982

Born

Repentigny, Quebec CANADA

Origin

Signature



Photograph



## PHYSICAL DESCRIPTION:

6 ft 0 in

Height

186 lbs.

Weight

Right

Shoots



## CAREER TRANSACTIONS:

Buffalo's second-round choice (55th overall) in the 2001 NHL Entry Draft.

## 2008-2009 REGULAR SEASON:

Played in all 82 games for third-straight season... Multi-point games: 18... Most multi-point games on Sabres... Four three-point games... Finished second on Sabres in scoring... Registered third-straight 20-goal season and third season in a row with at least 60 points... Finished season as Sabres active leader with 251 consecutive games played... Registered 100th career NHL assist @ NYI (10/13)... Scored 200th career NHL point (goal) vs. TB (12/10)... Played 300th career NHL game vs. NJ (4/4)... Had a season-high eight-game point streak in which he scored 13 points (2+11) beginning @ OTT (3/17) and ending @ WSH (4/3).

## NHL CAREER:

**2007-08:** Appeared in all 82 games for the second straight season... Multi-point games: 18... Was a finalist for the Lady Byng Memorial Trophy... Set new career highs in assists (53) and points (80)... Scored his 100th career point with a goal vs. Atlanta (10/11/08)... Scored at least one point in 10 consecutive games starting @ Pittsburgh (2/17/08) and ending vs. Washington (3/5/08)... During the streak he posted 12 points (6+6)... Scored a point in 20 of the last 24 games of the season, registering 29 points (11+18)... Had nine points (3+6) in three games starting vs. Carolina (3/14/08) and ending vs. Tampa Bay (3/19/08)... Scored a career high four points, twice, vs. Philadelphia (12/22/07) [1+3] and vs. Tampa Bay (3/19/08) [2+2]... Finished the season with a team high +16 rating... Finished the season as Buffalo's captain as he was designated to wear the 'C' months of March/April... **2006-07:** Finished with career highs in goals (34), assists (34) and points (68)... Second on the team with two SHG... Had an eight-game point streak (4+7) from Feb. 17 to Mar. 7... Scored goals in six consecutive games from Oct. 20 to Nov. 2... Had a career-high three assists vs. NYI (3/30/07)... Multi-point games: 17... Finished the season with four three-point games, the most recent vs. NYI (3/30/07) [0+3]... **2007 Playoffs:** Finished with 10 points (4+6) in

## CAREER HIGHLIGHTS:

3, 1/14/06 vs. LA

Goals

3, three times, Most recent: 12/22/07 vs. PHI

Assists

4, two times. Most recent: 3/19/08 vs. TB

Points

4, 11/18/06 vs. OTT

PIM

2/17/08 @ PIT to 3/5/08 vs. WSH (6+6)

Longest Point Streak

## NHL CAREER (continued):

16 games... Scored three points (2+1) in five games vs. NYI... Had three points (2+1) in six games vs. NYR... Assisted on Afinogenov's OT goal in Game 5 vs. NYR (5/4)... Had four assists in five games vs. OTT... **2005-06:** Played in 57 games for the Sabres... Scored 30 points (18+12) in his rookie year... Scored 18th goal of the season vs. TOR (4/16)... Scored first career hat trick vs. Los Angeles (1/14)... Collected two assists vs. Anaheim (12/8) for second straight multi-point game, and third in his last four games... Scored first career NHL goal on Olaf Kolzig in 3-2 Buffalo win @ Washington (11/27)... Recalled to Buffalo (11/26)... Was the AHL's leading goal scorer at time of recall with 19 goals in 18 games... Was also tied for first with nine power-play goals and ranked fourth in the AHL in points with 26 (19+7)... Tied an Amerks franchise record with five goals against Cleveland on 10/21... Played second career NHL game vs. Montreal (11/4)... **2006 Playoffs:** 10 points (5+5) in 18 games... Led all NHL rookies in playoff scoring... Two assists @ Carolina (5/20)... Scored shorthanded OT game/series winning goal @ Ottawa (5/13)... Had two points (1+1) @ Philadelphia (5/2)... Scored his first three playoff goals and added one assist vs. Philadelphia (4/24)... **2004-05:** Missed 2005 Calder Cup playoffs due to a broken ankle... Appeared in 78 games with the Rochester Americans (AHL), collecting 68 points (30+38)... Collected three assists for the second-straight game on 3/19 at Syracuse... Scored three goals against St. John's @ HSBC Arena on 4/3... Collected three points (2+1) @ Cleveland on 2/17... Picked up two goals @ San Antonio on 12/4... Scored two goals @ Binghamton on 11/6... **2003-04:** Led Rochester with 34 goals, 22 coming on power play... Led AHL with 22 PPG... Ranked fourth





## NHL CAREER (continued):

in league in goals and 14th in points...Named Sher-Wood American Hockey League Player of the Week on March 1 after recording five goals and one assist in three games...Netted hat trick vs. Syracuse (2/29)...Had missed 12 games with injury...Named starter for Canadian team at 2004 Pepsi AHL All-Star Classic...Missed game due to injury...Made NHL debut @ Washington (12/27) and recorded three shots on goal ...Led Rochester with 14 goals, 10 on PP, in 31 games at time of recall... Multi-point games: Nine...**2004 Playoffs:** Ranked fifth in points in AHL and tied for second in goals and ninth in assists...Tied for lead with five PPG...Credited with two PPGs vs. Milwaukee (5/23)...Scored three goals in game three win over Hamilton (5/08)...Netted two PPGs in win over Syracuse (4/25) and added another PP marker vs. Syracuse (4/28)...**2002-2003:** Scored first professional playoff goal vs. Milwaukee (4/12)... Finished season with 34 (13+21) points, ranking seventh on Amerks...Recorded first two-goal game of professional career @ Syracuse (12/28)... Recorded first multi-point game (1+1) of career vs. Binghamton (11/16)...Named November's Mary Cariola VIP Player of the Month for community service...Scored first professional goal @ Wilkes-Barre/Scranton (10/30)...Made Rochester debut vs. Albany (10/11). **2001-02:** Finished second in points for Shawinigan Cataractes (QMJHL)...Registered career-high 121 points (57+64) in 66 games...Led team with career-best 57 goals and was tied for league lead in goals...Seventh in league in points...Second-straight season topping the 100-point plateau...First Team All-Star and received league award for most sportsmanlike player...Selected CHL Third Team All-Star at left wing...Played for Robert-Label Conference All-Star Team at 2002 CHL All-Star Cup in Ottawa... **2000-01:** Finished second full season with Shawinigan with 113 points (46+67) in 71 games...Set career highs for assists and games played...Helped lead Cataractes to first overall in league...Finished third in team scoring race and was 10th in QMJHL in points...Among league leaders in goals (10th) and assists (14th)... Played for Robert-Label Conference All-Star Team at 2001 CHL All-Star Cup in Montreal...Named QMJHL Player of the Week for the period ending 11/26 (6+3)...Posted 18-game scoring streak with 32 points (12+20) from 12/17 to 2/17...Recorded two hat tricks (9/29 and 11/24)...Posted second-longest scoring streak of season with 35 points (12+23) in 19 consecutive games from 9/25 to 11/05...Played for Team Cherry at 2001 CHL/NHL Top Prospects Game in Calgary...Scored 12 points (6+6) in 10 postseason games. **1999-00:** Finished first full season in QMJHL with 21 points (4+17) in 60 games...Appeared in 13 playoff games and registered two goals and three assists. **1998-99:** Played in two games with Shawinigan.

## Pominville vs. NHL

Team	GP	G	A	TP	PIM
ANA	4	0	4	4	0
ATL	16	6	7	13	6
BOS	27	6	14	20	10
CGY	3	0	0	0	4
CAR	15	8	4	12	8
CHI	3	1	1	2	0
COL	3	2	1	3	0
CBJ	3	1	0	1	0
DAL	3	0	2	2	0
DET	4	1	0	1	0
EDM	3	0	2	2	0
FLA	15	4	10	14	8
LA	3	3	1	4	0
MIN	3	0	0	0	0
MON	28	3	14	17	6
NSH	3	3	1	4	0
NJ	14	4	4	8	2
NVI	13	3	11	14	4
NYR	14	5	5	10	2
OTT	26	6	10	16	10
PHI	15	8	8	16	4
PHX	4	2	0	2	0
PIT	15	4	5	9	10
SJ	3	1	2	3	0
STL	3	3	1	4	0
TB	15	7	14	21	6
TOR	28	11	18	29	8
VAN	3	2	1	3	0
WSH	15	5	5	10	2
<b>NHL TOTALS</b>	<b>304</b>	<b>99</b>	<b>145</b>	<b>244</b>	<b>90</b>



## CAREER STATS

Season	Team	League	Regular Season												Playoffs						
			GP	G	A	TP	+/-	PIM	PP	SH	GW	GT	S	%	GP	G	A	TP	PIM		
1998-99	Shawinigan	QMJHL	2	0	0	0	--	0	--	--	--	--	--	--	--	--	--	--	--	--	
1999-00	Shawinigan	QMJHL	60	4	17	21	--	12	--	--	--	--	--	--	--	--	13	2	3	5	0
2000-01	Shawinigan	QMJHL	71	46	67	113	--	24	--	--	--	--	--	--	--	--	10	6	6	12	0
2001-02	Shawinigan	QMJHL	66	57	64	121	--	32	--	--	--	--	--	--	--	--	2	0	0	0	0
2002-03	Rochester	AHL	73	13	21	34	5	16	3	0	2	--	138	9.4	3	1	1	2	0	0	
2003-04	Rochester	AHL	66	34	30	64	-1	30	22	0	4	--	227	15.0	16	9	10	19	6	6	
	Buffalo	NHL	1	0	0	0	0	0	0	0	0	--	3	0.0	--	--	--	--	--	--	
2004-05	Rochester	AHL	78	30	38	68	1	43	11	0	7	--	266	11.3	0	0	0	0	0	0	
2005-06	Buffalo	NHL	57	18	12	30	-4	22	10	2	2	--	124	14.5	18	5	5	10	8	8	
	Rochester	AHL	18	19	7	26	2	11	9	1	1	--	78	24.4	0	0	0	0	0	0	
2006-07	Buffalo	NHL	82	34	34	68	25	30	2	2	5	--	212	16.0	16	4	6	10	0	0	
2007-08	Buffalo	NHL	82	27	53	80	16	20	2	1	1	--	232	11.6	--	--	--	--	--	--	
2008-09	Buffalo	NHL	82	20	46	66	-4	18	6	1	2	--	239	8.4	--	--	--	--	--	--	
	<b>NHL Totals</b>		<b>304</b>	<b>99</b>	<b>145</b>	<b>244</b>	<b>33</b>	<b>90</b>	<b>20</b>	<b>6</b>	<b>10</b>	<b>--</b>	<b>810</b>	<b>12.2</b>	<b>34</b>	<b>9</b>	<b>11</b>	<b>20</b>	<b>8</b>	<b>8</b>	
	<b>Buffalo Totals</b>		<b>304</b>	<b>99</b>	<b>145</b>	<b>244</b>	<b>33</b>	<b>90</b>	<b>20</b>	<b>6</b>	<b>10</b>	<b>--</b>	<b>810</b>	<b>12.2</b>	<b>34</b>	<b>9</b>	<b>11</b>	<b>20</b>	<b>8</b>	<b>8</b>	



NO. 52

# Craig Rivet

Name

Defense 2008

Position Acquired

September 13, 1974

Born

North Bay, Ontario CANADA

Origin

Signature

## CAREER TRANSACTIONS:


Traded to Buffalo from San Jose with San Jose's seventh-round pick in the 2010 Entry Draft for Buffalo's second-round picks in the 2009 and 2010 Entry Draft. Traded to San Jose from Montreal with Montreal's fifth-round choice (San Jose chose Julien Demers) in the 2008 Entry Draft for Josh Gorges and San Jose's first-round choice (Montreal chose Max Pacioretty) in the 2007 Entry Draft. Montreal's third-round choice in 1992 Entry Draft.

## 2008-2009 REGULAR SEASON:

Games missed due to injury: 19; 11 - shoulder (12/12-1/3), five - knee (10/23-11/1), three - upper body (12/1-12/4, 12/12)...Multi-point games: two...Named 23rd captain in franchise history (10/8)...Scored 200th career point (assist) @ DAL (1/15)...Played in 800th career game vs. TOR (3/27)...Tied career high with 25 PIMs vs. NYI (10/13)...Set career high with three points (0+3) vs. SJ (2/13); three assists were also a career high...Season high three game point streak beginning @ WSH (4/3) and ending vs. DET (4/6) (0+3)...Led Sabres with 125 PIMs...Eclipsed 1,000 career penalty minutes vs. PHX (3/6).

## NHL CAREER:

2007-08: Games missed due to injury: five (upper body)...Multi-point games: Three...Played in 700th career game @ Anaheim (12/16/07)...Eclipsed 900 career penalty minutes vs. Chicago (3/7/08)...Set new career highs in assists (30) and points (35)...Tied his career high with two four-game point streaks, the most recent began vs. Detroit (1/19/08) and



Photograph



## PHYSICAL DESCRIPTION:

6 ft 2 in

Height

210 lbs.

Weight

Right

Shoots

## CAREER HIGHLIGHTS:

2, 2/27/03 vs. MIN

Goals

3, 2/13/09 vs. SJ

Assists

3, 2/13/09 vs. SJ

Points

25, twice. Most recent: 10/13/08 @ NYI

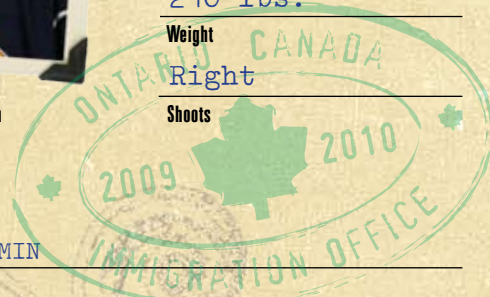
PIM

4 games, three times. Most recent: 1/19/08 vs. DET to 1/29/08 @ EDM

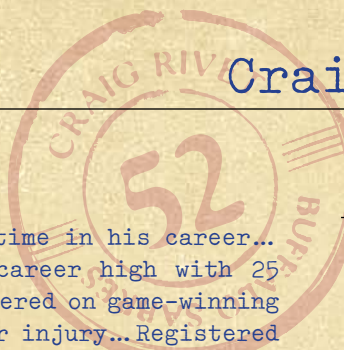
Longest Point Streak

## NHL CAREER (continued):

ended @ Edmonton (1/29/08) [0+4]...Playoffs: Recorded six points (0+6) in 13 games...Had three points in seven games against Calgary (0+3)...Recorded three assists in six games vs. Dallas (0+3)...2006-07: Seven goals fell one shy of his career high (eight, 2001-02)...Third on team in blocked shots (118)...Played in his 600th NHL game on Oct. 6, 2006, at Buffalo...Scored his first point as a Shark with a goal in his first game @ Anaheim (3/2/07)...Playoffs: Recorded five points in 11 games (1+4)...Recorded all five points in six games vs. Nashville...2005-06: Established career highs in assists, points, power play goals (five) and shots on goal (122)...Led Canadiens in blocked shots (135)...Had five two-point games between (1/7/06) and (3/13/06)...Scored three goals and totaled 34 shots on goal, team high among defensemen in November...2003-04: Scored the OT GWG on Feb. 26 vs. Boston... His playing streak came to an end on Feb. 3 vs Pittsburgh after 219 consecutive games...Missed the next two games due to a foot injury...Finished the year 12 points (4+8)...2002-03: Played in all 82 games, a feat he achieved for the second straight season...Had first career 2-goal game on Feb. 27 vs. Minnesota...Ended the campaign with 22 points







### NHL CAREER (continued):

(7+15)... **2001-02**: Played 82 games for the first time in his career... Achieved his first 20-point season and set a career high with 25 points (8+17)... Five of his 17 assists were registered on game-winning goals... **2000-01**: Missed 55 games due to a shoulder injury... Registered three points for the season (1+2)... **1999-00**: Was plus or even in 49 of his 61 games... First career multi-point game Jan. 29 vs. Philadelphia (1-1=2)... Set a career high with 14 assists... **1998-99**: 3-game assist scoring streak (three assists) from Dec. 18-21... **1997-98**: Was plus or even in 46 of his 61 games... **1996-97**: Led the Fredericton Canadiens (AHL) defensemen in PIM (99) and was third in scoring... **1995-96**: Led all Fredericton defensemen in goals and second in scoring... **1994-95**: Ranked second amongst Fredericton defensemen in points... **1993-94**: Made his professional debut with Fredericton (AHL)... Appeared in four regular season games after playing 61 games for Kingston (OHL)... Recorded his second straight season with at least 50 assists (52) and 60 points (64)... **1992-93**: Set a major junior career high in goals (19), assists (55) and points (74)... Played in 16 playoff games with Kingston and recorded 12 points (5+7)... **1991-92**: Played in 66 games for Kingston and recorded 26 points (5+21) for the second straight season... **1990-91**: Played in 42 games for Barrie and recorded 26 points (9+17).

### Rivet vs. NHL

Team	GP	G	A	TP	PIM
ANA	21	2	4	6	34
ATL	30	0	5	5	28
BOS	52	3	12	15	55
BUF	49	0	7	7	85
CGY	21	2	3	5	16
CAR	44	2	7	9	81
CHI	17	1	9	10	14
COL	13	2	2	4	14
CBJ	10	0	5	5	13
DAL	21	0	7	7	41
DET	17	0	4	4	8
EDM	22	2	10	12	14
FLA	35	2	3	5	33
LA	17	1	5	6	43
MIN	12	2	3	5	6
MON	6	0	2	2	7
NSH	10	1	2	3	8
NJ	33	2	4	6	23
NYI	35	6	4	10	87
NYR	36	4	7	11	30
OTT	53	3	12	15	77
PHI	41	2	8	10	74
PHX	17	0	2	2	14
PIT	36	2	6	8	56
SJ	12	1	5	6	6
STL	13	1	2	3	15
TB	35	2	5	7	59
TOR	48	1	12	13	37
VAN	18	2	7	9	31
WSH	34	1	7	8	27
<b>NHL TOTALS</b>	<b>808</b>	<b>47</b>	<b>171</b>	<b>218</b>	<b>1036</b>

### CAREER STATS

Season	Team	League	Regular Season													Playoffs				
			GP	G	A	TP	+/-	PIM	PP	SH	GW	GT	S	S%	GP	G	A	TP	PIM	
1990-91	Barrie	OHL	42	9	17	26	--	55	--	--	--	--	--	--	--	--	--	--	--	--
1991-92	Kingston	OHL	66	5	21	26	--	97	--	--	--	--	--	--	--	--	--	--	--	--
1992-93	Kingston	OHL	64	19	55	74	--	117	--	--	--	--	--	--	16	5	7	12	39	
1993-94	Kingston	OHL	61	12	52	64	--	100	--	--	--	--	--	--	6	0	3	3	6	
	Fredericton	AHL	4	0	02	2	--	2	--	--	--	--	--	--	--	--	--	--	--	
1994-95	Fredericton	AHL	78	5	27	32	--	126	--	--	--	--	--	12	0	4	4	17		
	Montreal	NHL	5	0	1	1	2	5	0	0	0	--	2	0.0	--	--	--	--	--	
1995-96	Montreal	NHL	19	1	4	5	4	54	0	0	0	--	9	11.1	--	--	--	--	--	
	Fredericton	AHL	49	5	18	23	--	189	--	--	--	--	--	6	0	0	0	12		
1996-97	Montreal	NHL	35	0	4	4	7	54	0	0	0	--	24	0.0	5	0	1	1	14	
	Fredericton	AHL	23	3	12	15	--	99	--	--	--	--	--	--	--	--	--	--	--	
1997-98	Montreal	NHL	61	0	2	2	-3	93	0	0	0	--	26	0.0	5	0	0	0	2	
1998-99	Montreal	NHL	66	2	8	10	-3	66	0	0	0	--	39	5.1	--	--	--	--	--	
99-2000	Montreal	NHL	61	3	14	17	11	76	0	0	0	--	71	4.2	--	--	--	--	--	
2000-01	Montreal	NHL	26	1	2	3	-8	36	0	0	0	--	22	4.5	--	--	--	--	--	
2001-02	Montreal	NHL	82	8	17	25	1	76	0	0	0	--	90	8.9	12	0	3	3	4	
2002-03	Montreal	NHL	82	7	15	22	1	71	3	0	2	--	118	5.9	--	--	--	--	--	
	Canada	WC-A	9	0	1	1	0	6	--	--	--	--	--	--	--	--	--	--	--	
2003-04	Montreal	NHL	80	4	8	12	-1	98	2	0	1	--	96	4.2	11	1	4	5	2	
2004-05	TPS	Finland	18	3	1	4	--	28	--	--	--	--	--	--	6	0	0	0	39	
2005-06	Montreal	NHL	82	7	27	34	-5	109	5	0	1	--	122	5.7	6	0	2	2	2	
2006-07	Montreal	NHL	54	6	10	16	-7	57	2	0	0	--	58	10.3	--	--	--	--	--	
	San Jose	NHL	17	1	7	8	8	12	0	0	0	--	31	3.2	11	2	3	5	18	
2007-08	San Jose	NHL	74	5	30	35	3	104	2	0	0	--	105	4.8	13	0	6	6	16	
<b>2008-09</b>	<b>Buffalo</b>	<b>NHL</b>	<b>64</b>	<b>2</b>	<b>22</b>	<b>24</b>	<b>4</b>	<b>125</b>	<b>1</b>	<b>0</b>	<b>0</b>	<b>--</b>	<b>80</b>	<b>2.5</b>	<b>--</b>	<b>--</b>	<b>--</b>	<b>--</b>	<b>--</b>	
<b>NHL Totals</b>			<b>808</b>	<b>47</b>	<b>171</b>	<b>218</b>	<b>14</b>	<b>1036</b>	<b>15</b>	<b>0</b>	<b>5</b>	<b>--</b>	<b>893</b>	<b>5.3</b>	<b>63</b>	<b>3</b>	<b>19</b>	<b>22</b>	<b>58</b>	
<b>Buffalo Totals</b>			<b>64</b>	<b>2</b>	<b>22</b>	<b>24</b>	<b>4</b>	<b>125</b>	<b>1</b>	<b>0</b>	<b>0</b>	<b>--</b>	<b>80</b>	<b>2.5</b>	<b>--</b>	<b>--</b>	<b>--</b>	<b>--</b>	<b>--</b>	



NO. 9

# Derek Roy

Name \_\_\_\_\_

Center \_\_\_\_\_ 2001

Position \_\_\_\_\_ Acquired

May 4, 1983

Born \_\_\_\_\_

Ottawa, Ontario CANADA

Origin \_\_\_\_\_

Signature \_\_\_\_\_

## CAREER TRANSACTIONS:

Buffalo's second-round choice (32nd overall) in the 2001 NHL Entry Draft.

## 2008-2009 REGULAR SEASON:

Played in all 82 games for first time in career...Multi-point games: 16...Team-high five three-point games...Played in 300th career NHL game vs. TB (12/10)...Scored 100th career NHL goal vs. SJ (2/13)...28th player in franchise history to score 100 goals...Team-high nine-game points streak beginning @ FLA (12/4) and ending vs. MTL (12/20) (5+8)...Had team-high five game assist streak from 12/10 vs. TB to 12/19 vs. LA (6A)...Longest stretch without points: three games...Led Sabres in scoring for second-straight season...Led team with nine GWG.

## NHL CAREER:

**2007-08:** Games missed due to injury: 4 (shoulder)... Played in career-high 78 games...Led team in scoring with career highs in goals (32), assists (49) and points (81)...It was the first time in his career he reached the 30-goal point in a season... Scored his 200th NHL point @ Ottawa (3/27/08)... Ended the season on 12-game scoring streak...During the point streak he posted 20 points (5+15)...Finished second on the team with a +13 rating...Led the team with 23 multi-point games...Recorded third career hat trick vs. Atlanta (1/18/08)...Also tied a career high with four points (3+1) vs Atlanta (1/18/08)...Tied a career high with three assists vs. Tampa Bay (3/19/08)...**2006-07:** Set career highs in goals (21), assists (42) and points (63)...Second on the team in plus/minus with +37...Finished season on a four-game goal-scoring streak...Tied his career high with four points (1+3) vs. MTL (3/2)... Had 11 points (4+7) in a career-high six-game point streak from Feb. 17-Mar. 2...First 41 games of the season -- 26 points (6+20) in 34 games... Missed 7 games due to injury: (hand); Multi-point games: 13...**2007 Playoffs:** Had seven points (2+5) in 16 games...Had three points (1+2) in five games vs. NYI...Had an assist in six games vs. NYR...Set a team record for fastest goal from opening faceoff of a playoff game when he scored nine seconds into Game 4 at OTT (5/16)... Finished with a goal and two assists in five games vs.



Photograph



## PHYSICAL DESCRIPTION:

5 ft 9 in

Height

188 lbs.

Weight

Left

Shoots

## CAREER HIGHLIGHTS:

**Goals**  
3, three times. **Most recent:** 1/18/08 vs. ATL

**Assists**  
3, two times. **Most recent:** 3/19/08 vs. TB

**Points**  
4, three times. **Most recent:** 1/18/08 vs. ATL

**PIM**  
12, 1/30/07 vs. BOS

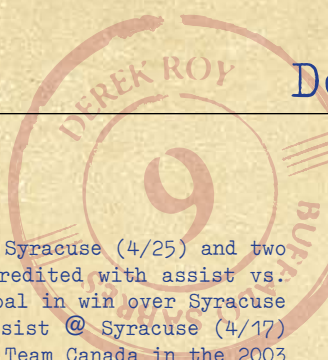
**Longest Point Streak**  
12 games, 3/12/08 @ PIT to 4/5/08 @ BOS (5+15)

## NHL CAREER (continued):

OTT...**2005-06:** Appeared in 70 games for Buffalo...Finished with career-highs in goals (18), assists (28), and points (46)... Scored second career hat trick and added one assist in 8-5 win vs Tampa Bay (3/9)...Scored first career hat trick vs. Toronto (3/3)... Scored GWG @ Colorado (12/4)...Recalled from Rochester (11/3)...**2006 Playoffs:** 15 points (5+10) in 18 games...Scored goal @ Carolina (5/28)...Tied Sabres record with five points (2+3) @ Ottawa (5/5)...Scored three points (1+2) @ Philadelphia (5/2)...**2004-05:** Appeared in 67 games with the Rochester Americans (AHL), collecting 61 points on 16 goals and 45 assists...Tied for the team lead in points during the Amerks playoff run, picking up 11 points (6+5)...**2003-04:** Opened and closed season in Rochester after appearing in 49 games with Buffalo...Had one two-goal game and three multi-point outings as a Sabre...Recorded goal and assist vs. Columbus (3/29)...Performance was fourth multi-point game of NHL career...Recorded first two-goal game in NHL with two first-period tallies @ Toronto (3/06)...Named to Canadian roster for 2004 Pepsi AHL All-Star Classic...Had first NHL multi-point game with two assists vs. Washington (12/31)...Scored first NHL goal vs. Ottawa (12/23)...Called up from Rochester (12/13) and made NHL debut that night vs. Minnesota...At time of recall, led Amerks in scoring (9+14) in 23 games...Named October's American Hockey League Rookie of the Month after scoring four goals and six assists in six games...Recorded first pro point/assist on GWG in 2-1 Rochester victory over Hamilton (10/10)...Scored first pro goal, the GWG, in 3-1 win over Toronto (10/24)...Also had assist in that game for first multi-point night as pro...**2004 Playoffs:** Scored third goal of series vs. Milwaukee (5/26)...Netted PPG vs. Milwaukee (5/22)...Recorded goal in game two win







### NHL CAREER (continued):

over Milwaukee (5/20)...Recorded two assists in win over Syracuse (4/25) and two more assists in game seven win over Syracuse (5/01)...Credited with assist vs. Syracuse (4/23)...Picked up first professional playoff goal in win over Syracuse (4/28)...Scored first professional playoff point with assist @ Syracuse (4/17) ...**2002-2003:** Scored three points (1+2) in six games for Team Canada in the 2003 Under-20 World Championships...Won 59-of-82 faceoffs in helping Team Canada to silver medal...Won Stafford Memorial Trophy as most valuable player in leading Kitchener to the Memorial Cup...Named to Memorial Cup...All-Star Team Scored in 20 of the Rangers' 21 postseason games...Opened playoffs with seven-game scoring streak (3+12) and closed playoffs with 13-game streak (6+11)...Ranked second in Ontario Hockey League with 32 postseason points...Scored go-ahead goal in Game Five of OHL Finals...Finished 18th in scoring with 78 points...Finished third in voting for OHL's Most Outstanding Player award...Scored goal to lead OHL's Western Conference team to win in Hershey Cup All-Star Series. **2001-02:** Scored a team- and career-best 89 points (43+46) for Kitchener...43 goals set career high...Finished 11th in OHL scoring race...Finished seventh in OHL in goals (43) and PP goals (7)...Led team with three PPGs vs. Guelph (3/10)...Scored a goal in five-straight games (7) from 1/08 to 1/17...Member of OHL Western Conference All-Star team. **2000-01:** Scored 80-or-more points (42+39) for second-straight season at Kitchener. **1999-2000:** Recorded 34 goals and 53 assists in first season at Kitchener to lead Rangers...Ranked 10th (tie) in OHL scoring race...Named Kitchener's MVP...Selected to All-Rookie Team by Canadian Hockey League...Led OHL rookies in scoring (34+53)...Named Emms Family Award winner as OHL's Rookie of the Year...Chosen to OHL All-Rookie Team.

### Roy vs. NHL

Team	GP	G	A	TP	PIM
ANA	5	0	0	0	2
ATL	18	7	16	23	8
BOS	34	8	21	29	20
CGY	3	0	2	2	7
CAR	19	8	13	21	18
CHI	3	0	3	3	2
COL	3	1	0	1	0
COL	4	1	2	3	2
DAL	3	3	2	5	0
DET	4	1	1	2	4
EDM	3	2	2	4	4
FLA	17	3	9	12	4
LA	4	1	6	7	4
MIN	4	1	2	3	2
MON	32	9	15	24	18
NSH	3	1	3	4	2
NJ	15	2	6	8	4
NVI	17	5	5	10	6
NYR	15	2	7	9	6
OTT	30	9	14	23	18
PHI	18	8	4	12	12
PHX	4	0	3	3	0
PIT	17	3	7	10	16
SJ	4	2	2	4	0
STL	4	1	0	1	2
TB	16	9	9	18	8
TOR	34	12	10	22	20
VAN	3	0	0	0	8
WSH	18	9	7	16	16

**NHL TOTALS:** 354 108 171 279 213



### CAREER STATS

#### Regular Season

#### Playoffs

Season	Team	League	GP	G	A	TP	+/-	PIM	PP	SH	GW	GT	S	%	GP	G	A	TP	PIM
1998-99	Ontario East	OMHA	34	61	31	92	--	42	--	--	--	--	--	--	--	--	--	--	--
1999-00	Kitchener	OHL	66	34	53	87	+1	44	--	--	--	--	--	--	5	4	1	5	6
2000-01	Kitchener	OHL	65	42	39	81	-20	114	--	--	--	--	--	--	--	--	--	--	--
2001-02	Kitchener	OHL	62	43	46	89	+1	92	--	--	--	--	--	--	4	1	2	3	2
2002-03	Kitchener	OHL	49	28	50	78	+23	73	--	--	--	--	--	--	21	9	23	32	14
2003-04	Rochester	AHL	26	10	16	26	+6	20	2	0	1	--	67	14.9	16	6	8	14	18
	Buffalo	NHL	49	9	10	19	-8	12	1	0	4	0	71	12.7	--	--	--	--	--
2004-05	Rochester	AHL	67	16	45	61	-4	60	7	0	6	-	151	10.6	9	6	5	11	6
2005-06	Rochester	AHL	8	7	13	20	-4	10	7	0	--	--	--	--	--	--	--	--	--
	Buffalo	NHL	70	18	28	46	1	57	5	1	1	--	151	11.9	18	5	10	15	16
2006-07	Buffalo	NHL	75	21	42	63	37	60	6	1	3	--	130	16.2	16	2	5	7	14
2007-08	Buffalo	NHL	78	32	49	81	13	81	6	3	4	--	218	14.7	--	--	--	--	--
2008-09	Buffalo	NHL	82	28	42	70	-5	38	9	1	9	--	221	12.7	--	--	--	--	--
<b>NHL Totals</b>			354	108	171	279	38	213	27	6	21	--	791	13.7	34	7	15	22	30
<b>Buffalo Totals</b>			354	108	171	279	38	213	27	6	21	--	791	13.7	34	7	15	22	30



NO. 44

# Andrej Sekera

Name

---

Defense 2004

---

Position Acquired

---

Born June 8, 1986

---

Origin Bojnice, Slovakia

---

Signature 

---

## CAREER TRANSACTIONS:

Buffalo's third-round choice (71th overall) in the 2004 NHL Entry Draft.

## 2008-2009 REGULAR SEASON:

Games missed due to injury: 12 - ankle (1/15-2/11)... Did not play in one additional game as a healthy scratch... Multi-point games: three... Played in 100th career NHL game vs. FLA (3/25)... Set career high in games played (69), goals (3), assists (16) and points (19) ... Career-high four-game point streak began @ OTT (10/27) and came to an end @ NJ (11/3) (0+5).

## NHL CAREER:

**2007-08:** Played in 37 games with Buffalo... Recorded his first NHL point (assist) @ Florida (10/26/07)... Scored first NHL goal vs. St. Louis (11/28/07)... Scored GW OT goal vs. Boston (3/30/08)... Recorded a point in four of the last five games of the season (1+4)... Established career high with three-game scoring streak (0+3) beginning vs. Montreal (3/28/08) and ending @ Toronto (4/1/08)... In 40 games with Rochester scored 17 points (2+15)... **2006-07:** Appeared in 54 games with Rochester... Played two games for Buffalo... Made his NHL debut at Montreal (12/9)... Scored two goals and one assist at Binghamton (12/23)... **2005-06:** Won the Max Kaminsky Trophy as the OHL's most outstanding defenseman... Was an OHL first-team All Star... Recorded 13 multi-point games... Notched back to back hat tricks against Plymouth on 10/30 and Barrie on 11/2... Was the captain of Team Slovakia at the World Junior Championships in Vancouver... Scored two goals and had three assists in the tournament.



Photograph



## PHYSICAL DESCRIPTION:

Height 6 ft 0 in

---

Weight 197 lbs.

---

Shoots Left

---

## CAREER HIGHLIGHTS:

- 1, five times. Most recent: 3/6/09 vs. PHX

---

- Goals**
- 2, twice. Most recent: 4/11/09 vs. BOS

---

- Assists**
- 2, three times. Most recent: 4/11/09 vs. BOS

---



- Points**
- 4, twice. Most recent: 10/13/09 @ NYI

---

- PIM**
- 4 games, 10/27/08 vs. OTT to 11/3/08 @ NJ (0+5=5)

---

- Longest Point Streak**







Sekera vs. NHL

Team	GP	G	A	TP	PIM
ANA	2	0	0	0	0
ATL	3	0	0	0	0
BOS	12	1	4	5	2
CBY	0	0	0	0	0
CAR	7	0	1	1	4
CHI	2	0	0	0	2
COL	1	0	0	0	2
CBJ	2	0	0	0	4
DAL	0	0	0	0	0
DET	2	0	0	0	0
EDM	0	0	0	0	0
FLA	5	0	2	2	0
LA	2	0	0	0	0
MIN	1	0	1	1	0
MON	10	1	1	2	12
NSH	1	0	0	0	0
NJ	5	0	2	2	0
NYI	5	0	2	2	4
NYR	5	1	0	1	0
OTT	6	0	1	1	0
PHI	5	0	0	0	2
PHX	1	1	1	2	2
PIT	5	0	1	1	0
SJ	2	0	0	0	0
STL	2	1	0	1	0
TB	5	0	1	1	0
TOR	9	0	1	1	2
VAN	1	0	1	1	0
WSH	7	0	3	3	4
<b>NHL TOTALS</b>	<b>108</b>	<b>5</b>	<b>22</b>	<b>27</b>	<b>40</b>

CAREER STATS

Season	Team	League	Regular Season												Playoffs				
			GP	G	A	TP	+/-	PIM	PP	SH	GW	GT	S	S%	GP	G	A	TP	PIM
2001-02	Trencin Jr.	Slovak-Jr.	52	5	10	15	--	10	--	--	--	--	--	--	--	--	--	--	--
2002-03	Trencin Jr.	Slovak-Jr.	48	9	15	24	--	20	--	--	--	--	--	--	--	--	--	--	--
2003-04	Trencin	Slovakia	3	0	0	0	--	2	--	--	--	--	--	--	--	--	--	--	--
	Trencin Jr.	Slovak-Jr.	42	5	12	17	--	40	--	--	--	--	--	--	2	0	1	1	4
	Trencin U18	Svk U18	5	0	0	0	--	0	--	--	--	--	--	--	--	--	--	--	--
2004-05	Owen Sound	OHL	51	7	21	28	--	18	--	--	--	--	--	6	0	4	4	4	
2005-06	Owen Sound	OHL	51	21	34	55	--	54	--	--	--	--	--	11	5	8	13	9	
2006-07	Rochester	AHL	54	3	16	19	14	28	2	--	1	--	68	4.4	--	--	--	--	--
	Buffalo	NHL	2	0	0	0	1	2	--	--	--	--	--	--	--	--	--	--	--
2007-08	Rochester	AHL	40	2	15	17	-3	22	2	0	0	--	--	--	--	--	--	--	--
	Buffalo	NHL	37	2	6	8	5	16	0	0	1	--	28	7.1	--	--	--	--	--
2008-09	Buffalo	NHL	69	3	16	19	-11	22	1	0	1	--	84	3.6	--	--	--	--	--
	NHL Totals		108	5	22	27	-5	40	1	0	2	--	112	4.5	--	--	--	--	--
	Buffalo Totals		108	5	22	27	-5	40	1	0	2	--	112	4.5	--	--	--	--	--



NO. 21

# Drew Stafford

Name

Right Wing 2004

Position Acquired

October 30, 1985

Born

Milwaukee, Wisconsin USA

Origin

Signature

## CAREER TRANSACTIONS:

Buffalo's first-round choice (13th overall) in the 2004 NHL Entry Draft.

## 2008-2009 REGULAR SEASON:

Did not play in three games as a healthy scratch...Multi-point games: 12...Eclipsed 20-goal plateau for first time...Set career highs in games played (79), goals (20), assists (25) and points (45)...Recorded 100th career NHL point on Derek Roy's 100th career goal vs. SJ (2/13)...Scored second career hat-trick @ EDM (1/27)...Registered points in five straight starting @ TB (12/10) and ending vs. LA (12/19) (4+2).

## NHL CAREER:

2007-08: Games missed due to injury: 16; ankle (10); shoulder (3); concussion (3)...Missed two additional games as a healthy scratch...Played 100th career game vs. Ottawa (3/25/08)...Multi-point games: six...Set career highs in goals (16), assists (22), points (38) and game winning goals (5)...Appeared in a career-high 64 games...Set a new career high with his first hat trick and five points vs. Atlanta (1/18/08)...Scored six points (1+5) during a season high three-game point streak beginning @ Carolina (3/14/08) and ending @ Tampa Bay (3/19/08)...2006-07: Scored 27 points (13+14) in 41 games with Buffalo...Multi-point games: seven...Scored 44 points (22+22) in 34 games with Rochester (AHL)...Was recalled from Rochester (AHL) on nine separate occasions...Named NHL Rookie of the month for March after scoring 13 points (9+4) in 15 games, including four 2-point games...Scored first career NHL goal



Photograph



## PHYSICAL DESCRIPTION:

6 ft 2 in

Height

216 lbs.

Weight

Right

Shoots

## CAREER HIGHLIGHTS:

3, twice. Most recent: 1/27/09 @ EDM

Goals

2, 10 times. Most recent: 2/19/09 @ PHI

Assists

5, 1/18/08 vs. ATL

Points

5, two times. Most recent: 10/11/07 vs. ATL

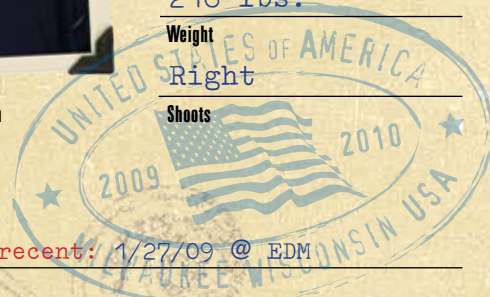
PIM

5 games, three times. Most recent: 12/10/08 vs. TB to 12/19/08 vs. LA (4+2=6)

Longest Point Streak

## NHL CAREER (continued):

on Nov. 11 @ PHI (Niittymaki)...Made NHL debut @ NY Rangers (11/05/06) and recorded his first NHL point (assist)...Stafford became just the second player in league history to pick up his first NHL point in the overtime period of his NHL debut...2007 Playoffs: Had two points (1+1) in five games vs. NYI...Scored his first playoff goal in Game 5 vs. NYI (4/20)...2005-06: Led North Dakota in scoring with 24 goals and 48 points in 42 games...Led the nation with seven short-handed goals...Was named a third-team All-American...Also named to the All-WCHA third team...Finished his three-year collegiate career with 118 points (48+70)...2004-05: Tied with Canada's Sidney Crosby for fifth in scoring with nine points (5+4) in seven games at World Junior Championships...2003-04: Fifth in team scoring as a freshman...Won a Gold Medal with Team USA at World Junior Championships with a 4-3 win over Canada...2002-03: Represented Team USA at the IIHF U-18 World Juniors Tournament in Russia and the U-18 Five Nations Tournament in the Czech Republic...Finished his final year at Shattuck-St. Mary's with 116 points (49+67)...2001-02: Scored 88 points (35+53) in 45 games his first year at Shattuck-St. Mary's.





NO. 21

Drew Stafford



Stafford vs. NHL

Team	GP	G	A	TP	PIM
ANA	3	0	0	0	2
ATL	8	4	3	7	7
BOS	16	2	5	7	8
CBY	1	1	0	1	0
CAR	9	1	3	4	10
CHI	2	1	0	1	0
COL	2	0	0	0	0
CBJ	1	0	0	0	0
DAL	2	0	4	4	6
DET	3	0	2	2	9
EDM	1	3	0	3	2
FLA	9	3	0	3	2
LA	2	2	2	4	2
MIN	2	1	1	2	0
MON	16	3	3	6	10
NSH	1	0	0	0	0
NJ	10	2	1	3	0
NYI	9	2	3	5	8
NYR	9	0	2	2	2
OTT	17	4	9	13	19
PHI	9	2	3	5	4
PHX	3	2	0	2	2
PIT	9	1	4	5	4
SJ	2	0	2	2	2
STL	1	0	0	0	0
TB	9	3	7	10	6
TOR	17	7	6	13	4
VAN	2	0	0	0	2
WSH	9	5	1	6	2
<b>NHL TOTALS</b>	<b>184</b>	<b>49</b>	<b>61</b>	<b>110</b>	<b>113</b>



CAREER STATS

Season	Team	League	Regular Season											Playoffs					
			GP	G	A	TP	+/-	PIM	PP	SH	GW	GT	S	S%	GP	G	A	TP	PIM
2001-02	Shat-St. Mary's	HS-MN	45	35	53	88	--	30	--	--	--	--	--	--	--	--	--	--	--
2002-03	Shat-St. Mary's	HS-MN	65	49	67	116	--	--	--	--	--	--	--	--	--	--	--	--	--
2003-04	North Dakota	WCHA	36	11	21	32	--	30	--	--	--	--	--	--	--	--	--	--	--
2004-05	North Dakota	WCHA	42	13	25	38	--	34	--	--	--	--	--	--	--	--	--	--	--
2005-06	North Dakota	WCHA	42	24	24	48	--	63	--	--	--	--	--	--	--	--	--	--	--
2006-07	Rochester	AHL	34	22	22	44	16	30	6	1	3	--	128	17.2	--	--	--	--	--
	Buffalo	NHL	41	13	14	27	5	33	3	0	3	--	67	19.4	10	2	2	4	4
2007-08	Buffalo	NHL	64	16	22	38	3	51	1	0	5	--	103	15.1	--	--	--	--	--
2008-09	Buffalo	NHL	79	20	25	45	3	29	9	0	0	--	183	10.9	--	--	--	--	--
<b>NHL Totals</b>			<b>184</b>	<b>49</b>	<b>61</b>	<b>110</b>	<b>11</b>	<b>113</b>	<b>13</b>	<b>0</b>	<b>8</b>	<b>--</b>	<b>353</b>	<b>13.9</b>	<b>10</b>	<b>2</b>	<b>2</b>	<b>4</b>	<b>4</b>
<b>Buffalo Totals</b>			<b>184</b>	<b>49</b>	<b>61</b>	<b>110</b>	<b>11</b>	<b>113</b>	<b>13</b>	<b>0</b>	<b>8</b>	<b>--</b>	<b>353</b>	<b>13.9</b>	<b>10</b>	<b>2</b>	<b>2</b>	<b>4</b>	<b>4</b>



NO. 10

# Henrik Tallinder

Name

Defense 1997

Position Acquired

January 10, 1979

Born

Stockholm, Sweden

Origin

Signature

## CAREER TRANSACTIONS:

Buffalo's second-round choice (48th overall) in the 1997 NHL Entry Draft.

## 2008-2009 REGULAR SEASON:

Games missed due to injury: 13; 12 - shoulder (1/27-2/19), one - ankle (10/27-10/30)... Multi-point games: one... Only goal of season was game winning goal vs. STL (11/12)... First 41 games: 38 games played, six points (1+5)... Second 41 games: 28 games played six points (0+6).

## NHL CAREER:

**2007-08:** Games missed due to injury: 11 (shoulder)... Finished the year with 18 points (1+17)... Multi-point games: two... Played 300th career game vs. Tampa Bay (2/20/08)... Set a career high with 17 assists... Had a season and career high five-game point streak in which he scored seven points (1+6) beginning @ Philadelphia (3/4/08) and ending @ Tampa Bay (3/19/08)... **2006-07:** Games missed due to injury: 35; arm (24); ankle (11)... Multi-point games: 1... Scored a career-high two goals @ OTT (2/24)... First 41 games of the season -- Five points (2+3) in 16 games... Preseason: 3 points (2+1) in 2 games... **2007 Playoffs:** Had two assists in 16 games... Tallied an assist in five games vs. NYI... Picked up an assist in Game 1 (4/25) vs. NYR... **2005-06:** Played in all 82 games... Finished with career-highs in goals (6), assists (15), and points (21)... Collected a career-high three points (0+3) vs. Tampa Bay (3/9)... Scored Buffalo's only goal in 2-1 loss vs. Florida (1/1)... Scored SH goal @ Toronto (12/29)... Had just the second two-point game of his career (1+1) @ Tampa Bay (12/23)... First goal of the season was GWG in 3-2 win @ Boston (11/19)... **2006 Playoffs:**



Photograph



## PHYSICAL DESCRIPTION:

6 ft 3 in

Height

214 lbs.

Weight

Left

Shoots

## CAREER HIGHLIGHTS:

2, 2/24/07 @ OTT

Goals

3, 3/9/06 vs. TB

Assists

3, 3/9/06 vs. TB

Points

6, 12/14/02 @ PHI

PIM

5 games: 3/4/08 @ PHI to 3/19/08 @ PHI (1+6)

Longest Point Streak

## NHL CAREER (continued):

Eight points (2+6) in 14 games... Missed remainder of playoffs after breaking his arm in Game 3 vs. Carolina (5/24)... Scored first career playoff goal along with one assist @ Ottawa (5/13)... One assist vs. Ottawa (5/10)... Was +6 in Game 6 win @ Philadelphia (5/2)... **2004-05:** Played with Linkopings in the Swedish League, collecting 16 points (6+10), 63 PIMs and +30 rating in 44 games... appeared in 10 playoff games with SC Bern in the Swiss "A" League, scoring two points (1+1) ... **2003-04:** Took season- and team-high four shots vs. N.Y. Islanders (2/21), his 100th NHL game... Scored first goal of season in win vs. Los Angeles... Goal was fourth of career... **2002-03:** Finished fourth among NHL rookies in average ice time at 19:52... Returned to Sabres' lineup @ Carolina (3/29) after missing 24 games with high ankle sprain suffered vs. St. Louis (2/11)... Had PPA @ Ottawa (1/25)... Named to Young Stars Game @ NHL All-Star Game 2/1 in Florida... Scored goal in 3-2 win @ Montreal (1/11)... Scored first NHL/Sabre goal with PPG vs. Ottawa (12/10)... Picked up first career PPA in 4-3 win vs. Washington (12/07)... Recorded first career NHL point @ Boston (11/23)... Left game in third period after re-injuring shoulder... Was first game back after missing previous seven games with a separated AC joint. **2001-02:** Made NHL/Sabre debut vs. Washington (4/12)... Appeared in Sabres' final





### NHL CAREER (continued):

two games...With Rochester: In first season with Amerks, registered 20 points (6+14) in 73 games...Tied for first in goals among Amerk defensemen...Tied for second on team with +11...Had season-high, three-game point streak (2+1) from @ Syracuse (3/06) to @ Hartford (3/09)...Netted second OT/GWG of the season in a 3-2 win @ Hartford (3/09)...Scored first goal (GWG) as an Amerk in 3-2 (OT) win @ Albany (1/12)...ecorded two assists in Amerk debut vs. Albany (10/26)...Missed first seven games of season due to injury...Assigned to Rochester (10/03)...**2002 Playoffs:** Played in two playoff games for Amerks ...Made North American playoff debut in Game One of Western Conference Qualifier @ Philadelphia Phantoms (4/09). **2000-01:** Member of Finnish League Championship TPS Turku.



### Tallinder vs. NHL

Team	GP	G	A	TP	PIM
ANA	4	0	1	1	2
ATL	20	0	7	7	16
BOS	36	2	8	10	20
CBY	4	0	1	1	6
CAR	17	0	6	6	12
CHI	5	0	0	0	2
COL	3	0	1	1	0
CBJ	4	0	0	0	2
DAL	5	0	0	0	2
DET	4	0	1	1	0
EDM	3	0	1	1	6
FLA	18	1	4	5	12
LA	3	1	0	1	4
MIN	6	0	1	1	2
MON	35	1	3	4	20
NSH	4	0	0	0	0
NJ	20	0	3	3	10
NYI	19	0	3	3	22
NYR	18	0	2	2	10
OTT	33	5	6	11	22
PHI	20	1	4	5	14
PHX	6	0	0	0	6
PIT	21	0	1	1	12
SJ	3	0	0	0	0
STL	4	1	1	2	0
TB	17	2	6	8	10
TOR	30	2	7	9	18
VAN	5	0	0	0	4
WSH	19	0	5	5	12
<b>NHL TOTALS</b>	<b>386</b>	<b>16</b>	<b>72</b>	<b>88</b>	<b>246</b>

### CAREER STATS

Season	Team	League	Regular Season												Playoffs					
			GP	G	A	TP	+/-	PIM	PP	SH	GW	GT	S	S%	GP	G	A	TP	PIM	
1996-97	AIK Solna	Sweden Jr	40	4	13	17	--	55	--	--	--	--	--	--	--	--	--	--	--	--
	AIK Solna	Sweden	1	0	0	0	--	0	--	--	--	--	--	--	--	--	--	--	--	--
1997-98	AIK Solna	Sweden	34	0	0	0	--	26	--	--	--	--	--	--	--	--	--	--	--	--
1998-99	AIK Solna	Sweden	36	0	0	0	--	26	--	--	--	--	--	--	--	--	--	--	--	--
1999-00	AIK Solna	Sweden	50	0	2	2	--	59	--	--	--	--	--	--	--	--	--	--	--	--
2000-01	TPS Turku	Finland	56	5	9	14	--	62	--	--	--	--	--	--	10	2	1	3	8	
2001-02	Rochester	AHL	73	6	14	20	11	26	1	0	2	1	93	6.5	2	0	0	0	0	
	Buffalo	NHL	2	0	0	0	0	0	0	0	0	--	4	0.0	--	--	--	--	--	
2002-03	Buffalo	NHL	46	3	10	13	-3	28	1	0	0	--	37	8.1	--	--	--	--	--	
2003-04	Buffalo	NHL	72	1	9	10	5	26	0	0	0	--	63	1.6	--	--	--	--	--	
2004-05	Linkopings HC	Sweden	44	6	10	16	30	63	--	--	--	--	95	6.3	--	--	--	--	--	
2004-05	SC Bern	Swiss	--	--	--	--	--	--	--	--	--	--	--	--	10	1	1	2	4	
2005-06	Buffalo	NHL	82	6	15	21	10	74	0	1	1	--	79	7.6	14	2	6	8	16	
2006-07	Buffalo	NHL	47	4	10	14	19	34	0	0	0	--	34	11.8	16	0	2	2	10	
2007-08	Buffalo	NHL	71	1	17	18	5	48	0	0	0	--	70	1.4	--	--	--	--	--	
2008-09	Buffalo	NHL	66	1	11	12	-2	36	0	0	1	--	35	2.9	--	--	--	--	--	
<b>NHL Totals</b>			<b>386</b>	<b>16</b>	<b>72</b>	<b>88</b>	<b>33</b>	<b>246</b>	<b>1</b>	<b>1</b>	<b>2</b>	<b>0</b>	<b>322</b>	<b>5.0</b>	<b>30</b>	<b>2</b>	<b>8</b>	<b>10</b>	<b>26</b>	
<b>Buffalo Totals</b>			<b>386</b>	<b>16</b>	<b>72</b>	<b>88</b>	<b>33</b>	<b>246</b>	<b>1</b>	<b>1</b>	<b>2</b>	<b>0</b>	<b>322</b>	<b>5.0</b>	<b>30</b>	<b>2</b>	<b>8</b>	<b>10</b>	<b>26</b>	





NO. 26

# Thomas Vanek

Name

---

Left Wing                      2003

---

Position                      Acquired

---

January 19, 1984

---

Born

---

Graz, Austria

---

Origin

Signature



## CAREER TRANSACTIONS:

Buffalo's first-round choice (5th overall) in the 2003 NHL Entry Draft.

## 2008-2009 REGULAR SEASON:

Games missed due to injury: Nine - jaw (2/11-3/4)... Multi-point games: 17... League leader with 20 power play goals... Scored 200th career point (goal) @ NYR (10/15)... Recorded 100th career NHL assist @ TOR (1/1)... Played in 300th career NHL game vs. MTL (3/4)... Appeared in first NHL All-Star game... Named NHL First Star of the Week for the period of 10/13-10/19... Named NHL Third Star of the Week for the period of 12/8-12/14... Led Sabres in goal scoring for third-straight season... Scored 30 goals for third-straight season... Scored the fifth hat trick of his career vs. TOR (2/4), the hat trick was his fourth-straight natural hat trick, he is the first to reach that milestone since 1924-25.

## NHL CAREER:

**2007-08:** Played in all 82 games and finished the year with 64 points (36+28)... Multi-point games: 16... Finished with over 30 goals for the second straight season... Finished the year 13th in the league in goal scoring... Set a career high with four hat tricks on the season, three were natural hat tricks... Scored his 100th career goal vs. Toronto (3/21/08)... Scored five goals during an eight point (5+3), five game scoring streak that began @ NY Rangers (2/16/08) and ended vs. NY Rangers (2/23/08)... Scored 32 points (20+12) in the 34 games following the All-Star break... **2006-07:** Set new career highs in goals (43), assists (41) and points (84)... Led the NHL in plus/minus with +47... Named to the NHL Second All-Star Team at LW... First Sabre to score 40+ goals since Miro Satan in 1998-99... Had eight points (6+2) during a career-high six-game point streak from Nov. 5-17... Scored goals in three consecutive games three times... Also had one four-game streak... Had career-high four points (2+2) vs. Philadelphia (10/17)... First 41 games of the season -- 43 points (22+21) in



Photograph



## PHYSICAL DESCRIPTION:

6 ft 2 in

---

Height

---

208 lbs.

---

Weight

---

Right

---

Shoots

## CAREER HIGHLIGHTS:

3, five times. **Most recent:** 2/4/09 vs. TOR

### Goals

2, 19 times. **Most recent:** 1/27/09 @ EDM

### Assists

4, twice. **Most recent:** 2/4/09 vs. TOR

### Points

4, nine times. 1/3/09 @ BOS

### PIM

6 games, twice. **Most recent:** 1/17/09 vs. CAR to 1/31/09 @ PHX (2+7+9)

### Longest Point Streak

## NHL CAREER (continued):

41 games... Multi-point games: 23... **2007 Playoffs:** Had career-high 10 points (6+4) in 16 games... Had four points (2+2) in five games vs. NYI... Assisted on Afinogenov's GWG in Game 5 vs. NYI (4/20). Had three goals in six games vs. NYR... Scored two goals including the GWG in Game 1 vs. NYR (4/25)... Picked up another GWG in Game 2 vs. NYR (4/27)... Picked up three points (1+2) in five games vs. OTT... **2005-06:** Appeared in 81 games... Recorded 48 points (25+23) in his rookie year... Ranked seventh among all NHL rookies in points... Had two goals and one assist vs. Boston (3/12)... Scored two goals, including GWG, vs. Florida (2/11)... Scored game-deciding goal in shootout vs. Ottawa (2/4)... Had two goals @ Toronto (1/26)... Scored GWG vs. Atlanta (12/30)... Scored GWG and one assist vs. NY Islanders (12/26)... Scored penalty shot goal vs. Anaheim (12/8)... Scored twice, including his first career NHL goal, and added one assist vs. Carolina (11/9)... Assisted on Fitzpatrick's GWG vs. NY Rangers (10/22)... Had two assists and scored in shootout @ Tampa (10/13)... Picked up first NHL point in his first NHL game vs. NY Islanders (10/5)... **2006 Playoffs:** Two points (2+0) in 10 games... Scored goal @ Carolina (5/22)... Scored first NHL play-off goal vs. Philadelphia (4/28)... **2004-05:** Was named to the AHL All-Rookie Team... Finished his first professional season with the Rochester Americans (AHL) with 68 points (42+26)... His 42 goals tied the Amerks' franchise record for most goal by a rookie... Vanek led the AHL in power-play goals with 25... Finished second in the AHL in goal-scoring (42)... Earned Reebok AHL Rookie of the Month honors for






### NHL CAREER (continued):

April, after collecting 13 points (11+2) in nine games...Named the CCM/Vector Player of the Week on April 17th...Finished the regular season with a four-game point streak (7+2)...Registered three power-play goals against Syracuse on 4/16... Scored two goals @ St. John's on 4/11...Scored two goals against St. John's on 4/3...Registered his first career hat-trick against Syracuse on 3/13...Scored two goals @ Manitoba on 3/6...Had an eight game point streak (8+6) from 3/5 to 3/20... Scored two goals against @ St. John's on 2/19...Had a seven-game point streak (3+5) from 1/25 to 2/4...Picked up two goals @ Syracuse on 12/18...Was named CMM Vector/AHL Player of the Week on 11/28...Scored two goals against Cincinnati on 11/5...Scored his first professional goal on 11/29 against Manitoba...**2003-04:** Appeared in 38 games for Minnesota, earning JOFA/AHCA All-America honors... Named All-WCHA Second Team...Missed four games in February with shoulder injury... Led team in points (26+25), goals and penalties...Became 73rd player in history of Minnesota hockey to reach 100-point mark... Two-time WCHA Offensive Player of the Week...Led team with 16 multi-point games and six multi-goal games...Had seven games with three-or-more points...Scored at least one point in 12-straight postseason games...Ranked fourth on team in power-play points with 18 (6+12)...Recorded third three-assist game of career Wisconsin (1/30)...Scored 12 of 24 goals in the second period. **2002-03:** Led nation's rookies with 62 points (31+31) in 45 games...Most points by a Golden Gopher freshman since Aaron Broten had 72 in 1979-80...Named team MVP, received Frank Pond Rookie of the year award, awarded Tom Mohr playoff MVP...Named WCHA Rookie of the Year...Two-time WCHA Rookie of the Week...Named Frozen Four Most Outstanding Player after recording two game-winners and four points... NCAA West Regional MVP...U of M Scholar-Athlete...First European to play at Minnesota...Graduate of Sioux Falls (S.D.) O'Gorman High School... **2001-02:** Played final year with Sioux Falls (USHL)...Led league with 91 points (46+45) in 53 games... Tied for third in the league with 11 PPGs...Collected four hat tricks...**2000-01:** Finished his second season with Sioux Falls (USHL) with 29 points (19+10)...**1999-2000:** Played in 35 games for Sioux Falls (USHL)...Finished rookie season with 33 points (15+18).

### Vanek vs. NHL

Team	GP	G	A	TP	PIM
ANA	3	1	0	1	0
ATL	16	13	6	19	20
BOS	30	18	18	36	20
CBY	3	1	1	2	4
CAR	14	7	5	12	12
CHI	3	1	2	3	0
COL	3	0	1	1	0
CBJ	3	0	0	0	4
DAL	3	1	2	3	2
DET	4	1	1	2	0
EDM	3	1	4	5	2
FLA	16	11	3	14	14
LA	3	1	1	2	2
MIN	3	2	1	3	2
MON	30	10	12	22	20
NSH	3	0	3	3	0
NJ	16	3	1	4	12
NYI	15	5	5	10	18
NYR	15	7	6	13	10
OTT	29	11	11	22	18
PHI	15	5	4	9	10
PHX	4	0	2	2	2
PIT	16	6	2	8	16
SJ	2	1	0	1	0
STL	3	0	0	0	0
TB	16	15	5	20	4
TOR	28	16	12	28	20
VAN	3	1	3	4	0
WSH	16	6	5	11	8
<b>NHL TOTALS</b>	<b>318</b>	<b>144</b>	<b>116</b>	<b>260</b>	<b>220</b>



### CAREER STATS

Season	Team	League	Regular Season												Playoffs				
			GP	G	A	TP	+/-	PIM	PP	SH	GW	GT	S	S%	GP	G	A	TP	PIM
99-2000	Sioux Falls	USHL	35	15	18	33	--	12	--	--	--	--	--	--	--	--	--	--	--
2000-01	Sioux Falls	USHL	20	19	10	29	--	15	--	--	--	--	--	--	--	--	--	--	--
	Austria	WJC	7	5	5	10	--	--	--	--	--	--	--	--	--	--	--	--	--
2001-02	Sioux Falls	USHL	53	46	45	91	--	91	--	--	--	--	--	--	--	--	--	--	--
	Austria	WJC 20B	5	5	6	11	5	2	--	--	--	--	--	--	--	--	--	--	--
2002-03	Minnesota	WCHA	45	31	31	62	--	60	7	--	5	--	--	--	--	--	--	--	--
	Austria	WJC 20B	5	9	4	13	5	10	--	--	--	--	--	--	--	--	--	--	--
2003-04	Minnesota	WCHA	38	26	25	51	--	72	6	1	3	0	171	15.2	--	--	--	--	--
	Austria	WJC 20A	6	3	1	4	-8	11	--	--	--	--	--	--	--	--	--	--	--
	Austria	World Ch.	6	2	5	7	2	0	--	--	--	--	18	11.1	--	--	--	--	--
2004-05	Rochester	AHL	74	42	26	68	+2	62	25	0	6	--	271	15.5	5	2	3	5	10
2005-06	Buffalo	NHL	81	25	23	48	-11	72	11	0	4	--	204	12.3	10	2	0	2	6
2006-07	Buffalo	NHL	82	43	41	84	47	72	15	0	5	1	237	18.1	16	6	4	10	10
2007-08	Buffalo	NHL	82	36	28	64	-5	64	19	0	9	--	240	15.0	--	--	--	--	--
2008-09	Buffalo	NHL	73	40	24	64	-1	44	20	2	5	--	211	19.0	--	--	--	--	--
<b>NHL Totals</b>			<b>318</b>	<b>144</b>	<b>116</b>	<b>260</b>	<b>30</b>	<b>220</b>	<b>65</b>	<b>2</b>	<b>23</b>	<b>1</b>	<b>892</b>	<b>16.1</b>	<b>26</b>	<b>8</b>	<b>4</b>	<b>12</b>	<b>16</b>
<b>Buffalo Totals</b>			<b>318</b>	<b>144</b>	<b>116</b>	<b>260</b>	<b>30</b>	<b>220</b>	<b>65</b>	<b>2</b>	<b>23</b>	<b>1</b>	<b>892</b>	<b>16.1</b>	<b>26</b>	<b>8</b>	<b>4</b>	<b>12</b>	<b>16</b>





Player: **T.J. Brennan**

Position: DEFENSE Born: April 3, 1989, Willingboro, New Jersey

Height: 6 ft 0 in Weight: 208 lbs Shoots: Left

Last Amateur Club: Montreal (QMJHL)

Transactions: Buffalo's first-round choice (31st overall) in 2007 NHL Entry Draft.

Career: 2008-2009: Registered 12 points (4+8) in 10 playoff games... 2007-08: Recorded 92 penalty minutes in 65 games with St. John's (QMJHL).

### CAREER STATS

Season	Team	League	Regular Season											Playoffs						
			GP	G	A	TP	+/-	PIM	PP	SH	GW	GT	S	S%	GP	G	A	TP	PIM	
2005-06	Little Flyers	AtJHL	42	9	23	32	--	--	--	--	--	--	--	--	--	--	--	--	--	--
2006-07	Saint John	QMJHL	68	16	25	41	-8	79	6	0	2	0	144	11.1	4	1	1	2	4	
2007-08	St. John's	QMJHL	65	16	25	41	-15	92	9	1	3	0	204	7.8	6	2	4	6	12	
2008-09	Montreal	QMJHL	59	5	29	34	-1	63	1	0	2	0	122	4.1	10	4	8	12	34	



Player: **Paul Byron**

Position: CENTER Born: April 27, 1989, Ottawa, Ontario

Height: 5 ft 8 in Weight: 147 lbs Shoots: Left

Last Amateur Club: Gatineau (QMJHL)

Transactions: Buffalo's sixth-round choice (179th overall) in 2007 NHL Entry Draft.

Career: 2008-2009: Second team QMJHL All-Star... Named offensive player of the month for January (15gp, 15+13=28pts, diff. +17, 2gwg)... 2007-08: Top goal-scorer with 21 goals during the 2008 QMJHL playoffs... Registered a six point game (4+2) against the Rouyn-Noranda Huskies, on May 6, 2008.

### CAREER STATS

Season	Team	League	Regular Season											Playoffs					
			GP	G	A	TP	+/-	PIM	PP	SH	GW	GT	S	S%	GP	G	A	TP	PIM
2005-06	Ottawa West	OJHL-B	33	20	23	43	--	33	--	--	--	--	--	--	7	3	8	11	4
2006-07	Gatineau	QMJHL	68	21	23	44	7	46	6	2	5	0	84	25.0	5	5	1	6	2
2007-08	Gatineau	QMJHL	52	37	31	68	29	25	7	0	5	0	170	21.8	19	21	11	32	12
2008-09	Gatineau	QMJHL	64	33	66	99	28	32	12	2	3	0	159	20.8	10	2	14	16	4



Player: **Jeff Cowan**

Position: LEFT WING Born: September 27, 1976, Scarborough, Ontario

Height: 6 ft 2 in Weight: 205 lbs Shoots: Left

Last Amateur Club: Barrie (OHL)

Transactions: Signed as a free agent August 20, 2009.

Career: 2008-2009: Collected 15 points (5+10) and 94 penalty minutes in 71 games with Peoria (AHL)... 2007-08: Recorded 110 penalty minutes... 2006-07: Posted career high in penalty minutes (125)... 2005-06: Registered nine points in 46 games with Los Angeles... 2003-04: Career high in points 27 (9+15) with Atlanta and (2+1) with Los Angeles... 2002-03: Career high in penalty minutes (115) with Atlanta... 2000-01: Tied career-high in goals (9)... 1999-00: Made his NHL debut with Calgary.





Player: **Jeff Cowan**

**CAREER STATS**

Season	Team	League	Regular Season													Playoffs					
			GP	G	A	TP	+/-	PIM	PP	SH	GW	GT	S	S%	GP	G	A	TP	PIM		
1993-94	Guelph	OHL	17	1	0	1	--	5	--	--	--	--	--	--	--	--	--	--	--	--	
1994-95	Guelph	OHL	51	10	7	17	--	14	--	--	--	--	--	--	--	--	14	1	1	2	0
1995-96	Barrie	OHL	66	38	14	52	--	29	--	--	--	--	--	--	--	--	5	1	2	3	6
1996-97	Saint John	AHL	22	5	5	10	--	8	--	--	--	--	--	--	--	--	--	--	--	--	--
	Roanoke	ECHL	47	21	13	34	--	42	--	--	--	--	--	--	--	--	--	--	--	--	--
1997-98	Saint John	AHL	69	15	13	28	9	23	5	0	7	--	117	12.8	--	--	13	4	1	5	14
1998-99	Saint John	AHL	71	7	12	19	-18	117	0	0	3	--	129	5.4	--	--	4	0	1	1	10
1999-00	Calgary	NHL	13	4	1	5	2	16	0	0	0	--	26	15.4	--	--	--	--	--	--	--
	Saint John	AHL	47	15	10	25	-5	77	2	2	1	--	121	12.4	--	--	--	--	--	--	--
2000-01	Calgary	NHL	51	9	4	13	-8	74	2	0	1	--	48	18.8	--	--	--	--	--	--	--
2001-02	Calgary	NHL	19	1	0	1	-3	40	0	0	1	--	13	7.7	--	--	--	--	--	--	--
	Atlanta	NHL	38	4	1	5	-11	50	0	0	1	--	51	7.8	--	--	--	--	--	--	--
2002-03	Atlanta	NHL	66	3	5	8	-15	115	0	0	0	--	52	5.8	--	--	--	--	--	--	--
2003-04	Atlanta	NHL	58	9	15	24	2	68	1	0	1	--	74	12.2	--	--	--	--	--	--	--
	Los Angeles	NHL	13	2	1	3	-1	24	1	0	0	--	15	13.3	--	--	--	--	--	--	--
2005-06	Los Angeles	NHL	46	8	1	9	-8	73	0	0	0	--	53	15.1	--	--	--	--	--	--	--
2006-07	Los Angeles	NHL	21	0	2	2	-1	32	0	0	0	--	28	0.0	--	--	--	--	--	--	--
	Vancouver	NHL	42	7	3	10	4	93	0	1	0	--	46	15.2	10	2	0	2	2	22	--
2007-08	Vancouver	NHL	46	0	1	1	-5	110	0	0	0	--	35	0.0	--	--	--	--	--	--	--
2008-09	Peoria	AHL	71	5	10	15	-11	94	1	0	0	--	86	5.8	7	1	1	2	0	--	--
NHL Totals			413	47	34	81	-44	695	4	1	4	--	441	10.7	10	2	0	0	22	--	--



Player: **Joe DiPenta**

Position: DEFENSE Born: February 25, 1979, Barrie, Ontario

Height: 6 ft 2 in Weight: 199 lbs Shoots: Left

Last Amateur Club: Boston University (NCAA- Hockey East)

Transactions: Signed as a free agent July 11, 2009.

**Career:** 2008-2009: Recorded 71 penalty minutes in 47 games with Frolunda (Sweden)... 2007-08: Posted five points in 23 games with Anaheim (1+4)... 2006-07: Appeared in 16 postseason contests with Anaheim...Recorded a playoff-high 13:39 TOI on Apr. 27 vs. VAN...Was a plus or even rating in 14 of his 16 postseason appearances... 2005-06: Collected eight points (2+6) with 46 penalty minutes and a plus/minus of +8 in 72 games...2004-05: Played 73 games with Manitoba (AHL), recording 12 points (2+10) with 48 penalty minutes...in 14 playoff games, scored two points (0+2)...2003-04: Split the season between Chicago (AHL) and Cincinnati (AHL)...appeared in 73 games with Chicago...played 10 playoff games with Chicago scoring one goal with 13 penalty minutes...2002-03: Made his NHL debut with Atlanta, playing three games and scoring two points (1+1)...spent the majority of the season with Chicago (AHL), recording 19 points (2+17) with 107 penalty minutes in 76 games...2001-02: Played for both Philadelphia (AHL) and Chicago (AHL)...with Philadelphia, played in 61 games collecting 6 points (2+4) with 71 penalty minutes...played 15 games with Chicago, scoring two points (0+2) with 15 penalty minutes...in 25 play-off games with Chicago, recorded four points (1+3) with 22 penalty minutes...2000-2001: Made his professional debut with Philadelphia (AHL) in 2000-01, scoring eight points (3+5) with 65 penalty minutes in 71 games...in 10 playoff games, scored three points (1+2) with 15 penalty minutes.

**CAREER STATS**

Season	Team	League	Regular Season													Playoffs					
			GP	G	A	TP	+/-	PIM	PP	SH	GW	GT	S	S%	GP	G	A	TP	PIM		
1996-97	Smiths Falls	CJHL	54	13	22	35	--	92	--	--	--	--	--	--	--	--	--	--	--	--	--
1997-98	Boston U.	H-East	38	2	16	18	--	50	--	--	--	--	--	--	--	--	--	--	--	--	--
1998-99	Boston U.	H-East	36	2	15	17	--	72	--	--	--	--	--	--	--	--	--	--	--	--	--
1999-00	Halifax	QMJHL	63	13	43	56	32	83	--	--	--	--	--	--	--	10	3	4	7	26	--





Player: **Joe DiPenta**

**CAREER STATS**

Season	Team	League	Regular Season												Playoffs				
			GP	G	A	TP	+/-	PIM	PP	SH	GW	GT	S	%	GP	G	A	TP	PIM
2000-01	Philadelphia	AHL	71	3	5	8	-10	65	--	--	--	--	--	--	10	1	2	3	15
2001-02	Philadelphia	AHL	61	2	4	6	7	71	--	--	--	--	--	--	--	--	--	--	--
	Chicago	AHL	15	0	2	2	-1	15	--	--	--	--	--	25	1	3	4	22	
2002-03	Atlanta	NHL	3	1	1	2	3	0	0	0	0	0	2	50.0	--	--	--	--	--
	Chicago	AHL	76	2	17	19	22	107	--	--	--	--	--	9	0	1	1	7	
2003-04	Chicago	AHL	73	0	6	6	1	105	--	--	--	--	--	10	1	0	1	13	
2004-05	Manitoba	AHL	73	2	10	12	18	48	--	--	--	--	--	14	0	5	5	2	
2005-06	Anaheim	NHL	72	2	6	8	8	46	0	0	0	0	27	7.4	16	0	0	0	13
2006-07	Anaheim	NHL	76	2	6	8	1	48	0	0	1	0	33	6.1	16	0	0	0	4
2007-08	Anaheim	NHL	23	1	4	5	3	16	0	0	0	0	5	20.0	--	--	--	--	--
2008-09	Frolunda	Sweden	47	1	5	6	--	71	--	--	--	--	--	--	11	0	1	1	12
NHL Totals			174	6	17	23	15	110	0	0	1	0	67	9.0	32	0	0	0	17



Player: **Jhonas Enroth**

Position: GOALTENDER Born: June 25, 1988, Stockholm, Sweden

Height: 5 ft 10 in Weight: 166 lbs Catches: Left

Last Amateur Club: Sodertalje (Sweden)

Transactions: Buffalo's second-round choice (46th overall) in the 2006 NHL Entry Draft.

**Career: 2008-2009:** Recalled by Buffalo on 2/24/09...did not see any game action...First career start 10/19/08 vs. Providence Bruins, finished with 26 saves on 29 shots in a 4-1 loss...First career win 10/25/08 vs. Wilkes-Barre/Scranton Penguins, finished with 33 saves on 37 shots...First career shutout 10/31/08 at Norfolk Admirals, finished with 29 saves... Extended his shutout streak into 11/1/08 game at Norfolk, it ended at 85:33, picked up the win in a 5-3 game with 35 saves...Six game winning streak 10/25/08 to 11/14/08... **2007-08:** Finalist for rookie of the year after leading all goaltenders with a 2.13 GAA...Led Sweden to a silver medal at the World Junior Championships posting a 4-1 record and a 2.33 GAA.

**CAREER STATS**

Season	Team	League	Regular Season							Playoffs					
			GP	MIN	GA	SO	AVG.	W-L-T	GP	MIN	GA	SO	AVG.	W-L	
2003-04	Huddinge U18	Swe-U18	6	324	15	0	2.77	--	--	--	--	--	--	--	
2004-05	Huddinge Jr.	Swe-Jr.	19	1144	49	3	2.57	--	3	186	6	1	1.93	--	
	Huddinge U18	Swe-U18	2	125	5	0	2.40	--	--	--	--	--	--	--	
	Huddinge	Swe-2	2	51	6	0	6.95	--	--	--	--	--	--	--	
	Sweden	U18-WJC	3	--	7	--	1.70	--	--	--	--	--	--	--	
2005-06	Sodertalje Jr.	Swe-Jr.	39	2378	86	1	2.17	--	4	243	9	0	2.22	--	
	Sodertalje U18	Swe-U18	2	120	5	0	2.50	--	--	--	--	--	--	--	
	Sweden	U18-WJC	5	--	6	--	1.81	--	--	--	--	--	--	--	
2006-07	Sodertalje	Swe-2	24	1938	57	3	1.76	20-2-2	--	--	--	--	--	--	
	Sodertalje Jr.	Swe-Jr.	3	180	4	0	1.33	2-1	--	--	--	--	--	--	
	Sweden	WJC	3	180	7	--	2.91	2-1	--	--	--	--	--	--	
2007-08	Sodertalje	SEL	27	1578	56	2	2.13	10-14-3	--	--	--	--	--	--	
	Sodertalje Jr.	Swe-Jr.	1	59	4	0	4.05	0-1-0	--	--	--	--	--	--	
	Sweden	WJC	5	302	12	0	2.33	4-1	--	--	--	--	--	--	
2008-09	Portland	AHL	58	3424	157	3	2.75	26-23-6	5	264	10	1	2.77	1-4	





**Player:** Matt Generous

**Position:** DEFENSE **Born:** May 4, 1985, Methuen, Massachusetts

**Height:** 6 ft 3 in **Weight:** 208 lbs **Shoots:** Right

**Last Amateur Club:** St. Lawrence (NCAA-ECAC)

**Transactions:** Buffalo's eighth-round choice (208th overall) in 2005 NHL Entry Draft.

**Career: 2008-2009:** Made professional debut with Portland (AHL) 4/15/09...Named the ECAC's Outstanding Defensive Defenseman...Had 15 points (7+8) and a plus/minus of +8 in 33 games in his senior year...Finished his four-year college career with 56 points (18+38) in 139 games, and was a four-time member of the ECAC All-Academic Team.

**CAREER STATS**

Season	Team	League	Regular Season												Playoffs				
			GP	G	A	TP	+/-	PIM	PP	SH	GW	GT	S	S%	GP	G	A	TP	PIM
2003-04	N.E. Jr. Falcons	EJHL	43	6	9	15	--	134	--	--	--	--	--	--	--	--	--	--	--
2004-05	N.E. Jr. Falcons	EJHL	49	8	16	24	--	105	--	--	--	--	--	--	--	--	--	--	--
2005-06	St. Lawrence	ECAC	34	4	11	15	--	34	--	--	--	--	--	--	--	--	--	--	--
2006-07	St. Lawrence	ECAC	37	3	6	9	--	34	--	--	--	--	--	--	--	--	--	--	--
2007-08	St. Lawrence	ECAC	33	3	12	15	--	31	--	--	--	--	--	--	--	--	--	--	--
2008-09	St. Lawrence	ECAC	35	8	9	17	14	34	1	0	1	0	59	14.0	--	--	--	--	--
	Portland	AHL	4	1	0	1	1	13	--	--	--	--	8	12.5	4	0	0	0	0



**Player:** Nathan Gerbe

**Position:** CENTER **Born:** July 24, 1987, Oxford, Michigan

**Height:** 5 ft 6 in **Weight:** 173 lbs **Shoots:** Left

**Last Amateur Club:** Boston College (NCAA-Hockey East)

**Transactions:** Buffalo's fifth-round choice (142nd overall) in the 2005 NHL Entry Draft.

**Career: 2008-2009:** Recalled by Buffalo on 12/06/08...Recorded first NHL assist against New Jersey 12/13/08... Recalled by Buffalo for a second time on 2/11/09...Dudley "Red" Garrett Memorial Award Winner (AHL- Rookie of the Year)...AHL All- Rookie Team...Registered first professional point :50 into season opening 6-3 win over Manchester Monarchs 10/11/08...Scored first professional goal 10/18/08 at Springfield Falcons, finished game with two goals including the game winner...First career hat trick 11/5/08 at Worcester...**2007-08:** Scored eight points (5+3) in two games as he led Boston College to their first NCAA title since 2001...Had a hand in every goal in BC's 4-1 win over Notre Dame in the National Title game... Led the nation in scoring with 68 points (35+33)...Hobey Baker finalist...USA Hockey National College Player of the Year... All Hockey East First-Team...Hockey East MVP...Hockey East Tournament MVP...**2006-07:** Named to All Tournament Team at Frozen Four.

**CAREER STATS**

Season	Team	League	Regular Season												Playoffs				
			GP	G	A	TP	+/-	PIM	PP	SH	GW	GT	S	S%	GP	G	A	TP	PIM
2002-03	River City	NAHL	25	3	3	6	--	49	--	--	--	--	--	--	7	1	1	2	2
2003-04	USNTDP	U-17	32	14	12	26	--	66	--	--	--	--	--	--	--	--	--	--	--
	USNTDP	NAHL	26	11	7	18	--	87	--	--	--	--	--	--	--	--	--	--	--
2004-05	USNTDP	U-18	26	6	11	17	--	48	--	--	--	--	--	--	--	--	--	--	--
	USNTDP	NAHL	12	7	5	12	--	25	--	--	--	--	--	--	--	--	--	--	--
2005-06	Boston College	Hockey East	39	11	7	18	--	75	2	1	--	--	97	11.3	--	--	--	--	--
2006-07	Boston College	Hockey East	41	25	22	47	--	76	9	4	--	--	140	17.9	--	--	--	--	--
2007-08	Boston College	Hockey East	43	35	33	68	--	65	11	4	--	--	243	14.4	--	--	--	--	--
2008-09	Buffalo	NHL	10	0	1	1	3	4	0	0	0	0	24	0.0	--	--	--	--	--
	Portland	AHL	57	30	26	56	2	63	13	0	4	0	236	12.7	5	0	0	0	4
	NHL Totals		10	0	1	1	3	4	0	0	0	0	24	0.0	--	--	--	--	--
	Buffalo Totals		10	0	1	1	3	4	0	0	0	0	24	0.0	--	--	--	--	--





Player: **Philip Gogulla**

Position: RIGHT WING Born: July 31, 1987, Düsseldorf, Germany

Height: 6 ft 2 in Weight: 182 lbs Shoots: Left

Last Amateur Club: Köln (Germany)

Transactions: Buffalo's second-round choice (48th overall) in the 2005 NHL Entry Draft.

Career: 2008-2009: Posted career high in penalty minutes (58)... 2007-08: Career high in games played (51)... Recorded 12 points in the German Elite league playoffs (3+9).

**CAREER STATS**

Season	Team	League	Regular Season												Playoffs				
			GP	G	A	TP	+/-	PIM	PP	SH	GW	GT	S	S%	GP	G	A	TP	PIM
2002-03	Krefeld Jr.	Ger-Jr.	32	11	23	34	--	42	--	--	--	--	--	--	2	0	0	0	
2003-04	Krefeld Jr.	Ger-Jr.	35	35	44	79	--	22	--	--	--	--	--	--	2	0	2	2	27
2004-05	Essen	German-2	3	0	0	0	--	0	--	--	--	--	--	--	--	--	--	--	--
	Köln Jr.	Ger-Jr.	7	4	5	9	--	18	--	--	--	--	--	--	--	--	--	--	--
	Köln	Germany	47	1	1	2	--	14	--	--	--	--	--	--	7	0	0	0	2
2005-06	Köln	Germany	48	7	15	22	--	49	--	--	--	--	--	9	3	2	5	40	
2006-07	Köln	Germany	44	8	13	21	--	26	--	--	--	--	--	7	0	0	0	8	
2007-08	Köln	Germany	51	11	33	44	--	30	--	--	--	--	--	14	3	9	12	6	
2008-09	Köln	Germany	48	17	21	38	--	58	--	--	--	--	--	--	--	--	--	--	--



Player: **Marc-Andre Gragnani**

Position: DEFENSE Born: March 11, 1987, Montreal, Quebec

Height: 6 ft 1 in Weight: 201 lbs Shoots: Left

Last Amateur Club: Prince Edward Island (QMJHL)

Transactions: Buffalo's third-round choice (87th overall) in the 2005 NHL Entry Draft.

Career: 2008-2009: Recalled by Buffalo 1/26/09 for four games... Did not register points during call-up... Two assists vs. Manchester in 4-3 shootout win 12/9/08... Notched two assists in 4-1 win over Springfield 1/4/09... 2007-08: Called up to Buffalo for two games... Did not register any points during call-up... Scored first professional goal vs. Hamilton 10/05/07... Scored two points (0+2) in first professional game vs. Syracuse 11/05/07... Had a career-high five game point streak (1+4) from 10/28/07 to 11/9/07... 2006-07: Ranked fourth with Prince Edward (QMJHL) with 68 points (22+46).

**CAREER STATS**

Season	Team	League	Regular Season												Playoffs				
			GP	G	A	TP	+/-	PIM	PP	SH	GW	GT	S	S%	GP	G	A	TP	PIM
2003-04	PEI	QMJHL	61	2	13	15	22	42	0	0	0	0	47	4.3	11	0	0	0	4
2004-05	PEI	QMJHL	68	10	29	39	-16	48	4	1	1	0	145	6.9	--	--	--	--	--
2005-06	PEI	QMJHL	62	16	55	71	-22	75	10	0	1	0	149	10.7	6	1	4	5	14
2006-07	PEI	QMJHL	65	22	46	68	8	58	8	5	4	0	174	12.6	7	5	8	13	4
2007-08	Rochester	AHL	78	14	38	52	-24	38	6	4	--	--	161	11.5	--	--	--	--	--
	Buffalo	NHL	2	0	0	0	-2	0	6	4	--	--	1	0.0	--	--	--	--	--
2008-09	Portland	AHL	76	9	42	51	-1	59	3	1	1	0	102	8.8	5	0	2	2	4
	Buffalo	NHL	4	0	0	0	2	2	0	0	0	0	3	0.0	--	--	--	--	--
NHL Totals			6	0	0	0	0	0	6	4	0	0	4	0.0	--	--	--	--	--
Buffalo Totals			6	0	0	0	0	2	6	4	0	0	4	0.0	0	0	0	0	0





**Player:** Tim Kennedy

**Position:** LEFT WING **Born:** April 30, 1986, Buffalo, New York

**Height:** 5 ft 9 in **Weight:** 173 lbs **Shoots:** Left

**Last Amateur Club:** Michigan State (NCAA- CCHA)

**Transactions:** Traded to Buffalo by Washington for Buffalo's sixth-round choice (Mathieu Perreault) in the 2006 NHL Entry Draft, July 30, 2005.

**Career: 2008-2009:** Recalled by Buffalo 12/27/08...Did not register any points during one-game call-up...11:04 TOI...Registered first professional point: 59 into 6-3 season opening win over Manchester Monarchs 10/11/08... Scored first professional goal later in that game, finished with one goal and two assists...Nine game scoring streak 10/11/08-11/5/08, three goals and 11 assists in that stretch...**2007-2008:** Led the Spartans in scoring for the second consecutive season...Tied career best with 43 points in 42 games...Named Second-Team All-CCHA selection...**2006-2007:** Scored the game-tying goal and assisted on game winner in 2007 National Championship game against Boston College...Named to the All-Tournament Team at both the Midwest Regional and the 2007 Frozen Four... Played youth hockey in the Buffalo area, and also won gold with the Western Division in the 2002 and 2003 Empire State Games.

**CAREER STATS**

Season	Team	League	Regular Season											Playoffs					
			GP	G	A	TP	+/-	PIM	PP	SH	GW	GT	S	S%	GP	G	A	TP	PIM
2003-04	Sioux City	USHL	56	9	10	19	--	42	--	--	--	--	--	--	7	2	2	4	6
2004-05	Sioux City	USHL	54	30	31	61	--	112	--	--	--	--	--	13	6	11	17	18	
2005-06	Michigan State	CCHA	29	4	15	19	--	31	--	--	--	--	--	--	--	--	--	--	
2006-07	Michigan State	CCHA	42	18	25	43	--	49	--	--	--	--	--	--	--	--	--	--	
2007-08	Michigan State	CCHA	42	20	23	43	--	50	--	--	--	--	--	--	--	--	--	--	
2008-09	Portland	AHL	73	18	49	67	-2	51	6	0	2	0	162	11.1	5	0	1	1	2
	Buffalo	NHL	1	0	0	0	--	0	0	0	0	0	1	0	--	--	--	--	--
	NHL Totals		1	0	0	0	--	0	0	0	0	0	1	0	--	--	--	--	--
	Buffalo Totals		1	0	0	0	--	0	0	0	0	0	1	0	--	--	--	--	--



**Player:** Mike Kostka

**Position:** DEFENSE **Born:** November 28, 1985, Etobicoke, Ontario

**Height:** 6 ft 2 in **Weight:** 197 lbs **Shoots:** Right

**Last Amateur Club:** UMass-Amherst (NCAA- Hockey East)

**Transactions:** Signed as a free agent March 25, 2008.

**Career: 2008-2009:** First professional goal came in two goal effort 11/26/2008 vs. Worcester (4-3 loss)...**2007-08:** Played one game with Rochester...Served as team captain with UMass-Amherst... Led all defensemen with seven power play goals... Finished his NCAA career with 53 points (15+38) in 143 games.

**CAREER STATS**

Season	Team	League	Regular Season											Playoffs					
			GP	G	A	TP	+/-	PIM	PP	SH	GW	GT	S	S%	GP	G	A	TP	PIM
2001-02	Ajax	OPJHL	19	1	4	5	--	8	--	--	--	--	--	--	--	--	--	--	--
2002-03	Ajax	OPJHL	39	4	11	15	--	32	--	--	--	--	--	--	--	--	--	--	--
2003-04	Aurora	OPJHL	42	9	27	36	--	4	--	--	--	--	--	--	--	--	--	--	--
2004-05	UMass	Hockey East	32	1	5	6	-8	14	1	0	--	--	30	3.3	--	--	--	--	--
2005-06	UMass	Hockey East	36	2	6	8	+2	20	1	1	--	--	52	3.8	--	--	--	--	--
2006-07	UMass	Hockey East	39	3	15	18	+11	20	0	0	--	--	88	3.4	--	--	--	--	--
2007-08	UMass	Hockey East	36	9	12	21	+11	20	7	1	--	--	83	10.8	--	--	--	--	--
	Rochester	AHL	1	0	0	0	+1	2	0	0	--	--	1	0.0	--	--	--	--	--
2008-09	Portland	AHL	80	4	26	30	8	33	2	0	1	0	119	3.3	4	1	0	1	6





**Player:** Jean-Philippe Lamoureux

**Position:** GOALTENDER **Born:** August 20, 1984, Grand Forks, North Dakota

**Height:** 5 ft 10 in **Weight:** 165 lbs **Catches:** Left

**Last Amateur Club:** North Dakota (NCAA- WCHA)

**Transactions:** Signed as a free agent July 30, 2009.

**Career:** 2008-2009: League leading GAA (1.95) in the 2009 ECHL playoffs...2009 ECHL All-Star...2007-08: Led the University of North Dakota to the 2008 Frozen Four after being named Most Outstanding Player at the Midwest Regional with 38 saves in a 5-1 win over Princeton and a season-high 41 saves in a 3-2 overtime squeaker against Wisconsin... Second team all-WCHA honors...First player in conference history to start the season with four shut-outs in his first five games...Second all-time in North Dakota history with a 2.14 GAA and .920 save percentage. 2006-07: Earned all-tournament honors at both the WCHA Final Five and the NCAA West Regional, when he led the Sioux to the Frozen Four with 27 saves in a 3-2 overtime win over Minnesota in the regional final. 2005-06: Recorded the first of his 10 career shutouts with 23 saves in a 5-0 whitewash of UAA on January 7, 2006.

**CAREER STATS**

Season	Team	League	Regular Season							Playoffs					
			GP	MIN	GA	SO	AVG.	W-L-T	GP	MIN	GA	SO	AVG.	W-L	
2002-03	Lincoln	USHL	34	1967	71	4	2.16	22-7	4	228	6	0	1.58	4-0	
2003-04	Lincoln	USHL	50	2873	134	3	2.80	22-28	--	--	--	--	--	--	
2004-05	North Dakota	WCHA	17	1043	38	0	2.19	7-8-2	--	--	--	--	--	--	
2005-06	North Dakota	WCHA	13	734	32	1	2.61	5-7	--	--	--	--	--	--	
2006-07	North Dakota	WCHA	40	2184	88	3	2.42	21-12-4	--	--	--	--	--	--	
2007-08	Norht Dakota	WCHA	48	2508	73	6	1.75	27-11-4	--	--	--	--	--	--	
2008-09	Alaska	ECHL	51	3071	117	8	2.29	33-16	21	1263	41	4	1.95	15-5	



**Player:** Brad Larsen

**Position:** LEFT WING **Born:** June 28, 1977, Nakusp, British Columbia

**Height:** 6 ft 0 in **Weight:** 210 lbs **Shoots:** Left

**Last Amateur Club:** Swift Current (WHL)

**Transactions:** Signed as a free agent on September 11, 2009.

**Career:** 2008-2009: Acquired by Anaheim in off-season trade, but missed entire season with groin injury... 2005-06: Posted career highs in goals (7), assists (18) and points (25) in 62 games with Atlanta... 2001-02: Scored two points (1+1) and played in all 21 playoff games as Colorado advanced to the Western Conference Finals... **International Experience:** Won gold medals with Team Canada at 1996 and 1997 World Junior Championships

**CAREER STATS**

Season	Team	League	Regular Season													Playoffs				
			GP	G	A	TP	+/-	PIM	PP	SH	GW	GT	S	%	GP	G	A	TP	PIM	
1996-97	Swift Current	WHL	61	36	46	82	--	61	--	--	--	--	--	--	--	--	--	--	--	
1997-98	Colorado	NHL	1	0	0	0	--	0	0	0	0	0	0.0	--	--	--	--	--		
	Hershey	AHL	65	12	10	22	--	80	--	--	--	--	--	7	3	2	5	2		
1998-99	Hershey	AHL	18	3	4	7	--	11	--	--	--	--	--	5	0	1	1	6		
99-2000	Hershey	AHL	52	13	26	39	--	66	--	--	--	--	--	14	5	2	7	29		
2000-01	Colorado	NHL	9	0	0	0	--	0	0	0	0	3	0.0	--	--	--	--	--		
	Hershey	AHL	67	21	25	46	--	93	--	--	--	--	--	10	1	3	4	6		
2001-02	Colorado	NHL	50	2	7	9	4	47	1	0	0	0	38	5.3	21	1	1	2	13	
2002-03	Colorado	NHL	6	0	3	3	3	2	0	0	0	0	6	0.0	--	--	--	--	--	
	Hershey	AHL	25	3	6	9	--	25	--	--	--	--	--	4	1	1	2	8		
2003-04	Colorado	NHL	26	2	2	4	2	11	0	0	0	0	17	11.8	--	--	--	--	--	
	Hershey	AHL	21	4	13	17	--	40	--	--	--	--	--	--	--	--	--	--	--	
	Atlanta	NHL	6	0	0	0	-2	2	0	0	0	0	6	0.0	--	--	--	--	--	
2004-05	Chicago	AHL	75	26	23	49	--	112	--	--	--	--	--	18	4	7	11	22		
2005-06	Atlanta	NHL	62	7	18	25	-3	21	0	3	1	0	48	14.6	--	--	--	--	--	
	Chicago	AHL	6	1	0	1	--	8	--	--	--	--	--	--	--	--	--	--	--	
2006-07	Atlanta	NHL	72	7	6	13	-11	39	0	2	0	0	61	11.5	4	0	2	2	0	
2007-08	Atlanta	NHL	62	1	3	4	-17	12	0	0	0	0	35	2.9	--	--	--	--	--	
2008-09	Anaheim	NHL	Missed Season due to Injury																	
NHL Totals			294	19	29	48	-23	134	1	5	1	--	214	8.9	25	1	3	4	13	





Player: **Mark Mancari**

Position: RIGHT WING Born: July 11, 1985, London, Ontario

Height: 6 ft 3 in Weight: 225 lbs Shoots: Right

Last Amateur Club: Ottawa (OHL)

Transactions: Buffalo's seventh-round choice (207th overall) in the 2004 NHL Entry Draft.

**Career: 2008-2009:** Recalled by Buffalo 11/21/08... Scored first NHL goal vs. NYI 11/22/08... Scored Portland's first goal of the season :59 into opener against Manchester Monarchs 10/11/08... Finished opener with three goals and two assists... Three game point scoring streak 10/19 - 10/25/08... **2007-08:** Led Rochester in scoring... Represented Rochester at the AHL All-Star Game and set the AHL record for hardest shot at 102.8... Had a season high five-game point streak (3+3) from 3/30/08 to 4/11/08... **2006-07:** Recalled to Buffalo for three games... Recorded first NHL point (assist) @ Toronto 3/3/07... Finished third on the team with 57 points (23+34)... Had a career high six game point streak (4+5) from 1/6 to 1/19/07... **2005-06:** Recorded first professional goal 11/4/05 vs. Cleveland... Registered first professional hat trick 4/8/06... Scored first two professional points (assists) in debut on 10/21/05... **2004-05:** Ended major junior career with 158 points (76+82) and 36 playoff points (21+15) in 41 games.

### CAREER STATS

Season	Team	League	Regular Season													Playoffs				
			GP	G	A	TP	+/-	PIM	PP	SH	GW	GT	S	S%	GP	G	A	TP	PIM	
2001-02	Ottawa	OHL	34	3	3	6	--	10	--	--	--	--	--	--	2	0	1	1	0	
2002-03	Ottawa	OHL	61	8	11	19	--	20	--	--	--	--	--	11	2	1	3	2		
2003-04	Ottawa	OHL	67	29	36	65	--	56	--	--	--	--	--	7	5	3	8	11		
2004-05	Ottawa	OHL	64	36	32	68	--	86	--	--	--	--	--	21	14	10	24	24		
2005-06	Rochester	AHL	71	18	24	42	-1	80	6	0	2	--	169	10.6	--	--	--	--		
2006-07	Rochester	AHL	64	23	34	57	1	49	6	0	6	--	163	14.1	6	1	5	6	6	
	Buffalo	NHL	3	0	1	1	-1	2	0	0	0	--	1	0.0	--	--	--	--		
2007-08	Rochester	AHL	80	21	36	57	-7	78	7	0	7	--	226	10.7	--	--	--	--		
2008-09	Portland	AHL	73	29	38	67	9	61	13	2	3	0	254	11.4	5	1	2	3	2	
	Buffalo	NHL	7	1	1	2	-4	4	0	0	0	0	21	4.8	--	--	--	--		
	NHL Totals		10	1	2	3	-5	6	0	0	0	--	22	4.8	--	--	--	--		
	Buffalo Totals		10	1	2	3	-5	6	0	0	0	--	22	4.8	--	--	--	--		



Player: **Cody McCormick**

Position: CENTER Born: April 18, 1983, London, Ontario

Height: 6 ft 3 in Weight: 215 lbs Shoots: Right

Last Amateur Club: Belleville (OHL)

Transactions: Signed as a free agent August 1, 2009.

**Career: 2008-2009:** Posted NHL career-highs in assists (11) and points (12)... **2007-08:** Registered 81 hits, fourth among Avalanche forwards, and 50 penalty minutes... Appeared in his 100th NHL game on Dec. 1 at Los Angeles... Made his NHL playoff debut at Detroit on April 24... Recorded his first career playoff point (assist) and had a fighting major at Detroit on April 26... **2006-07:** Played in six games for the Avalanche before being reassigned to Albany (AHL) on Dec 7... Spent the rest of the season with the River Rats, where he recorded eight goals and eight assists in 42 games... **2005-06:** Opened the year with Lowell (AHL), but ended up spending the final five months of the season with Colorado... Recorded eight points (4+4) and 29 penalty minutes in 45 games for the Avalanche... **2004-05:** Spent the entire season with Hershey (AHL), recording five goals with six assists in 40 games... **2003-04:** Made his NHL debut Oct. 12 vs. St. Louis... Collected his first NHL point/assist Oct. 16 at Minnesota... Recorded 15 penalty minutes (fighting major and a game misconduct) Oct. 23 vs. Edmonton... Had two fighting majors on Oct. 28 vs. Calgary... Tallied his first NHL goal on Nov. 4 vs. Minnesota... **2002-03:** Unanimous choice among his teammates to be Belleville's captain for the 2002-03 season... Named to the OHL All-Star Team after leading Belleville in goals (36) and penalty minutes (166)... Named the OHL's "Eastern Conference Hardest Worker" by league coaches... **2001-02:** Was fifth on the team with 118 penalty minutes... **2000-01:** Notched 23 points and 135 penalty minutes in 66 games with Belleville... **1999-00:** Skated in 45 games and nine playoff contests in his first season with the Belleville Bulls.





Player: **Cody McCormick**

**CAREER STATS**

Season	Team	League	Regular Season											Playoffs					
			GP	G	A	TP	+/-	PIM	PP	SH	GW	GT	S	S%	GP	G	A	TP	PIM
1999-00	Belleville	OHL	45	3	4	7	--	42	--	--	--	--	--	--	9	1	0	1	10
2000-01	Belleville	OHL	66	7	16	23	--	135	--	--	--	--	--	10	1	1	2	23	
2001-02	Belleville	OHL	63	10	17	27	12	118	1	1	1	--	--	11	2	4	6	24	
2002-03	Belleville	OHL	61	36	33	69	22	166	8	3	--	--	--	7	4	7	11	11	
2003-04	Hershey	AHL	32	3	6	9	-9	60	0	1	0	--	--	--	--	--	--	--	
	Colorado	NHL	44	2	3	5	-4	73	0	0	1	--	33	6.1	--	--	--	--	
2004-05	Hershey	AHL	40	5	6	11	-8	68	2	1	1	--	--	--	--	--	--	--	
2005-06	Lowell	AHL	13	1	6	7	-2	34	--	--	--	--	--	--	--	--	--	--	
	Colorado	NHL	45	4	4	8	-1	29	0	0	1	--	43	9.3	--	--	--	--	
2006-07	Albany	AHL	42	8	8	16	-5	64	2	0	0	--	--	5	1	0	1	4	
	Colorado	NHL	6	0	1	1	1	6	0	0	0	--	--	--	--	--	--	--	
2007-08	Lake Erie	AHL	13	2	4	6	-2	16	0	0	--	--	--	--	--	--	--	--	
	Colorado	NHL	40	2	2	4	5	50	0	0	1	--	45	4.4	4	0	1	1	7
2008-09	Colorado	NHL	55	1	11	12	-5	92	0	0	0	--	66	1.5	--	--	--	--	
NHL Totals			190	9	21	30	-4	250	0	0	3	--	187	21.3	4	0	1	1	7



Player: **Dennis Persson**

Position: DEFENSE Born: June 2, 1988, Nykoping, Sweden

Height: 6 ft 1 in Weight: 192 lbs Shoots: Left

Last Amateur Club: Timra (Sweden)

Transactions: Buffalo's first-round choice (24th overall) in the 2005 NHL Entry Draft.

Career: 2008-2009: Reassigned to Portland (AHL) 3/26/09...Recorded two assists in eight games.

**CAREER STATS**

Season	Team	League	Regular Season											Playoffs					
			GP	G	A	TP	+/-	PIM	PP	SH	GW	GT	S	S%	GP	G	A	TP	PIM
2005-06	Vasteras IK	Sweden	19	0	2	2	--	6	--	--	--	--	--	--	--	--	--	--	--
2006-07	Almtuna	Sweden	3	0	0	0	--	2	--	--	--	--	--	--	--	--	--	--	--
2006-07	Nykoping	Sweden	29	4	4	8	--	38	--	--	--	--	--	--	--	--	--	--	--
	Djurgarden	SEL	9	0	0	0	--	2	--	--	--	--	--	--	--	--	--	--	--
2007-08	Djurgarden Jr.	Swe-Jr.	4	0	0	0	--	10	--	--	--	--	--	--	--	--	--	--	--
	Djurgarden	Sweden	21	0	1	1	--	6	--	--	--	--	--	--	--	--	--	--	--
	Nykoping	Sweden	21	1	3	4	--	14	--	--	--	--	--	--	--	--	--	--	--
2008-09	Timra	Sweden	46	1	5	6	--	24	--	--	--	--	--	7	0	0	0	0	
	Portland	AHL	8	0	2	2	-7	6	0	0	0	0	4	--	3	0	0	0	0





**Player:** Drew Schiestel

**Position:** DEFENSE **Born:** March 9, 1989, Hamilton, Ontario

**Height:** 6 ft 1 in **Weight:** 188 lbs **Shoots:** Right

**Last Amateur Club:** Niagara (OHL)

**Transactions:** Buffalo's second-round choice (59th overall) in the 2007 NHL Entry Draft.

**Career: 2008-2009:** Set career highs in both assists (38) and penalty minutes (75).

**CAREER STATS**

Season	Team	League	Regular Season											Playoffs						
			GP	G	A	TP	+/-	PIM	PP	SH	GW	GT	S	S%	GP	G	A	TP	PIM	
2004-05	Hamilton Reps	Minor-ON	68	21	27	46	--	--	--	--	--	--	--	--	--	--	--	--	--	--
2005-06	Mississauga	OHL	40	1	4	5	--	42	--	--	--	--	--	--	--	--	--	--	--	--
2006-07	Mississauga	OHL	66	6	15	21	--	40	--	--	--	--	--	--	5	0	6	6	2	
2007-08	Niagara	OHL	68	8	29	37	+15	40	4	0	1	0	--	--	10	1	6	7	10	
2008-09	Niagara	OHL	63	10	38	48	-29	75	4	1	2	0	--	--	12	2	6	8	14	



**Player:** Felix Schutz

**Position:** CENTER **Born:** November 3, 1987, Erding, Germany

**Height:** 5 ft 11 in **Weight:** 189 lbs **Shoots:** Left

**Last Amateur Club:** Ingolstadt (Germany)

**Transactions:** Buffalo's fourth-round choice (117th overall) in the 2006 NHL Entry Draft.

**Career: 2008-2009:** First professional point was an assist on 10/25/08 vs. Wilkes-Barre/Scranton... First professional goal 10/31/08 at Norfolk Admirals... **2007-08:** Returned to Germany after spending three seasons in the QMJHL... Recorded 25 points (12+13) for Ingolstadt of the DEL... **2006-07:** Was traded to Val-d'Or from St. John... Scored 11 points (4+7) in 18 games for St. John... Recorded 33 regular season points (15+18) in 27 games and 15 playoff points (5+10) for Val-d'Or after the trade... **2005-06:** Recorded career highs in goals (21) assists (31) and points (52) in his first season in North America... **2004-05:** Spent three seasons in the German junior league... Scored 61 points (29+32) over 64 games with Mannheim and Landshut.

**CAREER STATS**

Season	Team	League	Regular Season											Playoffs						
			GP	G	A	TP	+/-	PIM	PP	SH	GW	GT	S	S%	GP	G	A	TP	PIM	
2003-04	Mannheim Jr.	Ger-Jr.	30	22	22	44	--	12	--	--	--	--	--	--	--	--	--	--	--	--
2004-05	Landshut Cann	Ger-2	24	1	2	3	--	8	--	--	--	--	--	--	5	0	0	0	2	
	Landshut Jr.	Ger-Jr.	9	6	8	14	--	33	--	--	--	--	--	--	22	2	2	3	5	
2005-06	St. John	QMJHL	65	21	31	52	--	61	--	--	--	--	--	--	--	--	--	--	--	
2006-07	Val-d'Or	QMJHL	27	15	18	33	--	28	--	--	--	--	--	--	20	5	10	15	22	
	St. John	QMJHL	18	4	7	11	--	16	--	--	--	--	--	--	--	--	--	--	--	
2007-08	Ingolstadt	Germany	46	12	13	25	--	76	--	--	--	--	--	3	0	1	1	2		
2008-09	Portland	AHL	78	15	27	42	7	61	1	1	2	0	129	11.6	5	1	1	2	2	





**Player:** Travis Turnbull

**Position:** FORWARD **Born:** July 7, 1986, Chesterfield, Missouri

**Height:** 6 ft 0 in **Weight:** 193 lbs **Shoots:** Right

**Last Amateur Club:** Michigan State (NCAA- CCHA)

**Transactions:** Signed as a free agent April 6, 2009.

**Career: 2008-2009:** Made professional debut with Portland (AHL) 4/15/09... Set single-season high at Michigan in points (28) and assists (20); tied career high for power-play goals (3) and multi-point games (6)... Set the Michigan record for consecutive games played (166) alongside teammate Tim Miller...**2007-08:** Set career highs in goals (15), power-play goals (3), plus/minus (+17) and multi-point games (6)...Tallied first multi-goal game of career vs. Northern Michigan in CCHA Championship semifinal...Great Lakes Invitational All-Tournament team...**2006-07:** Helped Michigan to second place finish in CCHA regular season and CCHA tournament, qualified for NCAA Tournament...Great Lakes Invitational All-Tournament team...**2005-06:** Tied for second on team with three game-winning goals...Scored first career goal, the game-winner, vs. Boston College 10/14/05...Career-best four-game goal streak, 2/18-3/10/06...First career shorthanded goal at Ferris State 2/24/06.

**CAREER STATS**

Season	Team	League	Regular Season													Playoffs				
			GP	G	A	TP	+/-	PIM	PP	SH	GW	GT	S	S%	GP	G	A	TP	PIM	
2003-04	Sioux City	USHL	56	7	12	19	--	73	--	--	--	--	--	--	7	0	0	0	0	
2004-05	Sioux City	USHL	44	17	21	38	--	103	--	--	--	--	--	13	4	2	6	61		
2005-06	Michigan	CCHA	41	9	9	18	1	67	1	1	3	0	74	--	--	--	--	--		
2006-07	Michigan	CCHA	41	8	9	17	--	54	--	--	--	--	--	--	--	--	--	--		
2007-08	Michigan	CCHA	43	15	12	27	18	48	3	0	1	0	96	--	--	--	--	--		
2008-09	Michigan	CCHA	41	8	20	28	9	74	3	0	0	0	111	--	--	--	--	--		
	Portland	AHL	3	0	0	0	-2	5	0	0	0	0	4	--	5	0	0	0	4	



**Player:** Mike Weber

**Position:** DEFENSE **Born:** December 16, 1987, Pittsburgh, Pennsylvania

**Height:** 6 ft 2 in **Weight:** 211 lbs **Shoots:** Left

**Last Amateur Club:** Barrie (OHL)

**Transactions:** Buffalo's third-round choice (57th overall) in 2006 NHL Entry Draft.

**Career: 2008-2009:** Recalled by Buffalo on 10/28/08, played two games and had nine penalty minutes...**2007-08:** Recorded three points (0+3) in 16 games with Buffalo in two recalls 10/26/07 and 3/12/08...Made NHL debut @ Florida 10/26/07...Recorded his first NHL point (assist) @ Pittsburgh 3/12/08...Finished third on Sabres with a plus/minus rating of +12...**2006-07:** Split the season with Barrie (OHL) and Windsor (OHL)...Scored a career high 34 points (6+28)...**2005-06:** Scored 26 points (5+21) in 68 games with Windsor (OHL)...Set a career high with 181 penalty minutes...**2004-05:** In 68 games with Windsor (OHL), scored eight points (2+6)...Recorded 132 penalty minutes...**2003-04:** Played in 65 games with Windsor (OHL)...Recorded two assists in his first year in major junior.

**CAREER STATS**

Season	Team	League	Regular Season													Playoffs				
			GP	G	A	TP	+/-	PIM	PP	SH	GW	GT	S	S%	GP	G	A	TP	PIM	
2002-03	Pittsburgh	EmJHL	28	4	11	15	--	109	--	--	--	--	--	--	3	0	0	0	20	
2003-04	Windsor	OHL	65	0	2	2	--	49	--	--	--	--	--	--	--	--	--	--	--	
2004-05	Windsor	OHL	68	2	6	8	-11	132	--	--	--	--	--	11	0	1	1	18		
2005-06	Windsor	OHL	68	5	21	26	17	181	2	1	--	--	--	7	0	0	0	12		
2006-07	Windsor	OHL	30	3	16	19	-11	86	2	--	--	--	--	--	--	--	--	--		
	Barrie	OHL	30	3	12	15	22	86	3	--	--	--	--	7	0	6	6	10		
2007-08	Rochester	AHL	59	1	13	14	-8	178	0	0	0	--	--	--	--	--	--	--		
	Buffalo	NHL	16	0	3	3	12	14	0	0	0	--	12	0.0	--	--	--	--		
2008-09	Portland	AHL	42	1	7	8	5	94	--	--	--	--	38	2.6	--	--	--	--		
	Buffalo	NHL	7	0	0	0	-3	19	--	--	--	--	2	0.0	--	--	--	--		
	NHL Totals		23	0	3	3	9	33	0	0	0	--	14	0.0	--	--	--	--		
	Buffalo Totals		23	0	3	3	9	33	0	0	0	--	14	0.0	--	--	--	--		





**Player:** Derek Whitmore

**Position:** LEFT WING **Born:** December 17, 1985, Rochester, New York

**Height:** 5 ft 11 in **Weight:** 190 lbs **Shoots:** Left

**Last Amateur Club:** Bowling Green (NCAA-CCHA)

**Transactions:** Signed as a free agent March 26, 2008.

**Career:** **2008-2009:** Registered 22 points (11+11) in 77 games...Portland nominee for Yanick Dupre Award for his outstanding contributions to the Portland community during the 2008-09 season...**2007-08:** Played in eight games with Rochester after being signed by Buffalo...Scored his first professional goal vs. Syracuse 4/4/08...Scored a collegiate career high 37 points (27+10) as a senior at Bowling Green...Finished fifth in the nation with 27 goals...Second team All-CCHA selection.

**CAREER STATS**

Season	Team	League	Regular Season													Playoffs				
			GP	G	A	TP	+/-	PIM	PP	SH	GW	GT	S	S%	GP	G	A	TP	PIM	
2002-03	Waterloo Blk	USHL	58	15	13	28	--	51	--	--	--	--	--	--	6	1	0	1	0	
2003-04	Lincoln	USHL	45	19	23	42	--	22	--	--	--	--	--	--	--	--	--	--	--	
	Waterloo	USHL	10	2	0	2	--	6	--	--	--	--	--	--	--	--	--	--	--	
2004-05	Bowling Green	CCHA	33	11	6	17	-6	14	6	0	1	0	68	--	--	--	--	--	--	
2005-06	Bowling Green	CCHA	34	13	6	19	-10	17	8	0	2	0	82	--	--	--	--	--	--	
2006-07	Bowling Green	CCHA	38	19	10	29	--	20	--	--	--	--	--	--	--	--	--	--	--	
2007-08	Bowling Green	CCHA	38	27	10	37	-10	33	13	1	5	0	153	--	--	--	--	--	--	
	Rochester	AHL	8	1	0	1	--	2	--	--	--	--	--	--	--	--	--	--	--	
2008-09	Portland	AHL	77	11	11	22	-2	17	0	0	1	0	104	10.5	5	1	1	2	2	





## Luke Adam

June 18, 1990

St. John's, Nfld CANADA

Player Name	Born	Origin		
Center	Selected in the second-round (44th overall) in 2008.		6 ft 2 in	219 lbs
Position	Acquired		Height	Weight

### CAREER STATS

Season	Team	League	Regular Season					Playoffs				
			GP	G	A	TP	PIM	GP	G	A	TP	PIM
2006-07	St. John's	QMJHL	63	6	9	15	51	4	0	2	2	4
2007-08	St. John's	QMJHL	70	36	30	66	72	6	3	5	8	8
2008-09	Montreal	QMJHL	47	22	27	49	59	--	--	--	--	--

## Alex Biega

April 4, 1988

Montreal, Quebec CANADA

Player Name	Born	Origin		
Defense	Selected in the fifth-round (147th overall) in 2006.		5 ft 10 in	195 lbs
Position	Acquired		Height	Weight

### CAREER STATS

Season	Team	League	Regular Season					Playoffs				
			GP	G	A	TP	PIM	GP	G	A	TP	PIM
2004-05	Salisbury (CT)	HS	27	9	22	31	45	--	--	--	--	--
2005-06	Salisbury (CT)	HS	28	10	17	27	51	--	--	--	--	--
2006-07	Harvard	ECAC	33	6	12	18	36	--	--	--	--	--
2007-08	Harvard	ECAC	34	3	19	22	28	--	--	--	--	--
2008-09	Harvard	ECAC	31	4	16	20	46	--	--	--	--	--

## Vasily Bizyayev

June 6, 1982

Moscow, RUSSIA

Player Name	Born	Origin		
Left Wing	Selected in the seventh-round (213th overall) in 2000.		6 ft 1 in	185 lbs
Position	Acquired		Height	Weight

### CAREER STATS

Season	Team	League	Regular Season					Playoffs				
			GP	G	A	TP	PIM	GP	G	A	TP	PIM
2004-05	Krylja Sovetov 2	Russia-3	22	8	15	23	18	--	--	--	--	--
	Krylja Sovetov	Russia-2	31	3	3	6	8	--	--	--	--	--
2005-06	Krylja Sovetov	Russia-2	17	0	2	2	4	--	--	--	--	--
2006-07	Orsk	Russia-2	38	7	7	14	20	3	2	0	2	4
2007-08	Orsk	Russia-2	37	7	12	19	0	--	--	--	--	--

## Vyacheslav Buravchikov

May 22, 1987

Moscow, RUSSIA

Player Name	Born	Origin		
Defense	Selected in the sixth-round (191st overall) in 2005.		6 ft 0 in	189 lbs
Position	Acquired		Height	Weight

### CAREER STATS

Season	Team	League	Regular Season					Playoffs				
			GP	G	A	TP	PIM	GP	G	A	TP	PIM
2004-05	Krylja Sovetov 2	Russia-3	15	5	6	11	22	--	--	--	--	--
	Krylja Sovetov	Russia-2	26	4	1	5	14	3	0	0	0	0
2005-06	Mytischki	Russia	43	1	2	3	24	9	1	0	1	4
2006-07	Kazan	Russia	35	0	3	3	20	--	--	--	--	--
	Russia	WJC	6	2	2	4	2	--	--	--	--	--
2007-08	Kazan	Russia	46	1	0	1	12	10	1	0	1	4
2008-09	Kazan	KHL	44	4	6	10	14	18	0	1	1	16





## Nick Crawford

February 23, 1990

Brampton, Ontario CANADA

Player Name	Born	Origin
Defense	Selected in the sixth-round (164th overall) in 2008.	6 ft 1 in 199 lbs
Position	Acquired	Height Weight

### CAREER STATS

Season	Team	League	Regular Season					Playoffs				
			GP	G	A	TP	PIM	GP	G	A	TP	PIM
2006-07	Saginaw	OHL	63	1	7	8	11	5	0	1	1	0
2007-08	Saginaw	OHL	68	4	16	20	58	4	1	1	2	2
2008-09	Saginaw	OHL	65	7	35	42	41	8	1	4	5	4

## Denis Denisov

December 31, 1981

Kalinin, RUSSIA

Player Name	Born	Origin
Defense	Selected in fifth-round (149th overall) in 2000.	6 ft 0 in 183 lbs
Position	Acquired	Height Weight

### CAREER STATS

Season	Team	League	Regular Season					Playoffs				
			GP	G	A	TP	PIM	GP	G	A	TP	PIM
2001-02	Krylja Sovetov	Russia	47	3	4	7	37	--	--	--	--	--
	Krylja Sovetov 2	Russia-3	3	0	1	1	18	--	--	--	--	--
2002-03	Salevant Yulayev	Russia	39	2	7	9	8	--	--	--	--	--
2003-04	AK Bars Kazan	Russia	51	4	11	15	34	7	0	0	0	4
2004-05	AK Bars Kazan	Russia	57	4	7	11	28	4	0	0	0	2
2005-06	AK Bars Kazan	Russia	22	0	2	2	51	2	0	0	0	4
2006-07	Omsk Avangard	Russia	52	2	10	12	32	9	1	2	3	4
2007-08	Omsk Avangard	Russia	51	7	12	19	34	4	0	2	2	4
2008-09	Dynamo Moscow	KHL	56	7	15	22	95	10	2	2	4	10

## Bradley Eidsness

June 2, 1989

Chestermere, Alta. CANADA

Player Name	Born	Origin
Goalie	Selected in the fifth-round (139th overall) in 2007.	5 ft 11 in 190 lbs
Position	Acquired	Height Weight

### CAREER STATS

Season	Team	League	Regular Season					Playoffs				
			GP	W	L	T	GAA	GP	W	L	T	GAA
2005-06	Strathmore	AMHL	18	12	4	2	2.58	8	5	3	--	1.64
	Okotoks	AJHL	4	3	1	0	1.01	--	--	--	--	--
2006-07	Okotoks	AJHL	48	24	18	2	2.87	--	--	--	--	--
2007-08	Okotoks	AJHL	--	29	4	4	2.12	9	4	5	--	2.74
2008-09	North Dakota	WCHA	41	24	12	0	2.56	--	--	--	--	--

## Tyler Ennis

October 6, 1989

Edmonton, Alta. CANADA

Player Name	Born	Origin
Center	Selected in the first-round (26th overall) in 2008.	5 ft 9 in 163 lbs
Position	Acquired	Height Weight

### CAREER STATS

Season	Team	League	Regular Season					Playoffs				
			GP	G	A	TP	PIM	GP	G	A	TP	PIM
2006-07	Medicine Hat	WHL	71	26	24	50	30	22	8	4	12	6
2007-08	Medicine Hat	WHL	70	43	48	91	42	5	0	4	4	6
2008-09	Medicine Hat	WHL	61	43	42	85	21	11	8	11	19	10





## Nick Eno

February 12, 1989 Howell, Michigan USA

Player Name	Born	Origin		
Goalie	Selected in the seventh-round (187th overall) in 2007.		6 ft 3 in	190 lbs
Position	Acquired		Height	Weight

### CAREER STATS

Season	Team	League	Regular Season					Playoffs				
			GP	W	L	T	GAA	GP	W	L	T	GAA
2006-07	Green Mountain	EJHL	25	9	14	2	3.60	--	--	--	--	--
2007-08	Bowling Green	CCHA	22	12	10	0	2.79	--	--	--	--	--
2008-09	Bowling Green	CCHA	7	0	5	0	4.58	--	--	--	--	--

## Denis Ezhov

February 28, 1985 Togliatti, RUSSIA

Player Name	Born	Origin		
Defense	Selected in the fourth-round (114th overall) in 2003.		5 ft 11 in	200 lbs
Position	Acquired		Height	Weight

### CAREER STATS

Season	Team	League	Regular Season					Playoffs				
			GP	G	A	TP	PIM	GP	G	A	TP	PIM
2005-06	Mytischki	Russia	24	1	0	1	10	--	--	--	--	--
2006-07	Chelyabinsk	Russia	54	2	6	8	73	--	--	--	--	--
2007-08	Chelyabinsk	Russia	57	4	9	13	64	3	0	0	0	10
2008-09	Omsk	KHL	55	2	8	10	58	8	1	0	1	2

## Corey Fienhage

May 4, 1990 Topeka, Kansas USA

Player Name	Born	Origin		
Defense	Selected in the third-round (81st overall) in 2008.		6 ft 2 in	216 lbs
Position	Acquired		Height	Weight

### CAREER STATS

Season	Team	League	Regular Season					Playoffs				
			GP	W	L	T	GAA	GP	W	L	T	GAA
2006-07	Eastview	Minn. HS	20	11	15	26	0	--	--	--	--	--
2007-08	Eastview	Minn. HS	24	6	6	12	76	--	--	--	--	--
	Indiana	USHL	12	1	2	3	12	2	0	0	0	0
2008-09	North Dakota	WCHA	9	0	1	1	28	--	--	--	--	--

## Justin Jokinen

November 25, 1989 Cloquet, Michigan USA

Player Name	Born	Origin		
Right Wing	Selected in the fourth-round (101st overall) in 2008.		6 ft 2 in	184 lbs
Position	Acquired		Height	Weight

### CAREER STATS

Season	Team	League	Regular Season					Playoffs				
			GP	G	A	TP	PIM	GP	G	A	TP	PIM
2006-07	Cloquet	Minn. HS	--	26	25	51	18	--	--	--	--	--
2007-08	Cloquet	Minn. HS	30	22	21	43	--	--	--	--	--	--
2008-09	Minnesota State	WCHA	24	3	2	5	6	--	--	--	--	--





## Artem Kryukov

March 5, 1982

Elektrostal, Russia

Player Name	Born		Origin	
Center	Selected in the first-round (15th overall) in 2000.		6 ft 4 in	180 lbs
Position	Acquired		Height	Weight

### CAREER STATS

Season	Team	League	Regular Season					Playoffs				
			GP	G	A	TP	PIM	GP	G	A	TP	PIM
2000-01	Yaroslavl 2	Russia-3	6	0	0	0	2	11	0	0	0	8
	St. Petersburg	Russia	14	0	2	2	14	--	--	--	--	--
2001-02	Yaroslavl	Russia	15	1	3	4	10	6	1	0	1	8
2002-03	Novosibirsk	Russia	9	0	0	0	27	--	--	--	--	--
2003-04	Yaroslavl 2	Russia-3	30	5	4	9	26	--	--	--	--	--
	Yaroslavl	Russia	4	0	2	2	0	--	--	--	--	--
2004-05	Yaroslavl	Russia	60	8	9	17	44	7	1	0	1	4
2005-06	Yaroslavl	Russia	33	1	2	3	42	1	0	0	0	4
	Yaroslavl 2	Russia-3	6	3	3	6	18	--	--	--	--	--
2006-07	Yaroslavl	Russia	19	1	3	4	20	--	--	--	--	--
2007-08	St. Petersburg	Russia	51	7	8	15	54	9	0	2	2	8
2008-09	St. Petersburg	KHL	50	8	3	11	48	--	--	--	--	--

## Jacob Lagace

January 9, 1990

Beloeil, Quebec CANADA

Player Name	Born		Origin	
Left Wing	Selected in seventh-round (209th overall) in 2008.		5 ft 11 in	194 lbs
Position	Acquired		Height	Weight

### CAREER STATS

Season	Team	League	Regular Season					Playoffs				
			GP	G	A	TP	PIM	GP	G	A	TP	PIM
2006-07	CA-Girouard	QAAA	44	24	29	53	46	--	--	--	--	--
2007-08	Chicoutimi	QMJHL	67	23	39	62	40	6	3	2	5	7
2008-09	Chicoutimi	QMJHL	64	32	37	69	52	4	1	2	3	4

## Drew MacKenzie

December 17, 1988

Stamford, Connecticut USA

Player Name	Born		Origin	
Defense	Selected in seventh-round (209th overall) in 2007.		6 ft 2 in	192 lbs
Position	Acquired		Height	Weight

### CAREER STATS

Season	Team	League	Regular Season					Playoffs				
			GP	G	A	TP	PIM	GP	G	A	TP	PIM
2004-05	Taft	HS-CT	--	0	1	1	--	--	--	--	--	
2005-06	Taft	HS-CT	--	0	11	11	--	--	--	--	--	
2006-07	Taft	HS-CT	24	3	10	13	10	--	--	--	--	
2007-08	Waterloo	USHL	57	4	14	18	103	11	0	6	6	4
2008-09	Vermont	H-East	31	1	9	10	14	--	--	--	--	--

## Tyler Myers

February 1, 1990

Houston, Texas USA

Player Name	Born		Origin	
Defense	Selected in first-round (13th overall) in 2008.		6 ft 7 in	222 lbs
Position	Acquired		Height	Weight

### CAREER STATS

Season	Team	League	Regular Season					Playoffs				
			GP	G	A	TP	PIM	GP	G	A	TP	PIM
2006-07	Kelowna	WHL	59	2	13	15	78	--	--	--	--	--
2007-08	Kelowna	WHL	65	6	13	19	97	7	1	2	3	12
2008-09	Kelowna	WHL	58	9	33	42	105	22	5	15	20	29





## Maxim Schevjev

July 5, 1984

Ceske Budejovice, Czech Republic

<b>Player Name</b>	<b>Born</b>	<b>Origin</b>		
Center	Selected in the sixth-round (178th overall) in 2002.	6 ft 0 in	178 lbs	
<b>Position</b>	<b>Acquired</b>	<b>Height</b>	<b>Weight</b>	

### CAREER STATS

Season	Team	League	Regular Season					Playoffs				
			GP	G	A	TP	PIM	GP	G	A	TP	PIM
2002-03	Khabarovsk	Russia	21	0	0	0	10	--	--	--	--	--
	Khabarovsk 2	Russia-3	5	2	1	3	4	--	--	--	--	--
2003-04	Elektrostal	Russia-2	26	4	5	9	20	--	--	--	--	--
	Voskresensk	Russia	18	1	0	1	2	--	--	--	--	--
2004-05	Elektrostal	Russia-2	48	4	7	11	109	--	--	--	--	--
2005-06	Orsk	Russia-2	38	3	10	13	38	--	--	--	--	--
	Orsk 2	Russia-2	3	1	3	4	0	--	--	--	--	--
	Elektrostal	Russia-3	--	--	--	--	--	--	--	--	--	--
2006-07	Elektrostal	Russia-2	47	4	7	11	52	--	--	--	--	--
2007-08	Elektrostal	Russia-2	58	6	11	17	68	--	--	--	--	--
2008-09	Klin	Russia-2	13	2	0	2	4	--	--	--	--	--

## Jordon Southorn

May 15, 1990

Montreal, Quebec CANADA

<b>Player Name</b>	<b>Born</b>	<b>Origin</b>		
Defense	Selected in fourth-round (104th overall) in 2008.	6 ft 2 in	193 lbs	
<b>Position</b>	<b>Acquired</b>	<b>Height</b>	<b>Weight</b>	

### CAREER STATS

Season	Team	League	Regular Season					Playoffs				
			GP	G	A	TP	PIM	GP	G	A	TP	PIM
2006-07	PEI	QMJHL	58	5	5	10	76	7	0	0	0	2
2007-08	PEI	QMJHL	69	12	19	31	70	4	0	1	1	4
2008-09	PEI	QMJHL	64	6	35	41	71	5	0	2	2	10

## Corey Tropp

July 25, 1989

Grosse Pointe, Michigan USA

<b>Player Name</b>	<b>Born</b>	<b>Origin</b>		
Right Wing	Selected in third-round (89th overall) in 2007.	6 ft 0 in	186 lbs	
<b>Position</b>	<b>Acquired</b>	<b>Height</b>	<b>Weight</b>	

### CAREER STATS

Season	Team	League	Regular Season					Playoffs				
			GP	G	A	TP	PIM	GP	G	A	TP	PIM
2005-06	Sioux Falls	USHL	46	7	8	15	21	14	2	3	5	8
2006-07	Sioux Falls	USHL	54	26	36	62	76	8	4	9	13	0
2007-08	Michigan St.	CCHA	42	6	11	17	16	--	--	--	--	--
2008-09	Michigan St.	CCHA	21	3	8	11	45	--	--	--	--	--





## Pavel Voroshnin

March 23, 1984

Chelyabinsk, RUSSIA

Player Name	Born	Origin		
Defense	Selected in the sixth-round (172nd overall) in 2003.		6 ft 3 in	183 lbs
Position	Acquired		Height	Weight

### CAREER STATS

Season	Team	League	Regular Season					Playoffs				
			GP	G	A	TP	PIM	GP	G	A	TP	PIM
2001-02	Chelyabinsk	Russia-2	31	0	2	2	10	--	--	--	--	--
2002-03	Mississauga	OHL	68	9	27	36	81	1	0	0	0	2
2003-04	Mississauga	OHL	18	0	4	4	6	--	--	--	--	--
	Owen Sound	OHL	40	3	18	21	36	7	0	2	2	4
2004-05	Metallurg	Russia	34	0	1	1	12	--	--	--	--	--
2005-06	Togliatta	Russia	33	0	1	1	18	8	0	1	1	0
2006-07	Mytishi	Russia	9	0	0	0	0	--	--	--	--	--
2007-08	Mytishi	Russia	18	0	0	0	12	--	--	--	--	--
2008-09	Khimik	KHL	41	1	5	6	28	--	--	--	--	--

## Marek Zagrapan

December 6, 1986

Presov, Slovakia

Player Name	Born	Origin		
Center	Selected in the first-round (13th overall) in 2005.		6 ft 1 in	195 lbs
Position	Acquired		Height	Weight

### CAREER STATS

Season	Team	League	Regular Season					Playoffs				
			GP	G	A	TP	PIM	GP	G	A	TP	PIM
2004-05	Chicoutimi	QMJHL	59	32	50	82	50	17	11	6	17	28
2005-06	Chicoutimi	QMJHL	59	35	52	87	63	8	4	6	10	4
2006-07	Rochester	AHL	71	17	21	38	39	6	1	0	1	2
2007-08	Rochester	AHL	76	18	22	40	66	--	--	--	--	--
2008-09	Portland	AHL	80	21	28	49	44	5	2	1	3	2





## ROUND ONE - 13th Overall

**Zack Kassian**

Player Name	January 24, 1991	Windsor, Ontario CANADA
Position	Born	Origin
Right Wing	6 ft 3 in	210 lbs
Height	Weight	Shoots
		Right

## CAREER STATS

Season	Team	League	Regular Season					Playoffs				
			GP	G	A	TP	PIM	GP	G	A	TP	PIM
2007-08	Peterborough	OHL	58	9	12	21	74	5	1	0	1	2
2008-09	Peterborough	OHL	61	24	39	63	136	4	0	2	2	8

## ROUND THREE - 66th Overall

**Brayden McNabb**

Player Name	January 21, 1991	Saskatoon, Sask. CANADA
Position	Born	Origin
Defense	6 ft 4 in	200 lbs
Height	Weight	Shoots
		Right

## CAREER STATS

Season	Team	League	Regular Season					Playoffs				
			GP	G	A	TP	PIM	GP	G	A	TP	PIM
2006-07	Kootenay	WHL	3	0	0	0	0	--	--	--	--	--
2007-08	Kootenay	WHL	65	2	9	11	63	10	0	1	1	10
2008-09	Kootenay	WHL	67	10	26	36	140	4	0	5	5	2



## ROUND FOUR - 104th Overall

**Marcus Foligno**

Player Name	August 10, 1991	Buffalo, New York USA
Position	Born	Origin
Left Wing	6 ft 2 in	200 lbs
Height	Weight	Shoots
		Left

## CAREER STATS

Season	Team	League	Regular Season					Playoffs				
			GP	G	A	TP	PIM	GP	G	A	TP	PIM
2007-08	Sudbury	OHL	66	5	6	11	38	--	--	--	--	--
2008-09	Sudbury	OHL	65	12	18	30	96	6	1	2	3	9

## ROUND FIVE - 134th Overall

**Mark Adams**

Player Name	May 21, 1991	Malden, Massachusetts USA
Position	Born	Origin
Defense	6 ft 1 in	187 lbs
Height	Weight	Shoots
		Left

## CAREER STATS

Season	Team	League	Regular Season					Playoffs				
			GP	G	A	TP	PIM	GP	G	A	TP	PIM
2008-09	Malden Catholic HS-MA		30	11	28	39	--	--	--	--	--	





**ROUND SIX- 164th Overall**

**Connor Knapp**

May 1, 1990

York, New York USA

Player Name

Born

Origin

Goalie

6 ft 5 in

215 lbs

Left

Position

Height

Weight


Catches

**CAREER STATS**

**Regular Season**

**Playoffs**

Season	Team	League	GP	GA	W	L	T	GP	GA	W	L	T
2006-07	Boston	EJHL	23	--	22	1	0	--	--	--	--	--
2007-08	Boston	EJHL	23	--	14	7	2	--	--	--	--	--
2008-09	Miami	CCHA	23	47	13	5	3	--	--	--	--	--



**ROUND SEVEN- 194th Overall**

**Maxime Legault**

March 28, 1989

Ste. Agathe, Quebec CANADA

Player Name

Born

Origin

Right Wing

6 ft 2 in

195 lbs

Right

Position

Height

Weight

Shoots

**CAREER STATS**

**Regular Season**

**Playoffs**

Season	Team	League	GP	G	A	TP	PIM	GP	G	A	TP	PIM
2006-07	Shawinigan	QMJHL	55	7	12	19	98	4	0	0	0	4
2007-08	Shawinigan	QMJHL	31	6	4	10	61	--	--	--	--	--
2008-09	Shawinigan	QMJHL	63	28	16	44	66	--	--	--	--	--









## Eastern Conference Standings

Rank	Team	GP	W	L	OT	Pts	GF	GA	Home	Away
1	z - Boston Bruins	82	53	19	10	116	274	196	29-6-6	24-13-4
2	y - Washington Capitals	82	50	24	8	108	272	245	29-9-3	21-15-5
3	y - New Jersey Devils	82	51	27	4	106	244	209	28-12-1	23-15-3
4	x - Pittsburgh Penguins	82	45	28	9	99	264	239	25-13-3	20-15-6
5	x - Philadelphia Flyers	82	44	27	11	99	264	238	24-13-4	20-14-7
6	x - Carolina Hurricanes	82	45	30	7	97	239	226	26-14-1	19-16-6
7	x - New York Rangers	82	43	30	9	95	210	218	26-11-4	17-19-5
8	x - Montréal Canadiens	82	41	30	11	93	249	247	24-10-7	17-20-4
9	Florida Panthers	82	41	30	11	93	234	231	22-12-7	19-18-4
10	<b>BUFFALO SABRES</b>	82	41	32	9	91	250	234	23-15-3	18-17-6
11	Ottawa Senators	82	36	35	11	83	217	237	22-12-7	14-23-4
12	Toronto Maple Leafs	82	34	35	13	81	250	293	16-16-9	18-19-4
13	Atlanta Thrashers	82	35	41	6	76	257	280	18-21-2	17-20-4
14	Tampa Bay Lightning	82	24	40	18	66	210	279	12-18-11	12-22-7
15	New York Islanders	82	26	47	9	61	201	279	17-18-6	9-29-3



## Western Conference Standings

Rank	Team	GP	W	L	OT	Pts	GF	GA	Home	Away
1	p - San Jose Sharks	82	53	18	11	117	257	204	32-5-4	21-13-7
2	y - Detroit Red Wings	82	51	21	10	112	295	244	27-9-5	24-12-5
3	y - Vancouver Canucks	82	45	27	10	100	246	220	24-12-5	21-15-5
4	x - Chicago Blackhawks	82	46	24	12	104	264	216	24-9-8	22-15-4
5	x - Calgary Flames	82	46	30	6	98	254	248	27-10-4	19-20-2
6	x - St Louis Blues	82	41	31	10	92	233	233	23-13-5	18-18-5
7	x - Columbus Blue Jackets	82	41	31	10	92	226	230	25-13-3	16-18-7
8	x - Anaheim Ducks	82	42	33	7	91	245	238	20-18-3	22-15-4
9	Minnesota Wild	82	40	33	9	89	219	200	23-11-7	17-22-2
10	Nashville Predators	82	40	34	8	88	213	233	24-13-4	16-21-4
11	Edmonton Oilers	82	38	35	9	85	234	248	18-17-6	20-18-3
12	Dallas Stars	82	36	35	11	83	230	257	20-16-5	16-19-6
13	Phoenix Coyotes	82	36	39	7	79	208	252	23-15-3	13-24-4
14	Los Angeles Kings	82	34	37	11	79	207	234	18-15-8	16-22-3
15	Colorado Avalanche	82	32	45	5	69	189	257	18-21-2	14-24-3

x - Clinched Playoff Spot    y - Clinched Division    z - Clinched Conference    p - Clinched Presidents' Trophy (best record in the NHL)



## CONFERENCE QUARTERFINALS

Boston def. Montreal (4-0)  
 Washington def. NY Rangers (4-3)  
 Carolina def. New Jersey (4-3)  
 Pittsburgh def. Philadelphia (4-2)  
 Anaheim def. San Jose (4-2)  
 Detroit def. Columbus (4-0)  
 Vancouver def. St. Louis (4-0)  
 Chicago def. Calgary (4-2)

## CONFERENCE SEMIFINALS

Carolina def. Boston (4-3)  
 Pittsburgh def. Washington (4-3)  
 Detroit def. Anaheim (4-3)  
 Chicago def. Vancouver (4-2)

## CONFERENCE FINALS

Pittsburgh def. Carolina (4-0)  
 Detroit def. Chicago (4-1)

## STANLEY CUP FINALS

Pittsburgh def. Detroit (4-3)





## 2008-2009 NHL Awards

AWARD	WINNER
Hart Memorial Trophy .....	Alex Ovechkin, Washington
Art Ross Trophy.....	Evgeni Malkin, Pittsburgh
Calder Memorial Trophy.....	Steve Mason, Columbus
James Norris Memorial Trophy.....	Zdeno Chara, Boston
Vezina Trophy.....	Tim Thomas, Boston
Frank J. Selke Trophy.....	Pavel Datsyuk, Detroit
Jack Adams Award.....	Claude Julien, Boston
Maurice Richard Trophy.....	Alex Ovechkin, Washington
Lady Byng Memorial Trophy.....	Pavel Datsyuk, Detroit
Bill Masterton Memorial Trophy.....	Steve Sullivan, Nashville
William M. Jennings Trophy.....	Tim Thomas/Manny Fernandez, Boston
Conn Smythe Trophy.....	Evgeni Malkin, Pittsburgh
King Clancy Memorial Trophy.....	Ethan Moreau, Edmonton
Lester B. Person Award.....	Alex Ovechkin, Washington
Presidents Trophy.....	San Jose Sharks
Prince of Wales Trophy.....	Pittsburgh Penguins
Clarence S. Campbell Bowl.....	Detroit Red Wings

## NHL First All-Star Team

G	Tim Thomas, Boston
D	Mike Green, Washington
D	Zdeno Chara, Boston
C	Evgeni Malkin, Pittsburgh
RW	Jarome Iginla, Calgary
LW	Alex Ovechkin, Washington

## NHL Second All-Star Team

G	Steve Mason, Columbus
D	Nicklas Lidstrom, Detroit
D	Dan Boyle, San Jose
C	Pavel Datsyuk, Detroit
RW	Marian Hossa, Detroit
LW	Zach Parise, New Jersey

## NHL Leaders

## INDIVIDUAL SCORING LEADERS

Player	Team	GP	G	A	PTS	+/-	PIM	PP	SHG	GW	S	S%
Evgeni Malkin	PIT	82	35	78	113	17	80	14	2	4	290	12.1
Alex Ovechkin	WSH	79	56	54	110	8	72	19	1	10	528	10.6
Sidney Crosby	PIT	77	33	70	103	3	76	7	0	3	238	13.9
Pavel Datsyuk	DET	81	32	65	97	34	22	11	1	3	248	12.9
Zach Parise	NJ	82	45	49	94	30	24	14	0	8	364	12.4
Ilya Kovalchuk	ATL	79	43	48	91	-12	50	12	0	6	275	15.6
Ryan Getzlaf	ANA	81	25	66	91	5	121	9	0	2	227	11.0
Jarome Iginla	CGY	82	35	54	89	-2	37	10	0	4	289	12.1
Marc Savard	BOS	82	25	63	88	25	70	9	0	5	213	11.7
Nicklas Backstrom	WSH	82	22	66	88	16	46	14	0	1	174	12.6





## NHL Leaders (continued)

## DEFENSEMAN SCORING LEADERS

Player	Team	GP	G	A	PTS	+/-	PIM	PP	SHG	GW	S	S%
Mike Green	WSH	68	31	42	73	24	68	18	1	4	243	12.8
Andrei Markov	MON	78	12	52	64	-2	36	7	0	3	165	7.3
Nicklas Lidstrom	DET	78	16	43	59	31	30	10	0	4	180	8.9
Scott Niedermayer	ANA	82	14	45	59	-8	70	9	0	2	178	7.9
Brian Rafalski	DET	78	10	49	59	17	20	5	0	1	141	7.1
Dan Boyle	SJ	77	16	41	57	6	52	8	0	4	213	7.5
Mark Streit	NYI	74	16	40	56	6	62	10	1	1	150	10.7
Shea Weber	NSH	81	23	30	53	1	80	10	1	4	251	9.2
Sheldon Souray	EDM	81	23	30	53	1	98	12	1	5	268	8.6
Brian Campbell	CHI	82	7	45	52	5	22	4	0	1	108	6.5

## GOALS

Player	Team	GP	G
Alex Ovechkin	WSH	79	56
Jeff Carter	PHI	82	46
Zach Parise	NJ	82	45
Ilya Kovalchuk	ATL	79	43
Thomas Vanek	BUF	73	40
Marian Hossa	DET	74	40
Eric Staal	CAR	82	40
Rick Nash	CBJ	78	40
Dany Heatley	OTT	82	39
Mike Cammalleri	CGY	81	39

## POWERPLAY GOALS

Player	Team	GP	G
Thomas Vanek	BUF	73	20
Mike Cammalleri	CGY	81	19
Alex Ovechkin	WSH	79	19
Mike Green	WSH	68	18
Teemu Selanne	ANA	65	16
Brad Boyes	STL	82	16
Dany Heatley	OTT	82	15
Keith Tkachuk	STL	79	14
Eric Staal	CAR	82	14
Zach Parise	NJ	82	14

## POWERPLAY POINTS

Player	Team	GP	PPP
Alexander Ovechkin	WSH	79	46
Vyacheslav Kozlov	ATL	82	43
Nicklas Backstrom	WSH	82	42
Evgeni Malkin	PIT	82	41
Sidney Crosby	PIT	77	40
Andrei Markov	MON	78	39
Mike Green	WSH	68	38
Ryan Getzlaf	ANA	81	37
Pavel Datsyuk	DET	81	36
Ilya Kovalchuk	ATL	79	36

## ASSISTS

Player	Team	GP	G
Evgeni Malkin	PIT	82	78
Sidney Crosby	PIT	77	70
Nicklas Backstrom	WSH	82	66
Ryan Getzlaf	ANA	81	66
Pavel Datsyuk	DET	81	65
Marc Savard	BOS	82	63
Joe Thornton	SJ	82	61
Henrik Sedin	VAN	82	60
Mike Ribeiro	DAL	82	56
Jarome Iginla	CGY	82	54

## SHORTHANDED GOALS

Player	Team	GP	G
Mike Richards	PHI	79	7
Rick Nash	CBJ	78	5
Patrick Marleau	SJ	76	5
Sean Bergenheim	NYI	59	4
Radek Dvorak	FLA	81	4
Jeff Carter	PHI	82	4
Alexandre Burrows	VAN	82	4
Mikko Koivu	MIN	79	4
Kris Versteeg	CHI	78	4
Simon Gagne	PHI	79	4

## SHORTHANDED POINTS

Player	Team	GP	SHP
Mike Richards	PHI	79	9
Simon Gagne	PHI	79	8
Kris Versteeg	CHI	78	7
Patrick Marleau	SJ	76	7
Marty Reasoner	ATL	79	6
Mikko Koivu	MIN	79	6
Rick Nash	CBJ	78	6
Patrik Elias	NJ	77	5
Matt Cullen	CAR	69	5
Alexandre Burrows	VAN	82	5





### NHL Leaders (continued)

#### GAME WINNING GOALS

Player	Team	GP	G
Jeff Carter	PHI	82	12
Brad Boyes	STL	82	11
Petr Sykora	PIT	76	10
Patrick Marleau	SJ	76	10
Alex Ovechkin	WSH	79	10
<b>Derek Roy</b>	<b>BUF</b>	<b>82</b>	<b>9</b>
Alexander Semin	WSH	62	8
Johan Franzen	DET	71	8
Marian Hossa	DET	74	8
Corey Perry	ANA	78	8
Henrik Sedin	VAN	82	8
Eric Staal	CAR	82	8
Zach Parise	NJ	82	8

#### SHOTS

Player	Team	GP	S
Alexander Ovechkin	WSH	79	528
Eric Staal	CAR	82	372
Zach Parise	NJ	82	364
Jeff Carter	PHI	82	342
Henrik Zetterberg	DET	77	309
Marian Hossa	DET	74	307
Jason Blake	TOR	78	302
Dustin Brown	LA	80	292
Vincent Lecavalier	TB	77	291
Evgeni Malkin	PIT	82	290

#### PLUS/MINUS

Player	Team	GP	+/-
David Krejci	BOS	82	37
Blake Wheeler	BOS	81	36
Pavel Datsyuk	DET	81	34
Duncan Keith	CHI	77	33
Travis Zajac	NJ	82	33
Dennis Wideman	BOS	79	32
Nicklas Lidstrom	DET	78	31
Zach Parise	NJ	82	30
Willie Mitchell	VAN	82	29
Martin Havlat	CHI	81	29

#### ROOKIE SCORING LEADERS

Player	Team	GP	G	A	PTS	+/-	PIM	PP	SHG	GW	S	S%
Bobby Ryan	ANA	64	31	26	57	13	33	12	0	3	174	17.8
Kris Versteeg	CHI	78	22	31	53	15	55	6	4	3	139	15.8
Mikhail Grabovski	TOR	78	20	28	48	-8	92	6	0	2	120	16.7
Patrik Berglund	STL	76	21	26	47	19	16	7	0	1	143	14.7
Steven Stamkos	TB	79	23	23	46	-13	39	9	0	1	181	12.7
Michael Frolik	FLA	79	21	24	45	10	22	1	0	2	158	13.3
Blake Wheeler	BOS	81	21	24	45	36	46	3	2	3	150	14.0
Kyle Okposo	NYI	65	18	21	39	-6	36	9	0	3	165	10.9
T.J. Oshie	STL	57	14	25	39	16	30	6	1	1	101	13.9
Jakub Voracek	CBJ	80	9	29	38	11	44	0	0	1	101	8.9





Regular Season Scores

GM#	Date	Team	W/L/OT	Record	GF - GA	Scorers	W Goal	PP	PK	SF - SA	W - L Bltldr	Attendance
1	10/10/2008	MON	W**	01-00-00	2-1	26, 12x	12	0-6	4-4	36-28	30 - 31	18690+
2	10/13/2008	@NYI	W	02-00-00	7-1	55p, 22, 26s, 29, 26p, 12p, 41	22	3-11	6-6	35-24	40 - 35	13523
3	10/15/2008	@NYR	W	03-00-00	3-1	12p, 26p, 26s	26	2-5	5-5	19-20	30 - 30	18200
4	10/17/2008	VAN	W	04-00-00	5-2	6p, 41p, 12, 26, 12	12	2-5	3-3	31-25	30 - 41	18449
5	10/18/2008	@ATL	O**	04-00-01	2-3	26p, 29	13	1-6	6-6	30-37	32 - 40	14091
6	10/21/2008	BOS	W**	05-00-01	3-2	41p, 21, 26x	26	1-4	5-6	30-32	30 - 35	18334
7	10/23/2008	@MIN	W*	06-00-01	4-3	21, 22, 26, 9	9	0-2	2-3	24-33	30 - 32	18568
8	10/25/2008	@COL	O**	06-00-02	1-2	20	94	0-2	2-2	30-29	31 - 30	18007
9	10/27/2008	OTT	L	06-01-02	2-5	41p, 27p	19	2-10	4-6	27-28	31 - 40	18690+
10	10/30/2008	TB	L	06-02-02	2-5	41, 26p	12	1-5	2-3	31-40	37 - 30	18690+
11	11/01/2008	WSH	W	07-02-02	5-0	26, 9p, 29, 26, 20	26	1-8	5-5	27-29	30 - 60	18690+
12	11/03/2008	@NJ	W	08-02-02	2-0	29p, 36	29	1-5	7-7	30-24	30 - 1	10567
13	11/07/2008	ATL	O*	08-02-03	4-5	41, 12p, 61, 26p	14	2-3	1-3	32-26	1 - 30	18466
14	11/08/2008	@BOS	L	08-03-03	1-3	19	12	0-2	3-3	33-40	35 - 30	17565
15	11/12/2008	STL	W	09-03-03	4-3	22, 19, 29, 10	10	0-3	1-1	32-33	30 - 50	18690+
16	11/14/2008	CBJ	L	09-04-03	1-6	29p	19	1-8	2-2	37-25	31 - 40	18690+
17	11/15/2008	@PIT	L	09-05-03	2-5	29, 26p	11	1-5	4-6	23-25	29 - 30	17132
18	11/19/2008	@BOS	L	09-06-03	4-7	29, 9, 26, 26p	12	1-3	4-6	29-23	35 - 30	15623
19	11/21/2008	PHI	L	09-07-03	0-3	-	19	0-5	3-3	40-25	43 - 30	18256
20	11/22/2008	NYI	L	09-08-03	2-4	25, 9	13	0-1	3-5	37-26	35 - 40	18529
21	11/26/2008	BOS	W	10-08-03	3-2	9, 9, 55s	55	0-2	2-2	23-29	30 - 30	18326
22	11/28/2008	PIT	W	11-08-03	4-3	21, 28p, 26, 28	28	1-4	7-7	32-30	30 - 1	18690+
23	11/29/2008	@MON	L	11-09-03	2-3	26p, 26	79	1-5	5-5	28-34	31 - 40	21273
24	12/01/2008	NSH	L	11-10-03	0-2	-	19	0-2	2-2	30-27	35 - 30	18690+
25	12/04/2008	@FLA	L	11-11-03	1-2	12p	2	1-4	2-2	46-25	31 - 30	13123
26	12/06/2008	@TB	W	12-11-03	4-3	21, 26, 55, 9	9	0-6	6-6	27-23	30 - 41	17154
27	12/08/2008	@PIT	W	13-11-03	4-3	9, 12, 20, 26	26	0-3	7-8	29-32	30 - 30	16976
28	12/10/2008	TB	W	14-11-03	4-2	21p, 26, 26p, 29s	26	2-6	4-4	37-28	30 - 41	18431
29	12/12/2008	TOR	L	14-12-03	1-2	5	7	0-5	4-4	25-33	35 - 30	18211
30	12/13/2008	@NJ	W	15-12-03	4-2	26, 21p, 9p, 26	9	2-2	0-0	34-22	40 - 1	15713
31	12/17/2008	NJ	L	15-13-03	3-5	21, 36, 28	23	0-4	3-4	26-30	35 - 30	18690+
32	12/19/2008	LA	W	16-13-03	5-0	9, 22, 41, 21p, 37	9	1-4	1-1	22-40	30 - 35	18147
33	12/20/2008	@MON	O*	16-13-04	3-4	9, 41, 44p	27	1-3	5-7	34-46	41 - 30	21273
34	12/22/2008	PIT	O*	16-13-05	3-4	20, 12, 41p	87	1-6	0-1	35-22	29 - 30	18690+
35	12/26/2008	@WSH	L	16-14-05	2-3	26p, 61	8	1-2	4-4	24-34	60 - 40	18277
36	12/27/2008	NYI	W**	17-14-05	4-3	55p, 29p, 41, 12x	12	2-6	3-4	37-35	30 - 35	18690+
37	12/30/2008	WSH	L	17-15-05	2-4	22, 41p	19	1-5	2-4	33-31	60 - 30	18690+
38	01/01/2009	@TOR	W	18-15-05	4-1	29p, 9, 29, 9p	9	2-4	5-5	20-28	30 - 31	19176
39	01/03/2009	@BOS	W	19-15-05	4-2	37, 26p, 37, 28	37	1-3	4-5	25-31	30 - 30	17565
40	01/06/2009	OTT	W	20-15-05	4-2	37, 21, 9, 26p	9	1-5	5-5	26-33	30 - 31	18443
41	01/09/2009	NYR	W**	21-15-05	2-1	9, 12x	12	0-0	2-2	33-44	30 - 40	18385
42	01/10/2009	@DET	L	21-16-05	1-3	9	37	0-1	3-3	22-48	29 - 30	20066
43	01/14/2009	@CHI	L	21-17-05	1-4	12	19	0-7	4-4	23-25	38 - 40	21684
44	01/15/2009	@DAL	W**	22-17-05	5-4	28p, 55, 28, 41, 29x	29	1-4	1-3	35-25	30 - 35	17339
45	01/17/2009	CAR	W	23-17-05	3-1	19, 27, 19	27	0-2	5-5	26-37	30 - 30	18690+
46	01/19/2009	@FLA	W**	24-17-05	3-2	19, 26p, 12x	12	1-5	3-3	23-29	30 - 29	12480
47	01/21/2009	@TB	L	24-18-05	3-5	9, 12p, 9p	11	2-5	2-4	34-26	41 - 30	15611
48	01/27/2009	@EDM	W	25-18-05	10-2	21, 38, 9, 55, 19p, 26, 6p, 21p, 21, 19	9	3-6	7-8	37-38	30 - 35	16839
49	01/28/2009	@CGY	L	25-19-05	2-5	21, 19p	7	1-5	3-5	27-43	34 - 30	19289
50	01/31/2009	@PHX	W	26-19-05	2-0	19, 20	19	0-4	7-7	21-28	30 - 30	16253
51	02/02/2009	@ANA	L	26-20-05	2-3	36, 52	10	0-2	1-3	23-37	1 - 40	16874
52	02/04/2009	TOR	W	27-20-05	5-0	19, 21, 26p, 26, 26p	19	2-9	3-3	32-16	30 - 29	17355
53	02/06/2009	MON	W	28-20-05	3-2	6, 38, 19	19	0-4	2-3	22-37	30 - 31	18161
54	02/07/2009	@OTT	O**	28-20-06	2-3	22, 21p	12	1-1	1-2	30-42	30 - 30	18452
55	02/11/2009	OTT	L	28-21-06	1-3	12p	10	1-12	4-6	32-23	30 - 30	18690+
56	02/13/2009	SJ	W**	29-21-06	6-5	22, 6p, 9p, 12p, 29, 9x	9	3-6	0-2	35-35	30 - 20	18690+
57	02/15/2009	CAR	L	29-22-06	0-3	-	12	0-5	4-5	36-47	30 - 30	18690+
58	02/17/2009	@TOR	W	30-22-06	4-1	21p, 20, 37, 21p	20	2-4	1-2	30-28	30 - 29	19287
59	02/19/2009	@PHI	L	30-23-06	3-6	6, 6p, 9p	22	2-4	1-2	42-36	43 - 30	19642
60	02/21/2009	NYR	W	31-23-06	4-2	20, 44, 9p, 55	9	1-4	1-2	33-33	30 - 30	18690+
61	02/24/2009	ANA	L	31-24-06	2-3	28, 12p	13	1-4	3-3	36-22	35 - 40	18690+
62	02/26/2009	@CAR	O**	31-24-07	1-2	36	36	0-1	6-6	37-32	30 - 40	18219
63	02/28/2009	@NYI	L	31-25-07	0-2	-	20	0-4	4-4	31-34	34 - 40	14198
64	03/04/2009	MON	W	32-25-07	5-1	9p, 9, 6, 28p, 28s	9	2-3	5-5	27-39	40 - 31	17745
65	03/06/2009	PHX	W	33-25-07	5-1	19, 44, 19p, 29p, 21p	44	3-6	5-6	31-30	40 - 30	18690+
66	03/07/2009	@OTT	L	33-26-07	3-6	21p, 26p, 55p	14	3-5	5-6	30-36	30 - 40	18444
67	03/10/2009	@PHI	L	33-27-07	2-5	61, 55	18	0-3	4-6	29-33	43 - 40	19421
68	03/12/2009	FLA	W	34-27-07	3-1	6, 20, 26p	20	1-4	4-4	23-31	40 - 29	18690+
69	03/14/2009	ATL	O**	34-27-08	3-4	20, 9, 61	21	0-3	5-6	37-32	32 - 40	18690+
70	03/17/2009	@OTT	L	34-28-08	2-4	5, 29	11	0-4	6-9	13-36	30 - 32	20053
71	03/20/2009	PHI	L	34-29-08	4-6	26, 17, 9, 34	22	0-7	1-3	43-31	43 - 40	18690+
72	03/21/2009	@NYR	L	34-30-08	3-5	20, 41, 5	13	0-5	1-2	40-31	30 - 40	18200
73	03/25/2009	FLA	W	35-30-08	5-3	52p, 29, 41, 19p, 61	19	2-5	2-2	45-33	32 - 29	18690+
74	03/27/2009	TOR	W	36-30-08	5-3	55, 19, 20, 19, 28	19	0-2	4-5	24-36	30 - 31	18620
75	03/28/2009	@MON	W**	37-30-08	4-3	22, 19p, 41, 5x	5	1-3	3-4	37-35	30 - 31	21273
76	04/01/2009	@ATL	O*	37-30-09	2-3	26p, 26p	17	2-6	3-3	32-30	1 - 30	15038
77	04/03/2009	@WSH	W*	38-30-09	5-4	21, 41, 9p, 61, 29	29	1-5	4-7	30-37	30 - 40	18277
78	04/04/2009	NJ	L	38-31-09	2-3	55, 41	15	0-4	1-2	37-28	30 - 30	18690+
79	04/06/2009	DET	L	38-32-09	1-4	28	81	0-4	1-2	33-32	30 - 30	18690+
80	04/08/2009	@TOR	W	39-32-09	3-1	29p, 26, 28	26	1-2	6-6	29-33	30 - 31	19516
81	04/09/2009	@CAR	W	40-32-09	5-1	29, 37, 55, 29, 9s	37	0-5	1-2	25-27	30 - 30	18513
82	04/11/2009	BOS	W	41-32-09	6-1	19, 34, 26, 20, 37, 26p	34	1-3	3-4	34-35	32 - 35	18690+





## Season Statistics

Pos	#	Player	GP	G	A	Pts	+/-	PIM	PP	SH	GW	S	%	TOI/g	FO%	
C	9	ROY	82	28	42	70	-5	38	9	1	9	221	12.67	21:11	50.7	
R	29	POMINVILLE	82	20	46	66	-4	18	6	1	2	239	8.37	19:45	37.3	
L	26	VANEK	73	40	24	64	-1	44	20	2	5	211	18.96	17:11	16.7	
C	19	CONNOLLY	48	18	29	47	12	22	5	1	5	126	14.29	19:07	42.1	
R	21	STAFFORD	79	20	25	45	3	29	9	0	0	183	10.93	15:37	20.0	
C	17	MOORE	TOR	63	12	29	41	-1	69	4	1	1	132	9.1	17:18	54.8
			BUF	18	1	3	4	-1	23	0	0	0	33	3.0	15:12	51.1
			TOT	81	13	32	45	-2	92	4	1	1	165	7.88	16:50	54.1
R	6	SPACEK	80	8	37	45	2	38	4	0	0	130	6.15	22:16	0.0	
C	41	MacARTHUR	71	17	14	31	-4	56	5	0	0	108	15.74	13:50	34.9	
L	28	GAUSTAD	62	12	17	29	4	108	3	1	1	122	9.84	16:06	52.7	
R	20	PAILLE	73	12	15	27	0	20	0	0	2	80	15.00	11:54	17.6	
D	55	HECHT	70	12	15	27	-9	33	3	1	1	173	6.94	17:23	43.7	
R	52	RIVET	64	2	22	24	4	125	1	0	0	80	2.50	20:14	0.0	
D	5	LYDMAN	80	3	20	23	0	70	0	0	0	99	3.03	21:46	0.0	
D	61	AFINOGENOV	48	6	14	20	-7	20	0	0	0	93	6.45	12:36	0.0	
C	22	MAIR	75	8	11	19	4	95	0	0	1	75	10.67	10:34	48.3	
L	44	SEKERA	69	3	16	19	-11	22	1	0	1	84	3.57	20:42	0.0	
D	27	NUMMINEN	57	2	15	17	-4	22	1	0	1	34	5.88	17:30	0.0	
C	37	ELLIS	45	7	5	12	4	12	0	0	2	73	9.59	8:49	46.9	
D	10	TALLINDER	66	1	11	12	-2	36	0	0	1	35	2.86	18:25	0.0	
D	36	KALETA	51	4	5	9	1	89	0	0	0	35	11.43	8:55	20.0	
D	34	BUTLER	47	2	4	6	11	18	0	0	1	36	5.56	16:43	0.0	
R	38	PAETSCH	23	2	4	6	3	25	0	0	0	21	9.52	12:11	0.0	
D	25	MANCARI	7	1	1	2	-4	4	0	0	0	21	4.76	13:15	57.1	
L	76	PETERS	28	0	1	1	-2	81	0	0	0	10	0.00	4:01	0.0	
D	42	GERBE	10	0	1	1	3	4	0	0	0	24	0.00	13:36	100.0	
L	4	WEBER	7	0	0	0	-3	19	0	0	0	2	0.00	14:10	0.0	
D	17	GRAGNANI	4	0	0	0	2	2	0	0	0	3	0.00	15:23	0.0	
L	58	KENNEDY	1	0	0	0	0	0	0	0	0	1	0.00	11:04	0.0	

## GOALTENDER

Pos	#	Player	GP	MIN	Avg	W	L	OT	EN	SO	GA	SA	Sv%	G	A	PIM	
G	30	MILLER	59	3443	2.53	34	18	6	6	5	145	1773	.918	0	0	4	
G	40	LALIME	25	1297	3.10	5	13	3	1	0	67	669	.900	0	0	0	
G	32	TELLQVIST	TOR	15	798	2.86	7	5	1	-	0	38	408	.907	0	0	0
			BUF	6	230	2.35	2	1	0	-	0	9	125	.928	0	0	0
			TOT	21	1027	2.75	9	6	1	3	0	47	533	.912	0	0	0





### Home and Road Scoring

Player	POS	Home: GP	G	A	P	+/-	Road: GP	G	A	P	+/-	Total: GP	G	A	P	+/-
Derek Roy	C	41	13	23	36	-1	41	15	19	34	-4	82	28	42	70	-5
Jason Pominville	RW	41	8	19	27	-4	41	12	27	39	0	82	20	46	66	-4
Thomas Vanek	LW	36	17	12	29	-5	37	23	12	35	4	73	40	24	64	-1
Tim Connolly	C	23	11	17	28	9	25	7	12	19	3	48	18	29	47	12
Drew Stafford	RW	38	8	11	19	6	41	12	14	26	-3	79	20	25	45	3
Dominic Moore	C	39	6	16	22	-5	42	7	16	23	3	81	13	32	45	-2
Jaroslav Spacek	D	40	5	19	24	-8	40	3	18	21	10	80	8	37	45	2
Clarke MacArthur	C	36	11	3	14	4	35	6	11	17	-8	71	17	14	31	-4
Paul Gaustad	C	30	8	7	15	1	32	4	10	14	3	62	12	17	29	4
Jochen Hecht	LW	35	5	10	15	-1	35	7	5	12	-8	70	12	15	27	-9
Daniel Paille	LW	37	7	7	14	6	36	5	8	13	-6	73	12	15	27	0
Craig Rivet	D	31	1	12	13	8	33	1	10	11	-4	64	2	22	24	4
Toni Lydman	D	39	1	6	7	2	41	2	14	16	-2	80	3	20	23	0
Maxim Afinogenov	RW	25	3	9	12	-5	23	3	5	8	-2	48	6	14	20	-7
Adam Mair	C	38	4	6	10	3	37	4	5	9	1	75	8	11	19	4
Andrej Sekera	D	37	2	10	12	-6	32	1	6	7	-5	69	3	16	19	-11
Teppo Numminen	D	31	2	7	9	-2	26	0	8	8	-2	57	2	15	17	-4
Matt Ellis	LW	19	3	3	6	2	26	4	2	6	2	45	7	5	12	4
Henrik Tallinder	D	33	1	6	7	4	33	0	5	5	-6	66	1	11	12	-2
Patrick Kaleta	RW	28	1	4	5	-1	23	3	1	4	2	51	4	5	9	1
Chris Butler	D	22	2	3	5	18	25	0	1	1	-7	47	2	4	6	11
Nathan Paetsch	D	11	1	1	2	-1	12	1	3	4	3	23	2	4	6	3
Mark Mancari	RW	5	1	1	2	-1	2	0	0	0	-3	7	1	1	2	-4
Andrew Peters	LW	14	0	1	1	0	14	0	0	0	-2	28	0	1	1	-2
Nathan Gerbe	C	6	0	0	0	0	4	0	1	1	3	10	0	1	1	3
Marc-Andre Gagnani	D	0	0	0	0	0	4	0	0	0	2	4	0	0	0	2
Tim Kennedy	LW	1	0	0	0	0	0	0	0	0	0	1	0	0	0	0
Mike Weber	D	5	0	0	0	-3	2	0	0	0	0	7	0	0	0	-3





Real-Time Stat Leaders

HITS

Player	GP	Hits
*Cal Clutterbuck	78	356
Toni Lydman	80	165
Paul Gaustad	62	141
Patrick Kaleta	51	137
Adam Mair	75	107
Daniel Paille	73	84
Clarke MacArthur	71	80
Drew Stafford	79	80
Jaroslav Spacek	80	78
Dominic Moore (TOR/BUF)	81	75
Andrej Sekera	69	64

BLOCKED SHOTS

Player	GP	Hits
*Zbynek Michalek	82	271
Toni Lydman	80	166
Jaroslav Spacek	80	126
Andrej Sekera	69	94
Henrik Tallinder	66	81
Craig Rivet	64	73
Chris Butler	47	60
Jason Pominville	82	50
Teppo Numminen	57	45
Derek Roy	82	44
Paul Gaustad	62	39

TAKE AWAYS

Player	GP	Hits
*Evgeni Malkin	82	94
Derek Roy	82	52
Jason Pominville	82	43
Dominic Moore (TOR/BUF)	81	41
Thomas Vanek	73	33
Jochen Hecht	70	30
Tim Connolly	48	29
Jaroslav Spacek	80	25
Drew Stafford	79	24
Toni Lydman	80	20
Adam Mair	75	19
Andrej Sekera	69	19

FACEOFF BREAKDOWN

Player	GP	FOW	FOL	TOT	FO%
*Rod Brind'Amour	80	908	580	1488	61.0
Dominic Moore (TOR/BUF)	81	673	571	1244	54.1
Paul Gaustad	62	452	406	858	52.7
Derek Roy	82	745	724	1469	50.7
Adam Mair	75	200	214	414	48.3
Matt Ellis	45	112	127	239	46.9
Jochen Hecht	70	235	303	538	43.7
Tim Connolly	48	229	315	544	42.1
Jason Pominville	82	25	42	67	37.3
Clarke MacArthur	71	76	142	218	34.9
Drew Stafford	79	4	16	20	20.0

\*NHL Leaders

Team Records

Record	Sabres
Last Game Sat., 4/11/09 vs Boston (6-1 W)	
Next Game	**None**
Overall record/streak	41 - 32 - 9/Win 3/Undef 3
Home record/streak	23 - 15 - 3/Win 1/Undef 1
Road record/streak	18 - 17 - 6/Win 3/Undef 3
Last 5 Games	3 - 2 - 0
Last 10 Games	7 - 2 - 1
1-goal games	16-16
2-goal games	13-12
3-goal games	12-13
Scoring first	29-10-5
Opponent scoring first	12-22-4
Leading after 1 period	26-7-3
Trailing after 1 period	8-15-2
Tied after 1 period	7-10-4
Leading after 2 periods	27-1-6

Record	Sabres
Trailing after 2 periods	7-23-2
Tied after 2 periods	7-8-1
Overtime Record - This Season	10-9
Overtime Record - Franchise	99-97-215
Overshooting opponent	15-15-6
Outshot by opponent	24-17-3
Even shots	2-0-0
vs. Northeast	14-8-2
vs. Atlantic	9-10-1
vs. Southeast	9-6-5
vs. EASTERN CONFERENCE	32-24-8
vs. Central	1-5-0
vs. Pacific	5-2-0
vs. Northwest	3-1-1
vs. WESTERN CONFERENCE	9-8-1

MONTH-BY-MONTH

Month	W-L-OT	PONTS
October	6-2-2	14
November	5-7-1	11
December	6-6-2	14
January	9-4-0	18

Month	W-L-OT	PONTS
February	5-6-2	12
March	6-5-1	13
April	4-2-1	9
<b>TOTALS</b>	<b>41-32-9</b>	<b>91</b>





## Team Stats

### GOALS BY PERIOD

Player	1st	2nd	3rd	OT	T	Avg
Sabres	81	84	75	2	242	(3.0 avg.)
Opponents	58	87	80	4	229	(2.8 avg.)

### SHOTS BY PERIOD

Player	1st	2nd	3rd	OT	T	Avg
Sabres	829	874	765	37	2505	(30.5 avg.)
Opponents	841	866	820	48	2575	(31.4 avg.)

### POWER PLAY

Player	G	Att	Pct
Overall	75	358	20.9 (7th NHL)
Home	36	194	18.6 (14th NHL)
Road	39	164	23.8 (4th NHL)
Five (5) short-handed goals allowed (T-6th NHL)			

### PENALTY KILLING

Player	G	Att	Pct
Overall	61	336	81.8 (14th NHL)
Home	28	149	81.2 (13th NHL)
Road	33	187	82.4 (T-6th NHL)
Five (5) short-handed goals scored (T-6th NHL)			

### PENALTIES

Player	G	Att	Pct
	82	1121	13.7 (T-14th NHL)
Seven (7) short-handed goals scored (T-16th NHL)			

### SITUATIONAL GOALS

	For	Against
5 on 5	154	147
5 on 4	62	4
5 on 3	11	0
4 on 4	5	9
4 on 3	1	0
3 on 3	0	0
3 on 4	0	3
3 on 5	0	6
4 on 5	5	51
Empty Net	3	8
Pen. Shot	1	1
<b>Totals</b>	<b>242</b>	<b>229</b>

### GOALTENDERS

Player	GP	Min	GA	Avg	W	L	OT/SO
Tellqvist	6	230	9	2.35	2	1	0
Lalime	24	1297	67	3.1	5	13	3
Miller	59	3443	145	2.53	34	18	6

### SABRES SPECIAL TEAM SCORING - POWER PLAYS

Player	G	A	Pts
A. Sekera	1	4	5
C. MacArthur	5	5	10
C. Rivet	1	10	11
D. Moore	4	5	9
D. Roy	9	21	30
D. Stafford	9	8	17
H. Tallinder	0	1	1
J. Hecht	3	2	5
J. Pominville	6	18	24
J. Spacek	4	18	22
M. Afinogenov	0	7	7
M. Ellis	0	1	1
M. Mancari	0	1	1
N. Gerbe	0	1	1
N. Paetsch	0	1	1
P. Gaustad	3	5	8
T. Connolly	5	13	18
T. Lydman	0	5	5
T. Numminen	1	5	6
T. Vanek	20	6	26

### SABRES SPECIAL TEAM SCORING - SHORT-HANDED

Player	G	A	Pts
C. Rivet	0	1	1
D. Moore	1	0	1
D. Paille	0	2	2
D. Roy	1	0	1
J. Hecht	1	2	3
J. Pominville	1	0	1
P. Gaustad	1	0	1
T. Connolly	1	0	1
T. Lydman	0	1	1
T. Vanek	2	0	2

### INDIVIDUAL LEADERS

Sabres	GP	Hits
Points	D. Roy (70), J. Pominville (66), T. Vanek (64)	
Goals	T. Vanek (40), D. Roy (28), J. Pominville (20)	
Assists	J. Pominville (46), D. Roy (42), J. Spacek (37)	
PP Goals	T. Vanek (20), D. Roy (9), D. Stafford (9)	
SH Goals	T. Vanek (2), J. Hecht (1), T. Connolly (1)	
GW Goals	D. Roy (9), T. Connolly (5), T. Vanek (5)	
3 + Goals	T. Vanek (1), D. Stafford (1)	
PIM	C. Rivet (125), P. Gaustad (108), A. Mair (95)	
Shots	J. Pominville (239), D. Roy (221), T. Vanek (211)	
Plus/Minus	T. Connolly (+12), C. Butler (+11), C. Rivet (+4)	





## Shootout Summary

## 2005-2006 (5-5)

Date	SDG	Losing Goalie	Score
Oct. 13, 2005	Daniel Briere	John Grahame	BUF 4 @ TB 3
Nov. 22, 2005	Jaromir Jagr	Martin Biron	NYR 3 @ BUF 2
Nov. 23, 2005	Ales Kotalik	Rick DiPietro	BUF 4 @ NYI 3
Dec. 19, 2005	Maxim Afinogenov	Antero Niittymaki	BUF 2 @ PHI 1
Dec. 29, 2005	Mats Sundin	Martin Biron	BUF 3 @ TOR 4
Jan. 12, 2006	Geoff Sanderson	Martin Biron	PHX 2 @ BUF 1
Feb. 4, 2006	Thomas Vanek	Dominik Hasek	OTT 1 @ BUF 2
Feb. 12, 2006	Eric Staal	Ryan Miller	BUF 3 @ CAR 4
Mar. 27, 2006	Petr Sykora	Ryan Miller	BUF 4 @ NYR 5
Apr. 3, 2006	Maxim Afinogenov	J-S Aubin	BUF 3 @ TOR 2

## 2006-2007 (10-4)

Date	SDG	Losing Goalie	Score
Oct. 4, 2006	Daniel Briere	Cam Ward	BUF 3 @ CAR 2
Oct. 6, 2006	Maxim Afinogenov	Cristobal Huet	MTL 4 @ BUF 5
Oct. 13, 2006	Ales Kotalik	Dominik Hasek	BUF 3 @ DET 2
Oct. 28, 2006	Slava Kozlov	Ryan Miller	ATL 5 @ BUF 4
Nov. 2, 2006	Ales Kotalik	Tim Thomas	BUF 5 @ BOS 4
Dec. 1, 2006	Daniel Briere	Kevin Weekes	NYR 3 @ BUF 4
Dec. 9, 2006	Thomas Vanek	Cristobal Huet	BUF 3 @ MTL 2
Jan. 15, 2007	Marco Sturm	Ryan Miller	BUF 2 @ BOS 3
Jan. 19, 2007	Ales Kotalik	Dany Sabourin	VAN 3 @ BUF 4
Feb. 6, 2007	Daniel Briere	Kari Lehtonen	BUF 4 @ ATL 3
Feb. 10, 2007	Ales Kotalik	Miikka Kiprusoff	CGY 2 @ BUF 3
Feb. 17, 2007	Petr Tenkrat	Ryan Miller	BOS 4 @ BUF 3
Feb. 22, 2007	Drew Stafford	Martin Gerber	OTT 5 @ BUF 6
Mar. 13, 2007	Sidney Crosby	Ryan Miller	BUF 4 @ PIT 5

## 2007-2008 (4-9)

Date	SDG	Losing Goalie	Score
Dec. 22, 2007	Ales Kotalik	Martin Biron	BUF 6 @ PHIL 5
Dec. 28, 2007	Zach Parise	Ryan Miller	BUF 1 @ NJ 2
Jan. 1, 2008	Sidney Crosby	Ryan Miller	PIT 2 @ BUF 1
Jan. 8, 2008	Patrik Elias	Ryan Miller	BUF 1 @ NJ 2
Jan. 10, 2008	Dean McAmmond	Jocelyn Thibault	BUF 2 @ OTT 3
Jan. 12, 2008	Zach Parise	Ryan Miller	NJ 3 @ BUF 2
Feb. 1, 2008	Eric Perrin	Jocelyn Thibault	BUF 4 @ ATL 5
Feb. 6, 2008	Drew Stafford	Martin Brodeur	NJ 2 @ BUF 3
Feb. 8, 2008	Phil Kessel	Ryan Miller	BOS 3 @ BUF 2
Feb. 25, 2008	Daniel Briere	Ryan Miller	PHIL 4 @ BUF 3
Mar. 10, 2008	Scott Gomez	Ryan Miller	NYR 3 @ BUF 2
Mar. 27, 2008	Derek Roy	Martin Gerber	BUF 4 @ OTT 3
Apr. 1, 2008	Maxim Afinogenov	Andrew Raycroft	BUF 4 @ TOR 3

## 2008-2009 (8-5)

Date	SDG	Losing Goalie	Score
Oct. 10, 2008	Ales Kotalik	Carey Price	MTL 1 @ BUF 2
Oct. 18, 2008	Slava Kozlov	Patrick Lalime	BUF 2 @ ATL 3
Oct. 21, 2008	Thomas Vanek	Manny Fernandez	BOS 2 @ BUF 3
Oct. 25, 2008	Ryan Smyth	Ryan Miller	BUF 1 @ COL 2
Dec. 27, 2008	Ales Kotalik	Joey MacDonald	NYI 3 @ BUF 4
Jan. 9, 2009	Ales Kotalik	Stephen Valliquette	NYR 1 @ BUF 2
Jan. 15, 2009	Jason Pominville	Marty Turco	BUF 5 @ DAL 4
Jan. 19, 2009	Ales Kotalik	Tomas Vokoun	BUF 3 @ FLA 2
Feb. 7, 2009	Mike Fisher	Ryan Miller	BUF 2 @ OTT 3
Feb. 13, 2009	Derek Roy	Evgeni Nabokov	SJ 5 @ BUF 6
Feb. 26, 2009	Jussi Jokinen	Patrick Lalime	BUF 1 @ CAR 2
Mar. 14, 2009	Brett Sterling	Patrick Lalime	ATL 4 @ BUF 3
Mar. 28, 2009	Toni Lydman	Carey Price	BUF 4 @ MTL 3





## All-Time Shootout Stats

### BUFFALO SHOOTERS

Player	Goals	Attempts	PCT	GDG
Ales Kotalik	18	36	50.0	9
Daniel Briere	8	18	44.4	4
Drew Stafford	7	18	38.9	2
Maxim Afinogenov	6	14	42.9	4
Derek Roy	6	17	35.3	2
Thomas Vanek	6	29	20.7	3
Jason Pominville	4	13	30.8	1
Tim Connolly	3	14	21.4	1
Toni Lydman	1	1	100.0	1
Henrik Tallinder	1	2	50.0	0
Clarke MacArthur	0	5	0.0	0
Jochen Hecht	0	2	0.0	0
Chris Drury	0	2	0.0	0
Dainius Zubrus	0	1	0.0	0
Steve Bernier	0	1	0.0	0

### BUFFALO GOALTENDERS

Player	GA	SA	PCT	W-L
Ryan Miller	37	136	.728	25-16
Martin Biron	5	12	.583	2-3
Patrick Lalime	4	10	.600	0-2
Jocelyn Thibault	3	10	.700	0-2
Mika Noronen	1	1	.000	---

**Most Wins in a Season:** 10 (2006-07)

**Fewest Losses in a season:** 4 (2006-07)

**Most shootouts:** 14 (2006-07)

**Longest Shootout:** 8 rounds/16 shooters (2/17/07 vs. Boston)





Player Game-By-Game Stats

GM.#	Date	Team	No. 4 WEBER	No. 5 LYDMAN	No. 6 SPACEK	No. 9 ROY	No. 10 TALLINDER
1	10/10/2008	MON	MIN	0-1 2/0 19:00	0-0 0/0 22:46	0-0 2/0 23:29	0-0 1/0 19:04
2	10/13/2008	@NYI	MIN	0-0 2/1 22:11	0-1 0/1 25:30	0-1 4/1 22:34	0-1 0/2 14:35
3	10/15/2008	@NYR	MIN	0-1 0/1 17:45	0-0 0/0 21:31	0-1 3/-1 21:47	0-0 0/-1 16:29
4	10/17/2008	VAN	MIN	0-0 2/0 18:40	1-1 3/2 21:51	0-0 1/1 20:09	0-0 0/-1 16:03
5	10/18/2008	@ATL	MIN	0-0 0/-1 20:40	0-0 2/1 26:34	0-0 4/0 26:36	0-0 0/-1 15:11
6	10/21/2008	BOS	MIN	0-0 1/1 19:44	0-1 1/-1 25:11	0-1 6/0 24:52	0-0 1/0 18:09
7	10/23/2008	@MIN	MIN	0-1 0/2 19:19	0-0 2/0 24:55	1-1 (W) 3/2 23:41	0-1 0/2 21:53
8	10/25/2008	@COL	MIN	0-1 1/1 26:37	0-0 1/-1 28:22	0-0 0/0 25:45	0-0 0/0 6:19
9	10/27/2008	OTT	0-0 0/-1 15:08	0-0 0/-2 17:29	0-0 3/-1 23:52	0-0 4/-2 23:18	DND
10	10/30/2008	TEB	0-0 1/-1 15:02	0-0 0/0 18:13	0-2 1/-1 21:56	0-0 4/-1 22:14	0-0 0/0 18:34
11	11/01/2008	WSH	MIN	0-0 1/2 20:44	0-1 1/2 24:10	1-0 3/2 21:55	0-0 0/2 18:50
12	11/03/2008	@NJ	MIN	0-0 1/0 18:54	0-2 0/1 22:49	0-0 3/0 21:26	0-0 0/0 16:13
13	11/07/2008	ATL	MIN	0-0 4/0 19:50	0-0 1/0 21:54	0-2 2/-1 20:10	0-1 1/0 17:13
14	11/08/2008	@BOS	MIN	0-0 0/0 19:47	0-0 0/0 19:47	0-0 1/0 18:08	0-0 3/-1 16:30
15	11/12/2008	STL	MIN	0-1 0/2 19:34	0-0 1/-1 19:59	0-0 1/-1 20:00	1-1 (W) 3/1 17:49
16	11/14/2008	CBJ	MIN	0-0 1/-1 17:10	0-0 0/-3 20:08	0-1 3/-3 18:43	0-0 0/-2 17:42
17	11/15/2008	@PIT	MIN	0-0 0/-1 21:55	0-0 3/0 22:38	0-1 1/-2 19:11	0-0 0/-1 13:22
18	11/19/2008	@BOS	MIN	0-1 2/-1 25:21	0-0 2/0 23:36	1-1 4/0 16:58	0-0 0/-1 5:49
19	11/21/2008	PHI	MIN	0-0 0/-1 19:15	0-0 2/-2 22:26	0-0 2/-2 21:11	DND
20	11/22/2008	NYI	MIN	0-0 1/1 20:24	0-1 2/0 24:39	1-0 3/0 23:02	DND
21	11/26/2008	BOS	MIN	0-0 0/0 21:28	0-0 1/1 22:39	2-0 4/2 23:01	0-0 0/0 14:03
22	11/28/2008	PIT	MIN	0-0 1/0 21:52	0-1 1/-1 20:45	0-1 1/1 20:37	0-0 1/1 15:41
23	11/29/2008	@MON	MIN	0-0 0/-1 19:03	0-1 1/0 23:20	0-1 4/1 23:17	0-0 0/-1 13:22
24	12/01/2008	NSH	MIN	0-0 3/-2 14:54	0-0 1/0 23:18	0-0 3/0 20:46	0-0 0/-2 16:02
25	12/04/2008	@FLA	MIN	0-0 3/0 21:24	0-1 4/-1 23:02	0-1 2/-1 19:01	0-0 2/0 21:24
26	12/06/2008	@TB	MIN	0-1 1/-1 19:22	0-0 2/0 22:55	1-1 (W) 2/2 19:51	0-0 0/2 10:48
27	12/08/2008	@PIT	MIN	0-0 0/-1 22:54	0-0 2/2 20:09	1-0 5/1 20:41	0-0 0/1 15:38
28	12/10/2008	TEB	MIN	0-0 0/0 22:22	0-1 1/0 21:53	0-1 3/-1 18:27	0-0 1/0 14:35
29	12/12/2008	TOR	MIN	1-0 1/1 18:11	0-0 1/2 26:56	0-1 1/1 21:13	0-0 1/1 18:32
30	12/13/2008	@NJ	MIN	0-0 0/0 24:34	0-1 1/0 19:18	1-1 (W) 2/1 21:40	0-0 0/0 24:12
31	12/17/2008	NJ	MIN	0-0 2/1 22:46	0-1 1/1 23:50	0-1 1/1 21:02	0-0 2/1 19:19
32	12/19/2008	LA	MIN	0-0 0/1 21:16	0-0 0/1 22:54	1-2 (W) 0/2 20:52	0-0 0/1 20:53
33	12/20/2008	@MON	MIN	0-0 2/-2 27:09	0-1 5/1 22:05	1-0 1/0 22:47	0-0 0/-2 27:50
34	12/22/2008	PIT	MIN	0-0 0/-3 20:33	0-0 3/0 23:01	0-0 5/-2 25:25	0-0 1/3 21:19
35	12/26/2008	@WSH	MIN	0-1 0/-1 22:13	0-1 0/-2 22:10	0-0 4/-1 21:24	0-0 0/0 23:25
36	12/27/2008	NYI	MIN	0-0 2/-1 22:29	0-0 2/0 23:55	0-1 8/0 28:08	0-0 1/1 20:06
37	12/30/2008	WSH	MIN	0-1 2/1 19:59	0-1 2/-1 19:05	0-0 2/-1 22:33	0-0 0/1 17:04
38	01/01/2009	@TOR	MIN	0-0 1/0 21:49	0-1 0/2 20:25	2-1 (W) 2/1 20:46	0-0 0/0 19:35
39	01/03/2009	@BOS	MIN	0-0 1/0 20:36	0-0 1/2 21:43	0-1 1/0 21:29	0-1 1/0 21:11
40	01/06/2009	OTT	MIN	DND	0-1 0/-1 23:52	1-2 (W) 4/2 22:15	0-0 1/0 20:08
41	01/09/2009	NYR	MIN	0-0 1/0 27:46	0-0 0/1 22:27	1-0 4/0 19:44	0-0 0/-1 13:54
42	01/10/2009	@DET	MIN	0-0 0/-1 19:52	0-0 4/0 24:10	1-0 1/0 17:58	DND
43	01/14/2009	@OHI	MIN	0-0 0/0 19:41	0-0 0/-2 22:46	0-0 1/-1 21:30	0-0 3/-1 19:44
44	01/15/2009	@DAL	MIN	0-0 4/1 28:30	0-1 1/0 18:55	0-1 5/2 26:53	0-0 0/1 22:39
45	01/17/2009	CAR	MIN	0-1 2/1 26:01	0-0 2/0 20:29	0-1 3/0 19:08	0-0 0/1 21:33
46	01/19/2009	@FLA	MIN	0-1 1/0 25:56	0-0 0/0 16:54	0-0 3/-1 22:58	0-0 0/0 21:50
47	01/21/2009	@TB	MIN	0-1 3/-2 23:59	0-0 0/0 19:27	2-0 3/0 21:48	0-0 0/-2 11:42
48	01/27/2009	@EDM	MIN	0-0 3/3 23:14	1-0 3/4 21:42	1-2 (W) 1/2 19:38	DND
49	01/28/2009	@OGY	MIN	0-1 5/-2 24:45	0-0 0/-1 21:43	0-0 3/-1 22:14	DND
50	01/31/2009	@PHX	MIN	0-0 1/1 28:34	0-0 0/0 4:04	0-1 1/1 24:43	INJ
51	02/02/2009	@ANA	0-0 0/0 15:51	0-0 2/0 27:37	DND	0-0 1/0 21:13	INJ
52	02/04/2009	TOR	0-0 1/0 16:19	0-0 3/0 23:33	DND	0-0 4/0 21:24	INJ
53	02/06/2009	MON	0-0 0/0 14:04	0-0 2/1 22:56	1-0 1/1 24:45	0-0 0/0 19:39	INJ
54	02/07/2009	@OTT	0-0 0/0 13:36	0-0 1/1 23:11	0-0 4/1 23:32	0-1 2/0 22:27	INJ
55	02/11/2009	OTT	0-0 0/-1 9:12	0-0 0/0 18:35	0-0 4/0 26:24	0-1 4/0 27:52	INJ
56	02/13/2009	SJ	MIN	0-0 1/-2 18:11	1-0 2/-2 21:25	1-1 4/0 22:25	INJ
57	02/15/2009	CAR	MIN	0-0 1/0 15:39	0-0 5/0 18:06	0-0 4/0 20:10	INJ
58	02/17/2009	@TOR	MIN	0-0 0/1 20:27	0-1 2/1 24:24	0-0 4/0 21:45	INJ
59	02/19/2009	@PHI	MIN	0-0 1/0 19:39	2-0 3/-1 24:37	1-1 2/-1 22:21	INJ
60	02/21/2009	NYR	MIN	0-0 0/0 19:33	0-1 1/2 22:58	1-2 (W) 2/2 20:54	0-1 2/0 18:44
61	02/24/2009	ANA	MIN	0-0 2/-1 20:32	0-0 2/-3 22:37	0-0 2/0 20:53	0-0 0/0 19:47
62	02/26/2009	@CAR	MIN	0-0 2/0 24:38	0-0 1/0 18:32	0-0 2/0 21:14	0-0 2/0 22:27
63	02/28/2009	@NYI	MIN	0-0 2/-1 20:23	0-0 3/-1 22:25	0-0 5/-1 23:04	0-0 0/-1 20:37
64	03/04/2009	MON	MIN	0-0 2/1 21:41	1-1 3/1 17:19	2-0 (W) 3/1 20:55	0-0 0/1 21:40
65	03/06/2009	PHX	MIN	0-0 3/0 22:44	0-2 0/2 21:12	0-1 1/0 16:42	0-0 0/0 17:31
66	03/07/2009	@OTT	MIN	0-2 2/-2 22:35	0-0 2/-1 19:47	0-0 3/-3 16:30	0-1 1/-2 22:01
67	03/10/2009	@PHI	MIN	0-0 0/0 21:38	0-0 1/1 20:40	0-0 1/2 18:33	0-0 0/0 21:17
68	03/12/2009	FLA	MIN	0-0 1/0 24:05	1-1 2/1 22:44	0-1 1/-1 17:11	0-0 0/0 20:01
69	03/14/2009	ATL	MIN	0-0 1/1 25:16	0-0 5/0 24:03	1-1 5/1 24:01	0-0 2/0 23:09
70	03/17/2009	@OTT	MIN	1-0 1/2 22:14	0-0 2/-1 26:57	0-0 1/-1 20:49	0-1 0/2 17:52
71	03/20/2009	PHI	MIN	0-0 2/1 19:30	0-0 3/2 22:46	1-0 5/0 21:22	0-0 1/0 15:20
72	03/21/2009	@NYR	MIN	1-0 3/-1 24:45	0-0 1/0 21:34	0-0 4/-2 17:25	0-0 0/-1 19:35
73	03/25/2009	FLA	MIN	0-1 4/-1 23:09	0-1 3/0 23:19	0-1 1/0 17:28	0-1 0/-1 19:15
74	03/27/2009	TOR	MIN	0-0 0/2 21:51	0-1 1/-1 22:42	0-0 5/-1 18:03	0-2 1/2 21:46
75	03/28/2009	@MON	MIN	0-1 0/1 26:17	0-0 0/0 25:08	0-0 4/-1 15:47	0-0 1/-1 22:12
76	04/01/2009	@ATL	MIN	0-0 1/-1 24:28	0-1 1/-2 23:26	0-2 3/-1 23:55	0-0 1/-1 21:57
77	04/03/2009	@WSH	MIN	0-2 1/1 22:46	0-2 4/2 27:04	1-0 4/0 16:59	0-0 0/0 17:37
78	04/04/2009	NJ	MIN	0-1 2/1 23:01	0-0 3/-1 23:53	0-1 1/0 21:03	0-0 0/1 17:55
79	04/06/2009	DET	MIN	0-0 1/-2 20:53	0-0 0/-1 22:13	0-0 0/-1 20:34	0-0 0/-2 17:10
80	04/08/2009	@TOR	MIN	0-0 1/0 22:38	0-2 2/2 20:33	0-0 3/0 19:52	0-0 0/0 21:46
81	04/09/2009	@CAR	MIN	0-0 0/1 22:04	0-2 1/3 21:22	1-0 3/2 20:48	0-0 1/1 18:35
82	04/11/2009	BOS	MIN	DND	0-1 0/1 18:55	0-0 3/0 18:13	0-0 0/2 21:55





Player Game-By-Game Stats

GM.#	Date	Team	No. 12 KOTALIK	No. 17 GRAGNANI	No. 17 MOORE	No. 19 CONNOLLY	No. 20 PAILLE
1	10/10/2008	MON	0-0 1/-1 16:27	MIN	-	DND	0-0 3/0 14:10
2	10/13/2008	@NYI	1-2 3/2 16:20	MIN	-	DND	0-2 2/1 14:10
3	10/15/2008	@NYR	1-0 3/0 16:49	MIN	-	DND	0-1 2/1 17:34
4	10/17/2008	VAN	2-0 (W) 3/0 14:08	MIN	-	DND	0-0 1/0 17:39
5	10/18/2008	@ATL	0-1 5/0 14:50	MIN	-	DND	0-0 1/0 16:40
6	10/21/2008	BOS	0-0 3/0 15:45	MIN	-	DND	0-0 0/0 19:30
7	10/23/2008	@MIN	0-0 2/1 16:50	MIN	-	DND	0-0 2/-1 15:46
8	10/25/2008	@COL	0-0 4/-1 17:43	MIN	-	DND	1-0 2/0 18:02
9	10/27/2008	OTT	0-0 5/0 15:31	MIN	-	DND	0-0 2/-1 15:34
10	10/30/2008	TB	0-0 8/-1 18:27	MIN	-	DND	0-1 1/1 13:47
11	11/01/2008	WSH	0-1 3/2 17:36	MIN	-	0-1 1/1 19:04	1-0 3/1 12:52
12	11/03/2008	@NJ	0-1 3/0 15:10	MIN	-	0-0 3/0 18:35	0-0 1/1 16:42
13	11/07/2008	ATL	1-0 3/-2 16:32	MIN	-	0-2 1/-1 15:33	0-0 0/0 14:41
14	11/08/2008	@BOS	0-0 1/0 16:12	MIN	-	1-0 2/1 18:45	DND
15	11/12/2008	STL	0-0 5/-1 19:51	MIN	-	1-1 4/1 14:17	0-1 1/2 17:15
16	11/14/2008	CBJ	0-0 1/-3 13:57	MIN	-	0-1 5/-1 21:06	0-0 1/-1 14:27
17	11/15/2008	@PIT	INJ	INJ	-	-	0-0 0/0 16:53
18	11/19/2008	@BOS	INJ	MIN	-	INJ	0-0 0/-3 15:13
19	11/21/2008	PHI	INJ	MIN	-	DND	0-0 0/0 7:50
20	11/22/2008	NYI	INJ	MIN	-	DND	0-1 1/0 13:45
21	11/26/2008	BOS	INJ	MIN	-	DND	DND
22	11/28/2008	PIT	INJ	MIN	-	DND	0-0 0/-1 10:37
23	11/29/2008	@MON	INJ	MIN	-	DND	0-0 0/-2 10:27
24	12/01/2008	NSH	0-0 3/-1 12:38	MIN	-	INJ	0-0 1/-1 15:12
25	12/04/2008	@FLA	1-0 6/0 18:35	MIN	-	INJ	0-0 0/-1 9:14
26	12/06/2008	@TB	0-0 3/0 14:13	MIN	-	INJ	0-0 0/-1 12:23
27	12/08/2008	@PIT	1-0 1/1 10:05	MIN	-	INJ	1-0 2/0 10:01
28	12/10/2008	TB	0-1 4/0 14:08	MIN	-	INJ	0-0 1/0 11:10
29	12/12/2008	TOR	0-0 2/0 13:21	MIN	-	INJ	0-0 0/-1 9:52
30	12/13/2008	@NJ	0-1 3/0 17:07	MIN	-	INJ	0-0 4/-1 13:19
31	12/17/2008	NJ	0-0 4/-1 14:06	MIN	-	INJ	0-1 0/1 10:37
32	12/19/2008	LA	0-0 4/1 18:54	MIN	-	INJ	0-0 1/0 9:05
33	12/20/2008	@MON	0-0 3/-1 12:51	MIN	-	INJ	0-0 2/0 16:02
34	12/22/2008	PIT	1-1 3/2 17:21	MIN	-	INJ	1-1 1/2 15:18
35	12/26/2008	@WSH	0-1 3/1 14:55	MIN	-	INJ	0-0 2/-1 15:53
36	12/27/2008	NYI	0-2 1/-1 15:09	MIN	-	INJ	0-0 0/0 9:32
37	12/30/2008	WSH	0-0 3/0 15:58	MIN	-	INJ	0-0 0/0 7:31
38	01/01/2009	@TOR	0-0 3/0 17:00	MIN	-	INJ	0-0 1/-1 6:06
39	01/03/2009	@BOS	0-1 3/1 16:06	MIN	-	INJ	0-1 1/1 3:36
40	01/06/2009	OTT	0-0 1/-1 12:44	MIN	-	INJ	0-0 2/0 8:26
41	01/09/2009	NYR	0-0 2/0 13:56	MIN	-	0-0 3/-1 15:37	0-0 0/0 11:53
42	01/10/2009	@DET	0-0 0/-1 15:30	MIN	-	0-0 3/0 13:01	0-0 2/-1 14:37
43	01/14/2009	@CHI	1-0 2/1 15:27	MIN	-	0-0 3/-2 17:25	0-0 0/-1 10:38
44	01/15/2009	@DAL	0-1 1/-1 15:17	MIN	-	0-0 2/-1 20:05	0-0 0/0 8:16
45	01/17/2009	CAR	0-0 3/1 14:49	MIN	-	2-0 5/2 17:22	0-0 0/0 10:39
46	01/19/2009	@FLA	0-0 1/-1 13:59	MIN	-	1-0 0/1 20:41	0-0 0/0 6:27
47	01/21/2009	@TB	1-0 1/-1 12:08	MIN	-	0-0 5/-1 18:31	0-0 1/0 8:44
48	01/27/2009	@EDM	0-2 5/1 15:09	0-0 0/2 12:48	-	2-1 2/3 20:41	0-0 0/-1 8:44
49	01/28/2009	@CGY	0-0 1/0 12:53	0-0 2/0 11:26	-	1-1 2/-1 18:40	0-0 1/0 11:13
50	01/31/2009	@PHX	0-0 2/0 9:27	0-0 1/1 19:19	-	1-0 (W) 4/1 18:47	1-0 2/1 9:21
51	02/02/2009	@ANA	0-0 5/1 15:52	0-0 0/-1 18:00	-	0-0 0/0 21:42	0-1 1/1 10:09
52	02/04/2009	TOR	0-1 2/0 14:13	MIN	-	1-1 (W) 4/2 18:38	0-0 0/0 7:27
53	02/06/2009	MON	0-0 0/1 15:12	MIN	-	1-0 (W) 1/0 17:08	DND
54	02/07/2009	@OTT	0-0 2/-1 15:58	MIN	-	0-1 4/0 19:49	DND
55	02/11/2009	OTT	1-0 2/-1 13:34	MIN	-	0-1 4/0 24:22	DND
56	02/13/2009	SJ	1-1 2/0 15:46	MIN	-	0-1 2/0 21:45	0-0 2/-1 11:07
57	02/15/2009	CAR	0-0 2/-1 12:50	MIN	-	0-0 2/0 19:09	0-0 0/-1 13:03
58	02/17/2009	@TOR	0-1 1/1 15:32	MIN	-	0-2 4/1 19:05	1-1 (W) 3/2 14:03
59	02/19/2009	@PHI	0-0 7/-1 16:47	MIN	-	0-1 3/-1 19:37	0-0 1/-1 12:30
60	02/21/2009	NYR	0-0 1/0 13:22	MIN	-	0-1 2/1 21:32	1-0 3/0 13:17
61	02/24/2009	ANA	1-1 5/-1 14:51	MIN	-	0-0 6/-1 21:21	0-0 1/-2 9:12
62	02/26/2009	@CAR	0-0 1/0 17:08	MIN	-	0-0 1/-1 21:41	0-0 0/0 8:24
63	02/28/2009	@NYI	0-0 2/-1 16:14	MIN	-	0-0 3/-1 21:10	0-0 1/0 7:56
64	03/04/2009	MON	DND	MIN	-	0-1 1/-1 16:19	0-1 3/1 17:13
65	03/06/2009	PHX	TRADED TO EDM	MIN	0-0 2/0 14:31	2-2 6/2 19:26	0-0 1/0 11:52
66	03/07/2009	@OTT	-	MIN	0-0 0/0 16:27	0-0 3/-2 17:57	DND
67	03/10/2009	@PHI	-	MIN	0-0 1/0 15:10	0-0 2/-1 17:33	DND
68	03/12/2009	FLA	-	MIN	0-0 2/0 15:26	0-1 0/1 19:53	1-0 (W) 1/1 11:06
69	03/14/2009	ATL	-	MIN	0-0 2/0 18:23	0-0 3/-2 19:29	1-0 2/2 11:53
70	03/17/2009	@OTT	-	MIN	0-0 0/1 15:01	0-0 1/2 21:16	0-0 1/-1 13:57
71	03/20/2009	PHI	-	MIN	1-1 5/1 14:24	0-1 5/0 23:05	0-1 1/0 9:08
72	03/21/2009	@NYR	-	MIN	0-1 2/0 13:11	0-0 3/-1 17:54	1-0 1/1 11:37
73	03/25/2009	FLA	-	MIN	0-0 3/0 15:59	1-1 (W) 2/3 18:18	0-0 2/0 14:19
74	03/27/2009	TOR	-	MIN	0-1 3/0 14:36	2-0 (W) 4/2 18:39	1-0 1/1 9:50
75	03/28/2009	@MON	-	MIN	0-0 3/0 15:53	1-1 4/0 22:07	0-0 0/1 6:40
76	04/01/2009	@ATL	-	MIN	0-0 2/-2 14:27	0-0 0/0 21:58	0-0 0/-1 7:15
77	04/03/2009	@WSH	-	MIN	0-0 2/-1 9:57	0-3 0/3 22:24	DND
78	04/04/2009	NJ	-	MIN	0-0 1/-1 16:31	0-1 7/1 17:03	DND
79	04/06/2009	DET	-	MIN	0-0 1/-1 12:27	0-0 1/-2 18:14	0-0 3/1 12:43
80	04/08/2009	@TOR	-	MIN	0-0 1/1 18:20	0-0 1/1 19:17	0-0 2/-1 2:43
81	04/09/2009	@CAR	-	MIN	0-0 0/0 16:06	0-2 0/2 17:00	0-2 2/2 11:58
82	04/11/2009	BOS	-	MIN	0-0 3/1 16:49	1-1 2/2 14:42	1-0 1/2 12:08





Player Game-By-Game Stats

GM.#	Date	Team	No. 21 STAFFORD	No. 22 MAIR	No. 25 MANGARI	No. 26 VANEK	No. 27 NUMMINEN
1	10/10/2008	MON	0-0 4/1 20:48	0-0 0/-1 13:02	MIN	1-0 8/1 20:52	0-1 0/0 18:44
2	10/13/2008	@NYI	0-0 5/0 14:37	1-0 (W) 2/1 8:39	MIN	2-0 3/1 21:42	0-1 3/0 19:26
3	10/15/2008	@NYR	0-0 1/-1 11:18	0-0 0/0 13:58	MIN	2-0 (W) 7/0 18:10	0-1 1/1 20:59
4	10/17/2008	VAN	0-0 3/1 14:58	0-0 0/0 14:03	MIN	1-2 7/2 16:36	0-1 3/0 21:04
5	10/18/2008	@ATL	0-0 2/-1 13:48	0-0 0/0 11:19	MIN	1-0 7/-1 24:14	0-0 0/0 23:58
6	10/21/2008	BOS	1-0 5/0 17:36	0-0 1/0 12:42	MIN	0-0 2/0 18:32	0-0 0/1 20:51
7	10/23/2008	@MIN	1-1 1/1 16:13	1-0 1/1 16:19	MIN	1-1 1/3 18:29	0-0 0/-1 16:20
8	10/25/2008	@COL	0-0 0/0 17:08	0-0 3/0 14:43	MIN	0-0 4/0 21:17	0-0 3/1 22:17
9	10/27/2008	OTT	0-0 0/-1 9:49	0-0 0/-1 10:40	MIN	0-0 4/-1 18:57	1-0 1/0 19:14
10	10/30/2008	TE	0-0 5/-2 13:11	0-0 0/-1 11:54	MIN	1-0 2/-2 21:08	0-0 0/-2 19:40
11	11/01/2008	WSH	0-0 2/0 9:15	0-0 2/0 8:43	MIN	2-0 (W) 4/2 17:58	0-0 0/0 16:05
12	11/03/2008	@NJ	0-0 0/0 9:17	0-0 0/0 6:35	MIN	0-0 3/0 15:32	0-0 0/0 19:59
13	11/07/2008	ATL	DND	0-0 1/2 11:12	MIN	1-0 4/-1 18:44	0-1 1/-1 20:32
14	11/08/2008	@BOS	0-0 1/0 9:52	0-0 2/-2 13:23	MIN	0-0 5/0 17:23	0-0 0/0 20:34
15	11/12/2008	STL	DND	1-1 1/1 15:11	MIN	0-0 4/-1 17:14	0-0 1/1 21:25
16	11/14/2008	CBJ	DND	0-0 1/0 10:48	MIN	0-0 4/-3 18:55	0-0 2/-1 18:13
17	11/15/2008	@PIT	0-0 0/0 13:49	0-1 1/1 9:54	MIN	1-0 4/-1 16:59	0-0 0/-1 18:30
18	11/19/2008	@BOS	0-1 5/-1 13:48	0-0 0/-1 8:43	MIN	2-1 4/1 16:58	0-0 0/-3 17:31
19	11/21/2008	PHI	0-0 5/-2 16:29	0-0 3/0 10:22	0-0 5/0 14:50	0-0 5/-1 21:14	0-0 0/-1 18:30
20	11/22/2008	NYI	0-0 2/1 17:00	0-0 1/0 7:04	1-0 7/0 17:09	0-0 3/0 13:40	0-0 1/-1 15:39
21	11/26/2008	BOS	0-0 3/1 16:48	0-0 1/0 9:24	0-0 1/-1 12:32	0-1 2/2 16:39	0-0 2/0 14:56
22	11/28/2008	PIT	1-2 4/1 12:54	0-0 1/0 3:03	0-1 3/0 12:51	1-0 3/0 19:30	0-0 0/0 13:38
23	11/29/2008	@MON	0-1 3/0 14:05	0-0 0/-1 7:42	0-0 2/-1 14:18	2-0 4/1 19:29	0-0 1/0 14:34
24	12/01/2008	NSH	0-0 3/0 16:36	0-0 0/0 10:05	0-0 0/0 11:51	0-0 1/-1 19:17	0-0 0/0 21:09
25	12/04/2008	@FLA	0-0 2/0 13:48	0-0 1/0 13:20	0-0 3/-2 9:19	0-0 1/-1 19:15	0-0 3/-1 15:42
26	12/06/2008	@TB	1-2 4/3 16:06	0-1 1/0 9:59	MIN	1-0 2/0 15:09	0-1 1/2 17:33
27	12/08/2008	@PIT	0-0 3/1 15:01	0-1 2/1 11:13	MIN	1-0 (W) 2/1 17:47	0-0 1/1 15:55
28	12/10/2008	TE	1-0 2/-1 14:59	0-0 0/0 9:12	MIN	2-0 (W) 4/1 21:02	0-0 0/0 17:27
29	12/12/2008	TOR	0-1 1/1 16:51	0-0 1/0 8:14	MIN	0-0 3/-1 22:18	0-0 0/0 15:42
30	12/13/2008	@NJ	1-0 4/1 19:45	0-0 2/0 13:50	MIN	2-0 4/1 19:48	0-1 0/0 16:09
31	12/17/2008	NJ	1-0 2/1 17:14	0-0 1/-1 14:26	MIN	0-0 1/-1 14:42	0-0 0/-3 16:40
32	12/19/2008	LA	1-1 1/2 20:13	1-0 1/1 15:43	MIN	0-1 3/1 17:06	0-0 0/2 16:32
33	12/20/2008	@MON	0-0 2/0 16:47	0-0 1/0 9:45	MIN	0-0 5/0 18:28	0-2 0/1 17:15
34	12/22/2008	PIT	0-0 2/-1 23:09	0-2 0/2 16:30	MIN	0-0 8/-3 17:28	0-2 0/2 18:49
35	12/26/2008	@WSH	0-1 4/-2 16:51	0-0 3/1 15:05	MIN	1-0 2/0 15:56	0-0 0/0 16:35
36	12/27/2008	NYI	0-1 3/1 20:14	0-0 0/-1 9:09	MIN	0-1 3/-2 16:41	0-0 2/0 19:29
37	12/30/2008	WSH	0-0 1/-1 18:24	1-0 3/1 12:16	MIN	0-0 1/-2 18:57	0-0 1/0 18:08
38	01/01/2009	@TOR	0-2 2/0 13:19	0-0 1/0 14:44	MIN	0-2 4/1 17:14	0-0 0/-1 18:34
39	01/03/2009	@BOS	0-0 1/0 16:24	0-0 0/0 16:39	MIN	1-0 1/0 16:07	0-0 1/0 16:40
40	01/06/2009	OTT	1-1 2/2 15:07	0-0 0/-1 13:28	MIN	1-1 3/2 18:04	0-0 0/1 16:50
41	01/09/2009	NYR	0-1 3/1 15:32	0-0 1/0 13:24	MIN	0-1 2/0 18:13	0-0 0/-1 16:15
42	01/10/2009	@DET	0-1 2/0 15:33	0-0 1/0 9:03	MIN	0-1 1/0 15:22	0-0 0/0 16:57
43	01/14/2009	@CHI	0-0 3/-1 16:03	0-1 1/1 11:12	MIN	0-0 1/-1 19:47	0-1 0/-1 16:58
44	01/15/2009	@DAL	0-2 0/1 14:49	0-0 1/-1 7:57	MIN	0-0 2/-1 22:53	0-0 0/0 18:15
45	01/17/2009	CAR	0-0 2/0 12:32	0-0 0/0 7:22	MIN	0-2 1/2 15:03	1-0 (W) 1/1 10:49
46	01/19/2009	@FLA	0-0 2/1 17:41	0-0 2/0 7:32	MIN	1-0 2/1 19:25	DND
47	01/21/2009	@TB	0-0 4/0 18:38	0-0 2/0 11:05	MIN	0-1 0/-1 15:22	DND
48	01/27/2009	@EDM	3-0 4/2 13:12	0-0 1/0 3:53	MIN	1-2 4/2 17:06	DND
49	01/28/2009	@CGY	1-0 4/-1 16:22	DND	MIN	0-1 0/-1 17:43	DND
50	01/31/2009	@PHX	0-0 2/1 13:41	DND	MIN	0-1 2/1 15:59	DND
51	02/02/2009	@ANA	0-0 1/0 17:39	0-0 1/0 9:33	MIN	0-0 1/0 16:37	INJ
52	02/04/2009	TOR	1-1 3/3 15:25	0-0 1/0 8:44	MIN	3-1 6/2 17:40	0-1 0/1 17:08
53	02/06/2009	MON	0-0 4/0 15:30	0-1 0/1 8:29	MIN	0-0 0/-1 15:34	0-0 0/0 16:35
54	02/07/2009	@OTT	1-0 3/0 15:46	1-0 2/1 16:50	MIN	0-0 0/0 3:07	0-0 0/0 18:22
55	02/11/2009	OTT	0-0 1/0 21:13	0-0 0/0 6:52	MIN	INJ	0-0 1/-1 7:44
56	02/13/2009	SJ	0-1 1/-1 17:14	1-0 1/0 11:02	MIN	INJ	0-0 1/0 18:51
57	02/15/2009	CAR	0-0 6/0 17:48	0-0 1/-1 11:36	MIN	INJ	0-0 0/-2 13:47
58	02/17/2009	@TOR	2-0 2/0 20:15	0-0 0/0 10:05	MIN	INJ	0-0 0/1 15:50
59	02/19/2009	@PHI	0-2 5/-1 19:46	0-0 0/-1 9:06	MIN	INJ	0-0 0/0 12:15
60	02/21/2009	NYR	0-0 4/0 19:12	0-0 0/0 5:47	MIN	INJ	DND
61	02/24/2009	ANA	0-0 1/-1 16:00	0-0 1/0 9:56	MIN	INJ	DND
62	02/26/2009	@CAR	0-0 3/-1 15:54	0-0 1/0 8:06	MIN	INJ	DND
63	02/28/2009	@NYI	0-0 3/0 13:29	0-0 0/-1 7:37	MIN	INJ	DND
64	03/04/2009	MON	0-0 1/-1 13:34	0-0 1/1 7:50	MIN	0-0 3/-1 13:42	0-0 0/0 16:28
65	03/06/2009	PHX	1-0 2/2 12:46	0-0 1/0 8:31	MIN	0-0 2/2 15:27	DND
66	03/07/2009	@OTT	1-0 2/-2 14:12	0-0 0/0 10:40	MIN	1-0 1/-1 14:16	DND
67	03/10/2009	@PHI	0-0 2/0 10:58	0-0 1/0 11:07	MIN	0-0 2/-2 12:37	0-1 0/1 16:08
68	03/12/2009	FLA	0-0 1/-1 14:14	0-0 0/0 9:15	MIN	1-0 3/-1 14:45	DND
69	03/14/2009	ATL	0-1 1/1 16:34	0-0 0/0 5:16	MIN	0-1 2/0 16:27	DND
70	03/17/2009	@OTT	0-0 3/0 14:38	DND	MIN	0-1 0/2 14:29	DND
71	03/20/2009	PHI	0-1 2/-1 17:06	DND	MIN	1-0 5/0 19:34	DND
72	03/21/2009	@NYR	0-0 0/-2 15:07	DND	MIN	0-1 3/-1 16:27	DND
73	03/25/2009	FLA	0-0 0/0 8:35	DND	MIN	0-0 1/0 12:23	DND
74	03/27/2009	TOR	0-0 2/-1 15:27	DND	MIN	0-0 1/0 14:02	DND
75	03/28/2009	@MON	0-0 2/-1 17:11	1-0 4/1 13:13	MIN	0-0 2/-1 14:47	DND
76	04/01/2009	@ATL	0-0 1/-1 14:48	0-0 0/-1 7:32	MIN	2-0 7/-2 18:40	0-0 2/-2 15:03
77	04/03/2009	@WSH	1-0 2/1 14:32	0-0 0/0 6:18	MIN	0-0 2/0 19:26	DND
78	04/04/2009	NJ	0-0 2/1 18:42	0-0 2/-1 6:00	MIN	0-0 5/-1 18:56	DND
79	04/06/2009	DET	0-0 1/0 15:22	0-1 6/1 12:13	MIN	0-0 1/-1 12:54	DND
80	04/08/2009	@TOR	0-1 3/0 17:39	0-1 3/1 13:02	MIN	1-0 (W) 1/1 12:12	DND
81	04/09/2009	@CAR	0-0 1/0 13:47	0-0 2/0 12:17	MIN	0-0 1/2 16:32	DND
82	04/11/2009	BOS	0-0 2/0 16:44	0-1 0/1 11:59	MIN	2-1 5/2 12:27	0-1 1/2 22:30





Player Game-By-Game Stats

GM.#	Date	Team	No. 28 GAUSTAD	No. 29 POMINVILLE	No. 34 BUTLER	No. 36 KALETA	No. 37 ELLIS
1	10/10/2008	MON	INJ	0-0 4/0 20:23	MIN	0-0 0/0 8:09	DND
2	10/13/2008	@NYI	INJ	1-2 2/1 24:28	MIN	0-0 0/0 4:15	DND
3	10/15/2008	@NYR	INJ	0-1 0/0 19:12	MIN	0-0 0/0 6:45	0-0 0/0 7:32
4	10/17/2008	VAN	INJ	0-0 1/0 20:52	MIN	0-0 2/0 8:51	0-0 1/0 8:14
5	10/18/2008	@ATL	INJ	1-1 3/0 21:32	MIN	0-0 1/0 3:42	0-0 0/0 6:46
6	10/21/2008	BOS	INJ	0-0 4/0 21:34	MIN	0-0 0/0 4:58	0-0 2/0 6:10
7	10/23/2008	@MIN	INJ	0-0 2/-1 20:28	MIN	0-0 1/0 5:06	0-0 3/0 5:10
8	10/25/2008	@COL	INJ	0-0 3/1 20:30	MIN	0-0 0/0 7:21	0-0 2/0 4:50
9	10/27/2008	OTT	INJ	0-0 1/-1 19:36	MIN	0-0 0/-1 10:50	0-0 1/0 8:55
10	10/30/2008	TE	0-0 0/-1 11:07	0-0 4/1 20:38	MIN	0-0 0/-2 5:57	DND
11	11/01/2008	WSH	0-0 1/1 14:00	1-1 2/1 19:04	MIN	0-1 0/1 8:36	DND
12	11/03/2008	@NJ	0-0 1/1 15:10	1-0 (W) 4/0 19:41	MIN	1-0 2/1 10:23	DND
13	11/07/2008	ATL	0-0 1/0 14:57	0-0 4/-1 16:57	MIN	0-0 0/0 11:29	DND
14	11/08/2008	@BOS	0-0 0/-1 11:23	0-1 8/0 16:38	MIN	0-0 0/-1 7:20	MIN
15	11/12/2008	STL	0-1 1/1 14:28	1-0 3/1 20:02	MIN	DND	MIN
16	11/14/2008	CBJ	0-0 1/-1 14:10	1-0 4/-2 20:21	MIN	DND	MIN
17	11/15/2008	@PIT	0-0 1/-1 16:36	1-0 4/0 21:43	MIN	0-0 0/0 6:29	MIN
18	11/19/2008	@BOS	0-0 3/-2 17:11	1-2 2/1 18:21	MIN	0-0 1/0 11:52	MIN
19	11/21/2008	PHI	0-0 2/0 16:53	0-0 2/-1 22:43	MIN	0-0 0/0 6:27	MIN
20	11/22/2008	NYI	0-1 3/1 16:47	0-0 2/-1 19:00	MIN	0-0 3/0 6:05	MIN
21	11/26/2008	BOS	0-0 0/-1 16:52	0-1 4/1 19:03	MIN	0-0 0/0 11:24	MIN
22	11/28/2008	PIT	2-0 (W) 4/1 19:20	0-1 1/1 19:07	MIN	0-0 1/-1 5:43	MIN
23	11/29/2008	@MON	0-0 1/0 18:10	0-0 3/0 21:41	MIN	0-0 1/-1 5:22	MIN
24	12/01/2008	NSH	0-0 3/0 17:40	0-0 1/-1 20:41	MIN	DND	MIN
25	12/04/2008	@FLA	0-0 6/0 15:12	0-0 2/0 19:39	MIN	INJ	MIN
26	12/06/2008	@TB	0-1 3/0 17:58	0-0 0/-1 20:32	MIN	INJ	MIN
27	12/08/2008	@PIT	0-1 3/0 16:05	0-1 2/0 23:20	MIN	INJ	MIN
28	12/10/2008	TE	0-0 4/0 15:30	1-2 4/1 21:49	MIN	INJ	MIN
29	12/12/2008	TOR	0-0 1/-1 12:23	0-0 6/-1 22:54	MIN	INJ	MIN
30	12/13/2008	@NJ	0-0 2/-1 16:07	0-1 1/0 17:05	MIN	INJ	MIN
31	12/17/2008	NJ	1-0 1/0 13:41	0-1 2/-1 18:40	MIN	1-0 1/0 9:41	MIN
32	12/19/2008	LA	DND	0-1 2/1 19:37	0-1 2/2 12:16	0-0 0/1 9:35	1-0 2/1 8:10
33	12/20/2008	@MON	DND	0-1 2/1 21:46	0-0 1/1 10:38	DND	0-0 0/-1 10:43
34	12/22/2008	PIT	DND	0-0 2/-1 18:00	0-0 1/2 11:08	DND	0-0 3/-1 12:46
35	12/26/2008	@WSH	DND	0-0 3/0 20:47	0-0 1/0 12:09	DND	0-0 0/0 7:11
36	12/27/2008	NYI	INJ	1-0 5/-1 22:23	0-0 0/-1 13:45	DND	0-0 0/0 8:09
37	12/30/2008	WSH	0-1 4/1 13:29	0-0 3/-2 21:26	0-0 1/0 18:08	INJ	0-0 2/0 6:20
38	01/01/2009	@TOR	0-0 0/1 19:23	2-0 2/1 17:24	0-0 0/-1 16:25	INJ	0-0 1/0 8:54
39	01/03/2009	@BOS	1-0 4/1 20:30	0-2 4/1 20:06	0-0 1/0 15:09	INJ	2-1 (W) 3/3 9:51
40	01/06/2009	OTT	0-1 2/0 18:58	0-0 3/0 18:16	0-0 2/2 13:00	INJ	1-0 2/0 9:45
41	01/09/2009	NYR	0-0 2/0 14:48	0-0 4/0 18:44	DND	INJ	0-0 1/0 12:19
42	01/10/2009	@DET	0-0 0/-1 19:50	0-0 4/-1 16:17	0-0 0/-1 14:46	INJ	0-0 0/0 8:56
43	01/14/2009	@OHI	0-0 2/1 15:25	0-0 3/-2 17:52	DND	INJ	0-0 0/-1 8:08
44	01/15/2009	@DAL	2-0 5/1 11:57	0-2 3/2 25:50	0-0 3/-1 15:53	INJ	0-0 1/0 8:35
45	01/17/2009	CAR	0-0 1/0 18:09	0-1 1/0 18:07	0-0 0/1 17:39	INJ	0-0 2/0 7:48
46	01/19/2009	@FLA	0-0 3/0 19:53	0-1 1/0 22:51	0-0 1/0 23:34	INJ	0-0 1/0 6:26
47	01/21/2009	@TB	0-1 1/-1 17:49	0-2 6/0 21:28	0-0 2/0 20:29	INJ	0-0 0/0 9:57
48	01/27/2009	@EDM	0-1 0/1 15:49	0-2 4/2 21:06	0-0 0/0 21:06	INJ	0-0 3/0 9:18
49	01/28/2009	@CGY	0-0 4/0 19:56	0-0 1/-1 19:56	0-0 0/-1 20:20	INJ	0-0 1/0 7:55
50	01/31/2009	@PHX	0-0 0/0 17:14	0-0 2/0 21:23	0-1 0/1 29:55	0-0 0/1 10:40	0-0 2/0 9:22
51	02/02/2009	@ANA	0-2 2/1 14:50	0-0 1/0 20:00	0-0 1/0 22:55	1-0 2/0 13:17	0-0 0/1 9:34
52	02/04/2009	TOR	0-0 2/0 19:48	0-2 1/0 20:24	0-0 0/2 18:41	0-0 0/0 13:33	0-0 2/0 8:10
53	02/06/2009	MON	DND	0-0 2/0 20:55	0-0 0/1 17:25	0-1 1/1 13:49	0-1 4/1 8:43
54	02/07/2009	@OTT	DND	0-1 3/0 21:48	0-0 1/-1 22:33	0-0 1/0 8:58	0-1 2/1 16:24
55	02/11/2009	OTT	DND	0-0 5/0 23:49	0-0 0/0 17:01	0-0 0/0 6:42	0-0 1/0 9:37
56	02/13/2009	SJ	DND	1-1 5/0 20:21	0-0 0/0 21:39	0-0 0/0 10:39	0-1 3/0 13:46
57	02/15/2009	CAR	DND	0-0 5/-1 18:48	0-0 0/0 23:27	0-0 0/0 9:23	0-0 1/0 12:52
58	02/17/2009	@TOR	DND	0-1 2/0 16:50	0-0 1/0 16:29	0-0 1/1 9:06	1-0 2/1 11:25
59	02/19/2009	@PHI	0-1 3/-1 18:58	0-0 2/-3 18:38	0-0 1/-2 16:35	DND	0-0 2/-1 5:57
60	02/21/2009	NYR	0-1 2/-1 16:12	0-0 3/2 21:38	0-1 0/0 16:20	0-0 0/0 7:54	0-0 2/0 7:06
61	02/24/2009	ANA	1-0 2/-1 17:03	0-1 4/0 22:19	0-0 0/0 12:20	0-0 1/0 11:19	0-0 1/0 7:38
62	02/26/2009	@CAR	0-0 2/1 15:12	0-0 4/0 20:42	0-0 2/0 16:50	1-0 3/1 11:35	0-0 2/0 8:10
63	02/28/2009	@NYI	0-0 2/0 16:13	0-0 1/-1 24:22	0-0 1/0 13:28	0-0 0/0 7:42	0-0 1/0 8:15
64	03/04/2009	MON	2-0 3/1 16:42	0-0 2/0 15:23	MIN	0-0 0/1 8:06	DND
65	03/06/2009	PHX	0-1 0/0 15:59	1-0 3/0 15:57	0-0 2/0 18:53	0-0 0/0 9:15	DND
66	03/07/2009	@OTT	0-0 4/-1 18:21	0-0 4/-3 18:19	0-0 1/-2 14:29	0-0 0/0 10:43	0-0 2/0 8:23
67	03/10/2009	@PHI	0-1 2/1 14:44	0-0 3/-2 15:57	DND	0-0 1/0 9:43	0-0 5/0 10:31
68	03/12/2009	FLA	0-0 3/1 15:58	0-1 2/1 19:11	0-0 0/0 15:12	0-0 2/1 9:58	DND
69	03/14/2009	ATL	0-0 1/0 11:51	0-0 4/-2 20:49	0-0 1/1 15:05	0-0 0/0 6:35	DND
70	03/17/2009	@OTT	0-0 0/0 14:03	1-1 1/1 18:06	0-0 0/0 10:52	0-0 0/0 7:02	DND
71	03/20/2009	PHI	0-0 0/1 11:02	0-1 3/0 19:06	1-0 3/2 16:19	0-1 1/0 11:39	0-0 1/-1 8:17
72	03/21/2009	@NYR	0-1 6/1 17:36	0-1 2/-1 14:21	0-0 1/0 14:09	0-1 4/1 12:14	DND
73	03/25/2009	FLA	0-0 3/-3 17:21	1-2 5/2 17:23	0-0 0/1 15:39	0-0 4/-3 12:37	DND
74	03/27/2009	TOR	1-1 1/1 15:29	0-2 1/1 16:13	0-1 0/2 13:59	0-1 0/2 14:34	DND
75	03/28/2009	@MON	0-0 0/0 17:13	0-1 6/0 20:23	0-0 1/0 16:04	0-0 0/0 2:52	DND
76	04/01/2009	@ATL	0-0 4/0 14:16	0-1 6/0 23:36	0-0 0/0 16:20	0-0 1/0 11:01	DND
77	04/03/2009	@WSH	0-0 0/1 17:48	1-1 (W) 2/2 19:09	0-0 1/1 13:17	0-0 0/-1 10:04	DND
78	04/04/2009	NJ	0-0 1/0 12:01	0-0 2/0 20:15	0-0 0/0 15:33	0-0 0/-1 7:39	DND
79	04/06/2009	DET	1-0 5/0 16:38	0-0 5/-3 18:29	0-0 1/1 17:57	DND	DND
80	04/08/2009	@TOR	1-0 2/1 18:22	1-1 6/1 17:29	0-0 0/-1 16:34	DND	0-0 0/-1 2:05
81	04/09/2009	@CAR	0-0 2/0 15:24	2-0 3/2 15:15	0-0 2/0 15:29	DND	1-0 (W) 2/1 10:18
82	04/11/2009	BOS	0-0 0/1 14:40	0-1 1/2 12:45	1-0 (W) 1/2 17:49	DND	1-1 7/2 12:06





Player Game-By-Game Stats

GM.#	Date	Team	No. 38 PAETSCH	No. 41 MacARTHUR	No. 42 GERBE	No. 44 SEKERA	No. 52 RIVET
1	10/10/2008	MON	DND	0-0 2/0 8:58	MIN	0-0 2/-1 22:44	0-0 1/1 22:31
2	10/13/2008	@NYI	DND	1-0 1/1 15:00	MIN	0-1 1/0 24:53	0-1 1/2 8:30
3	10/15/2008	@NYR	DND	0-1 1/0 18:35	MIN	0-0 0/0 22:17	0-0 0/-1 21:01
4	10/17/2008	VAN	DND	1-0 1/0 16:34	MIN	0-1 1/2 22:05	0-1 0/-1 18:57
5	10/18/2008	@ATL	DND	0-0 0/-1 18:08	MIN	0-0 1/-1 26:43	0-0 1/0 16:43
6	10/21/2008	BOS	DND	1-0 1/0 17:52	MIN	0-0 2/-1 25:59	0-1 1/0 20:35
7	10/23/2008	@MIN	0-1 0/0 14:24	0-0 2/-1 16:32	MIN	0-1 1/1 24:49	DND
8	10/25/2008	@COL	0-0 1/0 15:58	0-1 2/0 17:36	MIN	0-0 1/-1 30:44	DND
9	10/27/2008	OTT	0-1 0/0 16:04	1-0 3/-1 16:45	MIN	0-1 2/-2 26:26	INJ
10	10/30/2008	TE	DND	1-0 2/0 16:37	MIN	0-1 2/-1 22:53	INJ
11	11/01/2008	WSH	0-0 0/0 9:21	0-1 2/1 13:39	MIN	0-2 0/2 22:50	INJ
12	11/03/2008	@NJ	DND	0-0 2/0 12:35	MIN	0-1 3/1 19:57	0-0 1/0 16:49
13	11/07/2008	ATL	DND	1-0 1/1 10:43	MIN	0-0 0/0 20:13	0-0 2/-1 19:23
14	11/08/2008	@BOS	DND	0-0 0/-2 15:00	MIN	0-0 0/-1 20:25	0-1 1/-1 18:46
15	11/12/2008	STL	DND	0-0 1/0 13:29	MIN	0-0 0/-1 17:05	0-0 2/0 22:23
16	11/14/2008	CBJ	DND	0-0 0/-1 13:58	MIN	0-0 3/-2 18:40	0-0 3/-3 20:19
17	11/15/2008	@PIT	DND	0-1 1/-1 13:14	MIN	0-1 3/0 19:58	0-0 0/-1 23:37
18	11/19/2008	@BOS	DND	0-0 1/1 14:38	MIN	0-0 1/-1 23:02	0-1 1/2 22:16
19	11/21/2008	PHI	0-0 2/0 15:41	0-0 5/-2 16:12	MIN	0-0 1/0 19:48	0-0 2/-3 19:04
20	11/22/2008	NYI	0-0 0/-1 13:58	0-0 4/0 19:42	MIN	0-1 1/0 23:02	0-0 1/1 19:15
21	11/26/2008	BOS	DND	0-0 0/0 14:34	MIN	0-0 0/0 21:27	0-0 0/0 22:22
22	11/28/2008	PIT	DND	0-0 4/0 15:34	MIN	0-0 0/0 19:33	0-0 0/0 22:46
23	11/29/2008	@MON	DND	0-1 1/-1 16:53	MIN	0-0 2/0 18:48	0-0 1/2 20:48
24	12/01/2008	NSH	0-0 4/0 19:54	0-0 2/-1 13:46	MIN	0-0 2/0 20:32	DND
25	12/04/2008	@FLA	0-0 0/-1 11:30	0-0 1/-1 11:46	MIN	0-0 3/-1 20:16	DND
26	12/06/2008	@TB	DND	0-0 0/-1 8:28	0-0 4/2 15:09	0-0 0/0 18:42	0-0 1/-1 21:00
27	12/08/2008	@PIT	DND	0-1 2/1 8:33	0-0 2/1 9:46	0-0 0/-1 25:14	0-0 0/2 15:29
28	12/10/2008	TE	DND	0-0 1/0 10:57	0-0 2/-1 11:57	0-0 2/0 22:36	0-0 2/0 14:35
29	12/12/2008	TOR	0-0 2/0 9:14	0-0 1/0 8:40	0-0 1/1 13:39	0-0 0/-2 25:00	DND
30	12/13/2008	@NJ	0-0 1/0 15:45	DND	0-1 2/0 14:06	0-1 4/0 19:50	DND
31	12/17/2008	NJ	0-0 0/-3 9:18	0-1 2/0 16:43	DND	0-0 1/1 24:26	DND
32	12/19/2008	LA	DND	1-0 1/1 16:54	INJ	0-0 1/1 21:16	INJ
33	12/20/2008	@MON	DND	1-2 2/0 15:28	INJ	1-0 2/1 22:31	INJ
34	12/22/2008	PIT	DND	1-0 5/0 19:44	INJ	0-0 1/0 20:28	INJ
35	12/26/2008	@WSH	DND	0-0 0/-1 16:13	INJ	0-0 0/-2 22:49	INJ
36	12/27/2008	NYI	DND	1-0 3/1 15:57	INJ	0-0 3/-1 23:33	INJ
37	12/30/2008	WSH	DND	1-0 2/0 17:05	0-0 3/0 8:23	0-0 0/-2 21:13	INJ
38	01/01/2009	@TOR	DND	0-0 1/1 11:46	DND	0-0 1/2 21:34	INJ
39	01/03/2009	@BOS	DND	0-0 0/0 6:35	MIN	0-1 1/2 22:54	INJ
40	01/06/2009	OTT	DND	0-0 0/0 10:07	MIN	0-0 1/-1 24:01	0-0 0/1 19:34
41	01/09/2009	NYR	DND	0-0 3/0 14:01	MIN	0-0 4/1 26:00	0-0 0/0 23:43
42	01/10/2009	@DET	DND	0-0 1/-1 14:36	MIN	0-0 0/-1 24:56	0-0 0/-1 17:43
43	01/14/2009	@CHI	DND	0-0 0/-1 10:47	MIN	0-0 0/-2 12:28	0-0 1/0 20:36
44	01/15/2009	@DAL	DND	1-0 2/0 12:09	MIN	DND	0-1 1/0 18:01
45	01/17/2009	CAR	DND	0-0 0/0 12:47	MIN	DND	0-0 1/0 21:49
46	01/19/2009	@FLA	0-0 0/0 8:32	0-0 1/0 13:18	MIN	DND	0-0 2/0 26:54
47	01/21/2009	@TB	0-0 2/0 10:57	0-0 0/-1 11:10	MIN	DND	0-1 3/0 24:18
48	01/27/2009	@EDM	1-1 2/2 13:05	0-2 2/2 11:47	MIN	INJ	0-2 1/1 21:48
49	01/28/2009	@CGY	0-0 0/0 12:15	0-0 0/0 9:21	MIN	INJ	0-0 1/0 22:46
50	01/31/2009	@PHX	0-0 1/0 7:39	0-0 0/0 13:33	MIN	INJ	0-1 1/1 27:27
51	02/02/2009	@ANA	0-1 1/1 15:37	DND	MIN	INJ	1-0 2/1 18:17
52	02/04/2009	TOR	0-0 0/1 11:03	0-1 0/1 18:11	MIN	INJ	0-1 3/2 19:39
53	02/06/2009	MON	1-0 2/1 7:20	0-0 1/1 16:55	MIN	INJ	0-0 2/1 20:40
54	02/07/2009	@OTT	0-0 1/0 14:14	0-0 3/-1 17:10	MIN	INJ	0-0 1/-1 22:49
55	02/11/2009	OTT	0-0 0/0 7:10	0-0 1/-1 13:35	0-0 4/0 14:09	INJ	0-0 3/0 20:37
56	02/13/2009	SJ	DND	0-0 1/0 12:47	0-0 3/0 19:19	0-0 1/1 18:09	0-3 2/1 24:46
57	02/15/2009	CAR	DND	0-0 1/-1 13:01	0-0 2/0 15:11	0-0 0/-2 15:33	0-0 1/0 25:57
58	02/17/2009	@TOR	DND	0-0 3/0 14:19	0-0 1/0 14:28	0-0 3/1 17:29	0-0 0/0 19:43
59	02/19/2009	@PHI	DND	0-1 4/-2 18:24	MIN	0-0 3/-1 17:47	0-0 1/-3 22:26
60	02/21/2009	NYR	DND	0-0 2/1 17:14	MIN	1-0 1/2 17:36	0-1 3/0 18:04
61	02/24/2009	ANA	DND	0-0 0/0 10:34	MIN	0-0 1/-1 18:41	0-1 2/1 18:07
62	02/26/2009	@CAR	DND	0-1 2/1 12:01	MIN	0-0 4/0 24:46	0-0 2/0 21:51
63	02/28/2009	@NYI	DND	0-0 0/-1 14:09	MIN	0-0 1/-1 17:31	0-0 2/0 16:36
64	03/04/2009	MON	DND	0-0 0/1 7:44	MIN	0-0 1/0 20:01	0-1 0/1 21:50
65	03/06/2009	PHX	DND	DND	MIN	1-1 (W) 1/2 18:42	0-0 1/0 16:54
66	03/07/2009	@OTT	DND	0-0 3/0 10:18	MIN	0-0 1/-1 21:44	0-1 0/-2 16:29
67	03/10/2009	@PHI	DND	DND	MIN	0-0 0/-2 19:42	0-0 1/-2 19:10
68	03/12/2009	FLA	DND	DND	MIN	0-1 1/1 17:33	0-0 1/0 17:15
69	03/14/2009	ATL	DND	DND	MIN	0-0 2/1 21:32	0-0 2/0 17:28
70	03/17/2009	@OTT	DND	DND	MIN	0-0 0/-1 22:27	0-0 0/0 16:43
71	03/20/2009	PHI	DND	DND	MIN	0-0 0/-2 12:38	0-0 1/1 22:31
72	03/21/2009	@NYR	DND	1-0 3/0 12:17	MIN	0-0 0/0 17:48	0-0 1/0 19:14
73	03/25/2009	FLA	DND	1-0 3/0 12:54	MIN	0-0 3/-1 16:16	1-0 1/2 19:08
74	03/27/2009	TOR	DND	0-0 2/2 12:41	MIN	0-0 0/0 19:18	0-0 0/2 17:39
75	03/28/2009	@MON	DND	1-0 2/0 16:09	MIN	0-0 2/-1 12:42	0-0 1/1 25:09
76	04/01/2009	@ATL	DND	0-0 1/0 15:24	MIN	DND	0-0 2/0 22:01
77	04/03/2009	@WSH	DND	1-0 4/1 9:55	MIN	0-0 1/0 17:18	0-1 2/2 20:15
78	04/04/2009	NJ	DND	1-0 2/1 12:46	MIN	0-0 2/-1 15:01	0-1 2/0 20:17
79	04/06/2009	DET	DND	0-0 1/0 8:43	MIN	0-0 0/0 16:34	0-1 5/0 21:12
80	04/08/2009	@TOR	DND	DND	MIN	0-0 1/2 19:24	0-0 0/-1 19:20
81	04/09/2009	@CAR	0-0 0/1 9:34	DND	MIN	0-0 2/3 20:04	0-0 0/0 21:04
82	04/11/2009	BOS	0-0 2/2 11:44	DND	MIN	0-2 0/1 17:56	0-1 4/2 20:19





Player Game-By-Game Stats

GM.#	Date	Team	No. 55 HECHT	No. 58 KENNEDY	No. 61 AFINOGENOV	No.76 PETERS
1	10/10/2008	MON	0-0 4/1 19:00	MIN	0-0 1/-1 14:50	0-0 1/0 6:35
2	10/13/2008	@NYI	1-0 3/0 5:39	MIN	0-2 2/1 15:25	0-0 1/0 8:45
3	10/15/2008	@NYR	DND	MIN	0-0 1/0 15:30	0-0 0/0 2:56
4	10/17/2008	VAN	DND	MIN	0-1 2/-1 14:33	0-0 0/0 6:36
5	10/18/2008	@ATL	DND	MIN	0-0 2/0 14:51	0-0 1/0 3:45
6	10/21/2008	BOS	DND	MIN	0-1 0/0 15:01	0-0 0/0 5:06
7	10/23/2008	@MIN	DND	MIN	0-1 3/1 16:30	0-0 0/-1 4:44
8	10/25/2008	@COL	DND	MIN	0-0 3/0 16:22	0-0 0/0 4:26
9	10/27/2008	OTT	INJ	MIN	0-2 1/0 16:45	0-0 0/0 4:07
10	10/30/2008	TE	INJ	MIN	0-0 1/-1 18:02	0-0 0/-1 3:15
11	11/01/2008	WSH	INJ	MIN	0-0 2/0 15:21	DND
12	11/03/2008	@NJ	INJ	MIN	0-0 3/0 8:18	DND
13	11/07/2008	ATL	0-0 1/0 14:08	MIN	1-0 5/1 13:29	DND
14	11/08/2008	@BOS	0-0 2/1 18:12	MIN	0-0 3/-2 15:07	DND
15	11/12/2008	STL	0-2 3/1 18:31	MIN	0-0 1/-1 6:07	0-0 0/0 1:26
16	11/14/2008	CBJ	0-0 2/-2 14:20	MIN	0-0 5/-1 16:25	0-0 1/0 5:08
17	11/15/2008	@PIT	0-0 1/-1 16:28	MIN	0-0 1/-2 13:14	0-0 3/0 5:33
18	11/19/2008	@BOS	0-1 1/0 18:56	MIN	0-0 2/-2 11:17	0-0 0/0 7:23
19	11/21/2008	PHI	0-0 4/-1 20:49	MIN	DND	0-0 0/0 2:30
20	11/22/2008	NYI	0-0 2/-1 19:57	MIN	DND	0-0 0/0 1:40
21	11/26/2008	BOS	1-0 (W) 2/0 18:23	MIN	0-0 3/-1 15:08	0-0 0/0 5:17
22	11/28/2008	PIT	0-1 4/-1 17:06	MIN	0-1 3/0 13:23	DND
23	11/29/2008	@MON	0-0 2/0 15:13	MIN	0-0 2/-1 12:39	DND
24	12/01/2008	NSH	0-0 2/-1 18:46	MIN	DND	0-0 1/0 4:40
25	12/04/2008	@FLA	0-0 3/0 16:47	MIN	0-0 4/0 17:30	DND
26	12/06/2008	@TB	1-0 2/-1 14:34	MIN	0-0 1/0 12:46	DND
27	12/08/2008	@PIT	0-1 2/-1 17:41	MIN	0-1 0/0 8:53	DND
28	12/10/2008	TE	0-1 3/2 19:13	MIN	0-0 3/-1 11:41	DND
29	12/12/2008	TOR	0-0 1/-1 21:23	MIN	0-0 2/-1 8:17	DND
30	12/13/2008	@NJ	0-1 3/0 18:56	MIN	0-0 1/0 5:34	0-0 0/-1 0:55
31	12/17/2008	NJ	0-1 2/0 15:15	MIN	0-0 3/-2 11:06	DND
32	12/19/2008	LA	0-0 4/0 20:55	MIN	DND	0-1 0/1 3:49
33	12/20/2008	@MON	0-0 5/1 23:12	MIN	0-0 1/0 8:19	0-0 0/0 1:17
34	12/22/2008	PIT	0-0 0/0 8:33	MIN	0-0 0/0 9:33	0-0 0/0 3:05
35	12/26/2008	@WSH	0-0 1/-2 18:52	MIN	1-0 1/0 9:06	0-0 0/0 1:38
36	12/27/2008	NYI	1-0 2/0 20:19	0-0 1/0 11:04	0-1 1/0 12:47	DND
37	12/30/2008	WSH	0-1 3/-1 18:17	MIN	DND	DND
38	01/01/2009	@TOR	0-0 0/0 12:53	MIN	0-0 1/0 12:09	DND
39	01/03/2009	@BOS	0-0 1/-1 21:51	MIN	0-0 0/0 1:34	DND
40	01/06/2009	OTT	0-0 3/-1 18:45	MIN	DND	0-0 0/0 4:40
41	01/09/2009	NYR	0-0 3/0 17:44	MIN	INJ	DND
42	01/10/2009	@DET	0-0 3/-1 15:43	MIN	INJ	DND
43	01/14/2009	@CHI	0-0 3/-2 13:56	MIN	INJ	DND
44	01/15/2009	@DAL	1-0 4/2 21:43	MIN	INJ	DND
45	01/17/2009	CAR	0-0 2/0 17:54	MIN	INJ	DND
46	01/19/2009	@FLA	0-0 3/-1 19:11	MIN	INJ	DND
47	01/21/2009	@TB	0-0 1/-1 15:12	MIN	INJ	DND
48	01/27/2009	@EDM	1-1 2/3 15:48	MIN	INJ	DND
49	01/28/2009	@CGY	0-0 2/-1 19:50	MIN	INJ	0-0 0/0 3:03
50	01/31/2009	@PHX	0-0 0/0 5:27	MIN	INJ	DND
51	02/02/2009	@ANA	DND	MIN	INJ	0-0 2/0 5:45
52	02/04/2009	TOR	DND	MIN	INJ	DND
53	02/06/2009	MON	0-1 2/1 17:53	MIN	INJ	DND
54	02/07/2009	@OTT	0-0 0/0 20:15	MIN	INJ	DND
55	02/11/2009	OTT	0-0 2/-1 19:17	MIN	INJ	DND
56	02/13/2009	SJ	0-0 4/0 19:18	MIN	INJ	DND
57	02/15/2009	CAR	0-0 5/-1 16:35	MIN	INJ	DND
58	02/17/2009	@TOR	0-0 1/0 16:23	MIN	INJ	DND
59	02/19/2009	@PHI	0-0 4/-2 20:18	MIN	INJ	0-0 0/0 2:28
60	02/21/2009	NYR	1-0 5/1 19:22	MIN	INJ	DND
61	02/24/2009	ANA	0-1 5/0 21:17	MIN	INJ	DND
62	02/26/2009	@CAR	0-0 3/-1 18:48	MIN	INJ	DND
63	02/28/2009	@NYI	0-0 4/0 19:53	MIN	INJ	DND
64	03/04/2009	MON	0-0 2/1 16:44	MIN	0-1 2/1 14:49	DND
65	03/06/2009	PHX	0-0 5/0 16:08	MIN	0-1 1/0 14:01	DND
66	03/07/2009	@OTT	1-0 1/-3 17:36	MIN	DND	DND
67	03/10/2009	@PHI	1-0 4/2 17:07	MIN	1-0 3/1 13:35	DND
68	03/12/2009	FLA	0-0 1/1 14:56	MIN	0-0 2/0 13:32	DND
69	03/14/2009	ATL	0-0 1/0 16:35	MIN	1-0 3/2 14:46	DND
70	03/17/2009	@OTT	0-0 2/0 18:58	MIN	0-0 1/0 10:06	0-0 0/0 2:09
71	03/20/2009	PHI	0-1 4/0 16:00	MIN	0-1 1/0 11:43	DND
72	03/21/2009	@NYR	0-0 3/-1 14:13	MIN	0-1 3/1 13:57	DND
73	03/25/2009	FLA	0-0 4/0 14:50	MIN	1-0 6/1 17:14	DND
74	03/27/2009	TOR	1-1 2/1 14:59	MIN	0-0 0/0 10:11	DND
75	03/28/2009	@MON	0-1 5/1 20:31	MIN	DND	DND
76	04/01/2009	@ATL	0-0 0/0 15:53	MIN	DND	DND
77	04/03/2009	@WSH	0-0 1/0 15:35	MIN	1-0 4/2 11:26	DND
78	04/04/2009	NJ	1-0 4/1 17:11	MIN	0-0 1/0 15:15	DND
79	04/06/2009	DET	0-0 1/0 18:48	MIN	0-0 1/0 12:29	DND
80	04/08/2009	@TOR	0-0 2/0 22:12	MIN	0-0 1/-1 4:32	DND
81	04/09/2009	@CAR	1-0 3/1 16:40	MIN	DND	DND
82	04/11/2009	BOS	0-0 2/0 17:54	MIN	DND	DND





Player Game-By-Game Stats

GM.#	Date	Team	No. 30 MILLER		No. 31 ENROTH	No. 32 TELLQVIST	No. 40 LALIME	
1	10/10/2008	MON	1-28	W 65	MIN	-	DNP	
2	10/13/2008	@NYI	DNP		MIN	-	1-24	W 60
3	10/15/2008	@NYR	1-20	W 60	MIN	-	DNP	
4	10/17/2008	VAN	2-25	W 60	MIN	-	DNP	
5	10/18/2008	@ATL	DNP		MIN	-	2-37	O 65
6	10/21/2008	BOS	2-32	W 65	MIN	-	DNP	
7	10/23/2008	@MIN	3-33	W 61	MIN	-	DNP	
8	10/25/2008	@COL	1-29	O 65	MIN	-	DNP	
9	10/27/2008	OTT	DNP		MIN	-	5-28	L 60
10	10/30/2008	TE	5-40	L 60	MIN	-	DNP	
11	11/01/2008	WSH	0-29	W 60	MIN	-	DNP	
12	11/03/2008	@NJ	0-24	W 60	MIN	-	DNP	
13	11/07/2008	ATL	5-26	O 61	MIN	-	DNP	
14	11/08/2008	@BOS	3-40	L 60	MIN	-	DNP	
15	11/12/2008	STL	3-33	W 60	MIN	-	DNP	
16	11/14/2008	CBJ	0/2 15		MIN	-	6-23	L 45
17	11/15/2008	@PIT	4-24	L 60	MIN	-	DNP	
18	11/19/2008	@BOS	7-20	L 41	MIN	-	0/3 19	
19	11/21/2008	PHI	2-24	L 60	MIN	-	DNP	
20	11/22/2008	NYI	DNP		MIN	-	3-25	L 59
21	11/26/2008	BOS	2-29	W 60	MIN	-	DNP	
22	11/28/2008	PIT	3-30	W 60	MIN	-	DNP	
23	11/29/2008	@MON	DNP		MIN	-	3-34	L 59
24	12/01/2008	NSH	2-27	L 58	MIN	-	DNP	
25	12/04/2008	@FLA	2-25	L 59	MIN	-	DNP	
26	12/06/2008	@TB	3-23	W 60	MIN	-	DNP	
27	12/08/2008	@PIT	3-32	W 60	MIN	-	DNP	
28	12/10/2008	TE	2-28	W 60	MIN	-	DNP	
29	12/12/2008	TOR	2-33	L 59	MIN	-	DNP	
30	12/13/2008	@NJ	DNP		MIN	-	2-22	W 60
31	12/17/2008	NJ	5-30	L 59	MIN	-	DNP	
32	12/19/2008	LA	0-40	W 60	MIN	-	DNP	
33	12/20/2008	@MON	4-46	O 64	MIN	-	DNP	
34	12/22/2008	PIT	4-22	O 61	MIN	-	DNP	
35	12/26/2008	@WSH	DNP		MIN	-	3-34	L 59
36	12/27/2008	NYI	3-35	W 65	MIN	-	DNP	
37	12/30/2008	WSH	3-30	L 60	MIN	-	DNP	
38	01/01/2009	@TOR	1-28	W 60	MIN	-	DNP	
39	01/03/2009	@BOS	2-31	W 60	MIN	-	DNP	
40	01/06/2009	OTT	2-33	W 60	MIN	-	DNP	
41	01/09/2009	NYR	1-44	W 65	MIN	-	DNP	
42	01/10/2009	@DET	3-48	L 59	MIN	-	DNP	
43	01/14/2009	@CHI	DNP		MIN	-	4-25	L 60
44	01/15/2009	@DAL	4-25	W 65	MIN	-	DNP	
45	01/17/2009	CAR	1-37	W 60	MIN	-	DNP	
46	01/19/2009	@FLA	2-29	W 65	MIN	-	DNP	
47	01/21/2009	@TB	5-26	L 58	MIN	-	DNP	
48	01/27/2009	@EDM	2-38	W 59	MIN	-	DNP	
49	01/28/2009	@CGY	5-43	L 60	MIN	-	DNP	
50	01/31/2009	@PHX	0-28	W 59	MIN	-	DNP	
51	02/02/2009	@ANA	DNP		MIN	-	3-37	L 59
52	02/04/2009	TOR	0-16	W 60	MIN	-	DNP	
53	02/06/2009	MON	2-37	W 60	MIN	-	DNP	
54	02/07/2009	@OTT	2-42	O 65	MIN	-	DNP	
55	02/11/2009	OTT	3-23	L 59	MIN	-	DNP	
56	02/13/2009	SJ	5-35	W 64	MIN	-	DNP	
57	02/15/2009	CAR	2-18	L 20	MIN	-	1-29	40
58	02/17/2009	@TOR	1-28	W 60	MIN	-	DNP	
59	02/19/2009	@PHI	4-34	L 59	MIN	-	DNP	
60	02/21/2009	NYR	0-20	W 42	MIN	-	2-13	18
61	02/24/2009	ANA	DND		DNP	-	3-22	L 59
62	02/26/2009	@CAR	INJ		DNP	-	1-32	O 65
63	02/28/2009	@NYI	INJ		DNP	-	2-34	L 59
64	03/04/2009	MON	INJ		DND	DNP	1-39	W 60
65	03/06/2009	PHX	INJ		MIN	DNP	1-30	W 60
66	03/07/2009	@OTT	INJ		MIN	DNP	6-36	L 60
67	03/10/2009	@PHI	INJ		MIN	1/4 14	4-29	L 46
68	03/12/2009	FLA	INJ		MIN	DNP	1-31	W 60
69	03/14/2009	ATL	INJ		MIN	DNP	3-32	O 65
70	03/17/2009	@OTT	INJ		MIN	4-36	L 59	DNP
71	03/20/2009	PHI	INJ		MIN	DNP	6-31	L 60
72	03/21/2009	@NYR	INJ		MIN	0-11	19	4-19
73	03/25/2009	FLA	INJ		MIN	3-33	W 60	DNP
74	03/27/2009	TOR	3-36	W 60	MIN	DND	DNP	
75	03/28/2009	@MON	3-35	W 65	MIN	DND	DNP	
76	04/01/2009	@ATL	3-30	O 65	MIN	DNP	DND	
77	04/03/2009	@WSH	4-37	W 61	MIN	DNP	DND	
78	04/04/2009	NJ	3-22	L 40	MIN	0/6 19	DND	
79	04/06/2009	DET	3-31	L 59	MIN	DNP	DND	
80	04/08/2009	@TOR	1-33	W 60	MIN	DNP	DND	
81	04/09/2009	@CAR	1-27	W 60	MIN	DNP	DND	
82	04/11/2009	BOS	DNP		MIN	1-35	W 60	DND





## Transactions

### SEPTEMBER 2008

---

- 20: GM Darcy Regier signed to a two-year contract extension, through the 2010-11 season.
- 23: Returned the following players to junior clubs: Luke Adam (St. John's, QMJHL), Paul Byron (Gatineau, QMJHL), Tyler Ennis (Medicine Hat, WHL), Jacob Lagace (Chicoutimi, QMJHL), T.J. Brennan (St. John's, QMJHL), Nick Crawford (Saginaw, OHL), Drew Schiestel (Niagara, OHL) and Jordan Southorn (Prince Edward Island, QMJHL).
- 30: Loaned F Phillip Gogulla to Kolner Haie (DEL). Returned D Tyler Myers to junior (Kelowna, WHL). Assigned 13 players to Portland (AHL): F's Tyler Bouck, Jimmy Bonneau, Colton Fretter, Marc-Andre Gragnani, Derek Whitmore, Felix Schutz and Colin Murphy; D's Mike Card, Mike Kostka; and G's Jhonas Enroth and Adam Dennis. Forward Josh Vatri and defenseman Paul Baier brought into Portland's camp on a tryout basis.
- 

### OCTOBER 2008

---

- 1: Claimed LW Matt Ellis off waivers from Los Angeles.
- 3: Assigned 8 players to Portland (AHL): F's Mathieu Darche, Mark Mancari, Nathan Gerbe, Tim Kennedy, Marek Zagrapan, Dylan Hunter; D's Michael Funk and Chris Butler.
- 8: Assigned Mike Weber to Portland (AHL); placed Paul Gaustad on IR.
- 27: Weber recalled from Portland (AHL).
- 30: Activated Paul Gaustad from IR.
- 31: Weber returned to Portland; Hecht and Rivet placed on IR.
- 

### NOVEMBER 2008

---

- 3: Rivet activated from IR.
- 7: Hecht activated from IR.
- 8: Matt Ellis assigned to Portland (AHL).
- 21: Mark Mancari recalled from Portland (AHL); Ales Kotalik placed on IR.
- 

### DECEMBER 2008

---

- 1: Kotalik activated from IR; Tim Connolly placed on IR.
- 4: Mike Weber recalled from Portland (AHL); Patrick Kaleta placed on IR.
- 5: Weber returned to Portland (AHL).
- 6: Nathan Gerbe recalled from Portland (AHL); Mancari returned to Portland.
- 17: Kaleta activated from IR.
- 18: Chris Butler and Matt Ellis recalled from Portland (AHL); Gerbe placed on IR.
- 19: Craig Rivet placed on IR.
- 27: Tim Kennedy recalled from Portland (AHL); Paul Gaustad placed on IR.
- 28: Kennedy returned to Portland.
- 30: Patrick Kaleta placed on IR; Gaustad and Gerbe activated from IR.
- 

### JANUARY 2009

---

- 2: Gerbe returned to Portland.
- 6: Rivet activated from IR.
- 9: Connolly activated from IR; Afinogenov placed on IR.
- 26: Marc-Andre Gragnani recalled from Portland (AHL).
- 31: Kaleta activated from IR; Tallinder placed on IR.
- 

### FEBRUARY 2009

---

- 3: Numminen and Sekera placed on IR.
- 4: Numminen activated from IR; Gragnani returned to Portland.
- 11: Vanek placed on IR.
- 12: Weber returned to Portland.
- 13: Sekera activated from IR.
- 18: Gerbe returned to Portland.
- 21: Tallinder activated from IR.
- 23: Jhonas Enroth recalled from Portland.
- 31: Kaleta activated from IR; Tallinder placed on IR.
-





## Transactions

### MARCH 2009

- 4: Maxim Afinogenov and Thomas Vanek activated from IR; Acquired G Mikael Tellqvist from Phoenix in exchange for Buffalo's fourth round selection in the 2010 NHL Entry Draft; Acquired C Dominic Moore from Toronto in exchange for Buffalo's second round selection in the 2009 NHL Entry Draft; Acquired Edmonton's second round selection in the 2009 NHL Entry Draft in exchange for RW Ales Kotalik.
- 5: Enroth returned to Portland; Ryan Miller placed on IR retroactive to Feb. 21.
- 27: Miller activated from IR.

### APRIL 2009

- 1: Signed D Matt Generous to a one-year entry-level contract.
- 6: Signed free agent F Travis Turnbull to a two-year entry-level contract.
- 18: Signed D TJ Brennan and D Drew Schiestel to three-year entry-level contracts.

### MAY 2009

- 11: Signed D Tyler Myers to a three-year entry level contract

### JUNE 2009

- 1: Signed F Paul Byron to a three-year entry level contract

### JULY 2009

- 1: Signed unrestricted free agent Steve Montador to a two-year contract.
- 9: Signed unrestricted free agent Matt Ellis to a one-year contract.
- 11: Signed unrestricted free agent Joe DiPenta to a one-year contract.
- 15: Patrick Kaleta accepted one-year qualifying offer.
- 20: Signed Andrej Sekera to a multi-year contract; Clarke MacArthur to a one-year contract.
- 30: Signed unrestricted free agent Jean-Philippe Lamoureux to a one-year contract.

### AUGUST 2009

- 1: Signed unrestricted free agent Cody McCormick to a one-year contract.
- 10: Signed unrestricted free agent Mike Grier to a one-year contract.
- 20: Signed unrestricted free agent Jeff Cowan.

### SEPTEMBER 2009

- 13: Re-signed restricted free agent Drew Stafford to a two-year contract.





## The Last Time The Sabres...

### RECORDED A HAT TRICK:

**HOME:** 2/4/2009 vs. Toronto (Thomas Vanek)  
**ROAD:** 1/28/2009 @ Edmonton (Drew Stafford)

### SCORED TWO HAT TRICKS IN ONE GAME:

1/18/2008 vs. Atlanta (Drew Stafford & Derek Roy)

### HAD A FOUR-GOAL GAME:

2/26/2004 vs. Atlanta (Miroslav Satan)

### HAD A FIVE-GOAL GAME:

2/06/1986 @ Boston (Dave Andreychuk)

### ALLOWED A THREE-GOAL GAME:

**HOME:** 2/29/2008 vs. Montreal (Tomas Plekanec)  
**ROAD:** 1/3/2007 @ Ottawa (Dany Heatley)

### ALLOWED TWO HAT TRICKS IN ONE GAME:

11/22/1987 vs. Los Angeles (Bernie Nicholls & Bob Carpenter)

### ALLOWED TWO FOUR-GOAL GAMES IN ONE GAME:

11/2/2005 vs. Ottawa (Alfredsson & Havlat)

### ALLOWED A FIVE-GOAL GAME:

(Has never happened.)

### WON A HOME GAME IN OVERTIME:

3/30/2008 vs. Boston (Andrej Sekera)

### LOST A HOME GAME IN OVERTIME:

12/22/2008 vs. Pittsburgh (Sidney Crosby)

### WON A ROAD GAME IN OVERTIME:

4/3/2009 @ Washington (Jason Pominville)

### LOST A ROAD GAME IN OVERTIME:

12/20/2008 @ Montreal (Alex Kovalev)

### WON A HOME GAME IN SHOOTOUT:

2/13/2009 vs. San Jose (Derek Roy)

### LOST A HOME GAME IN SHOOTOUT:

3/14/2009 vs. Atlanta (Brett Sterling)

### WON A ROAD GAME IN SHOOTOUT:

3/28/2009 @ Montreal (Toni Lydman)

### LOST A ROAD GAME IN SHOOTOUT:

2/26/2009 @ Carolina (Jussi Jokinen)

### SHUT OUT AN OPPONENT AT HOME:

2/4/2009 vs. Toronto (Ryan Miller)

### SHUT OUT OPPONENT ON THE ROAD:

1/31/2009 @ Phoenix (Ryan Miller)

### WERE SHUTOUT AT HOME:

12/1/2008 Nashville (Pekka Rinne)

### WERE SHUTOUT ON THE ROAD:

2/28/2009 @ NY Islanders (Yann Danis)

### WERE SHUTOUT AT HOME:

12/1/2008 Nashville (Pekka Rinne)

### WERE SHUTOUT ON THE ROAD:

2/28/2009 @ NY Islanders (Yann Danis)

### HAD TWO STRAIGHT SHUTOUTS:

11/1/2008 vs. Washington,  
 11/3/2008 @ New Jersey (Ryan Miller)

### WERE SHUT OUT IN TWO STRAIGHT GAMES:

10/09/2003 @ Philadelphia,  
 10/11/2003 vs. N.Y. Islanders

### WON A 1-0 GAME AT HOME:

2/13/2008 vs. Toronto (Ryan Miller)

### WON A 1-0 GAME ON THE ROAD:

1/30/2008 @ Florida (Ryan Miller)

### LOST A 1-0 GAME AT HOME:

1/15/2004 vs. Boston (Felix Potvin)

### LOST A 1-0 GAME ON THE ROAD:

3/21/2001 @ Carolina (Arturs Irbe)

### WON BY FIVE OR MORE GOALS:

**HOME:** 2/4/2009 (5-0 vs. Toronto)  
**ROAD:** 1/28/2009 (10-2 @ Edmonton)

### LOST BY FIVE OR MORE GOALS:

**HOME:** 11/14/2008 (6-1 VS. COLUMBUS)  
**ROAD:** 12/6/2007 (8-2 @ LOS ANGELES)

### SCORED 10 OR MORE GOALS AT HOME:

1/18/2008 vs. Atlanta (10-1)

### SCORED 10 OR MORE GOALS ON THE ROAD:

1/28/2009 @ Edmonton (10-2)

### ALLOWED 10 OR MORE GOALS AT HOME:

11/2/2005 vs. Ottawa (10-4)

### ALLOWED 10 OR MORE GOALS ON THE ROAD:

3/12/1988 at Calgary (10-4)

### RECORDED 20 OR MORE SHOTS IN A PERIOD:

4/4/2009 vs. New Jersey (23-3rd)

### ALLOWED 20 OR MORE SHOTS IN A PERIOD:

2/2/2009 @ Anaheim (20-2nd)

### RECORDED 50 OR MORE SHOTS:

10/13/2007 vs. Washington (53)

### ALLOWED 50 OR MORE SHOTS:

2/15/2003 vs. N.Y. Rangers (52)

### SCORED A SHORT-HANDED GOAL:

4/9/2009 @ Carolina (Derek Roy - penalty shot)

### SCORED A GOAL WHILE TWO MEN SHORT:

1/30/1990 @ Quebec (Phil Housley)





### The Last Time The Sabres...

**SCORED TWO SHORT-HANDED GOALS IN ONE GAME:**

3/30/2007 vs. NY Islanders (Derek Roy, Chris Drury)

**SCORED THREE SHORT-HANDED GOALS IN ONE GAME:**

3/19/1998 vs. Florida (Michael Peca and Alexei Zhitnik [2])

**ALLOWED A SHORT-HANDED GOAL:**

2/27/2009 vs. Toronto (Boyd Devereaux)

**ALLOWED A SHORT-HANDED GOAL WITH A TWO-MAN ADVANTAGE:**

10/20/2006 vs. Carolina (Mike Commodore)

**ALLOWED TWO SHORT-HANDED GOALS IN ONE GAME:**

12/22/2007 @ Philadelphia (Jeff Carter, Mike Richards)

**ALLOWED THREE SHORT-HANDED GOALS IN ONE GAME:**

(Has never happened.)

**SCORED AN EMPTY NET GOAL:**

**HOME:** 3/25/2009 vs. Florida (Maxim Afinogenov)

**ROAD:** 4/5/2008 @ Boston (Thomas Vanek)

**ALLOWED AN EMPTY NET GOAL:**

**HOME:** 12/30/2008 vs. Washington (Boyd Gordon)

**ROAD:** 3/21/2009 @ NY Rangers (Ryan Callahan)

**SCORED ON A PENALTY SHOT:**

4/9/2009 @ Carolina (Derek Roy on Michael Leighton - shorthanded)

**WERE UNSUCCESSFUL ON A PENALTY SHOT:**

12/1/2007 vs. Carolina (Drew Stafford on John Grahame)

**ALLOWED A GOAL ON A PENALTY SHOT:**

1/19/2008 @ Florida (David Booth on Ryan Miller)

**STOPPED THE SHOOTER ON A PENALTY SHOT:**

1/1/2009 vs. Toronto (Niklas Hagman on Ryan Miller)

### The Last Time: Leads and Deficits...

**THE SABRES TRAILED BY TWO GOALS AND WON:**

March 25, 2009 vs. Florida (4-3)

**THE SABRES TRAILED BY THREE GOALS AND WON:**

January 16, 2009 @ Dallas (5-4, SO)

**THE SABRES TRAILED BY FOUR GOALS AND WON:**

January, 21, 1989 @ Boston (6-5, OT)

**THE SABRES TRAILED BY FIVE GOALS AND WON:**

February, 25, 1983 vs. Boston (7-6)

**THE SABRES LED BY TWO GOALS AND LOST:**

March 17, 2009 @ Ottawa (4-2)

**THE SABRES LED BY THREE GOALS AND LOST:**

February 25, 2008 vs. Philadelphia (4-3, SO)

**THE SABRES LED BY FOUR GOALS AND LOST:**

March 12, 1987 @ Calgary (10-4)

**THE SABRES LED BY FIVE GOALS AND LOST:**

Has never happened.





## Sabres Highs and Lows

### TEAM SCORING

---

Most Goals Scored - Game	10	-1/28 @ Edmonton
Most Goals Scored - Period	4 - (4x)	Last: 3/25 vs. Florida (3rd)
Most Goals Allowed - Game	7	-11/19 @ Boston
Most Goals Allowed - Period	4 - (2x)	Last: 3/10 @ Philadelphia (3rd)
Largest Margin of Victory	8	-1/28 @ Edmonton (10-2)
Largest Margin of Defeat	5	- 11/14 vs. Columbus (6-1)
Most Power-Play Goals - Game	3	- (2x) Last: 3/7 @ Ottawa
Most Power-Play Opportunities - Game	12	- 2/13 vs. San Jose
Most Power-Play Goals Against - Game	3	- (2x) Last: 4/3 @ Washington
Most Power-Play Opportunities Against - Game	9	- 3/17 @ Ottawa

---

### SHOOTING

---

Most Shots Taken - Game	46	- 12/4 vs. Florida
Most Shots Taken - Period	23	- 4/4 vs. New Jersey
Fewest Shots Taken - Game	13	- 3/17 @ Ottawa
Fewest Shots Taken - Period	1	- 3/17 @ Ottawa (1st)
Most Shots Allowed - Game	48	- 1/10 @ Detroit
Most Shots Allowed - Period	23	- 1/10 @ Detroit (3rd)
Fewest Shots Allowed - Game	16	- 2/4 vs. Toronto
Fewest Shots Allowed - Period	2	- 11/22 vs. NY Islanders (2nd)

---

### PENALTY MINUTES

---

Most Penalty Minutes - Game	79	- 10/13 @ NY Islanders
Fewest Penalty Minutes - Game	4	- (4x) Last: 2/21 vs. NY Rangers
Most Opponent Penalty Minutes - Game	71	- 10/13 @ NY Islanders
Fewest Opponent Penalty Minutes - Game	0	- 1/9 vs. NY Rangers

---

### TEAM STREAKS

---

Longest Winning Streak	4	- (2x) Last: From 1/1 @ TOR to 1/9 vs. NYR
Longest Losing Streak	5	- From 11/14 vs. CBJ to 11/22 vs. NYI
Longest Home Winning Streak	5	- From 1/6 OTT to 2/6 MTL
Longest Road Winning Streak	3	- (2x) Last: From 4/3 @ WSH to 4/9 @ CAR
Longest Home Losing Streak	3	- From 11/14 vs. CBJ to 11/22 vs. NYI
Longest Road Losing Streak	5	- From 2/28 @ NYI to 3/21 @ NYR
Longest Winless Streak	5	- From 11/14 vs. CBJ to 11/22 vs. NYI
Longest Road Winless Streak	7	- From 2/19 @ PHI to 3/21 @ NYR
Longest Home Winless Streak	3	- From 11/14 vs. CBJ to 11/22 vs. NYI

---

### INDIVIDUAL HIGHS FOR A GAME

---

Most Goals	3	- (2x) Last: Thomas Vanek vs. Toronto (2/4)
Most Assists	3	- (2x) Last: Tim Connolly @ Washington (4/3)
Most Points	4	- (2x) Last: Tim Connolly (2+2) vs. Phoenix (3/6)
Most Penalty Minutes	25	- Craig Rivet & Patrick Kaleta @ NY Islanders (10/13)
Most Shots	8	- (5x) Last: Derek Roy vs. NY Islanders (12/27)
Most Goals by Opponent	2	- (23x) Last: Sergei Fedorov, Washington (4/3)
Most Assists by Opponent	3	- (7x) Last: Kimmo Timonen, Philadelphia (3/20)
Most Points by Opponent	5	- Mike Richards, Philadelphia (2/19)
Most Shots by Opponent	9	- (2x): Alexander Ovechkin & Alexander Semin, Washington (4/3)

---





### Sabres Highs and Lows

#### INDIVIDUAL STREAKS

---

Consecutive Games with Goals .....	5	-Thomas Vanek from 10/10 MTL to 10/18 @ ATL (7g)
Consecutive Games with Assists .....	5	-Derek Roy from 12/10 vs. TB to 12/19 vs. LA (6a)
Consecutive Games with Points .....	9	-Derek Roy (5+8) from 12/4 @ FLA to 12/20 vs. MTL
.....	8	-Jason Pominville (3+10) from 3/20 vs. PHI to 4/4 vs. NJ


---

#### INDIVIDUAL PERFORMANCES


---

Last Six-Point Game by a Sabre .....	Pat LaFontaine @ Winnipeg, 2/10/1993
Last Five-Point Game by a Sabre .....	Drew Stafford (3+2) vs. Atlanta, 1/18/2008
Last Four-Point Game by a Sabre .....	Tim Connolly (2+2) vs. Phoenix, 3/6/2009

---







# Anaheim Ducks

vs. **BUFFALO SABRES** SUMMARY: Won: 0 Lost: 2 OT Losses: 0

@ Buffalo  
24 Feb. 2009

Sabres 2 Ducks 3

Attendance  
18690

Goaltenders  
Giguere/Lalime

Winning Goal  
Mike Brown

@ Anaheim  
2 Feb. 2009

Sabres 2 Ducks 3

Attendance  
16874

Goaltenders  
Hiller/Lalime

Winning Goal  
Corey Perry

### Goals by Period

	1st	2nd	3rd	OT	Total
Sabres	2	0	2	0	4
Ducks	1	3	2	0	6

### Shots by Period

	1st	2nd	3rd	OT	Total
Sabres	22	21	16	0	59
Ducks	9	33	17	0	59

## INDIVIDUAL SCORING

SABRES	G	A	TP	+/-	PIM	PP	SH	GW	EN	S	Pctg
PAUL GAUSTAD	2	1	2	3	0	17	0	0	0	4	25.0
ALES KOTALIK	2	1	1	2	0	4	1	0	0	10	10.0
CRAIG RIVET	2	1	1	2	2	12	0	0	0	4	25.0
PATRICK KALETA	2	1	0	1	0	0	0	0	0	3	33.3
JOCHEN HECHT	1	0	1	1	0	0	0	0	0	5	.0
NATHAN PAETSCH	1	0	1	1	1	0	0	0	0	1	.0
DANIEL PAILLE	2	0	1	1	-1	0	0	0	0	2	.0
JASON POMINVILLE	2	0	1	1	0	0	0	0	0	5	.0
MARC-ANDRE GRAGNANI	1	0	0	0	-1	0	0	0	0	0	.0
CLARKE MACARTHUR	1	0	0	0	0	0	0	0	0	0	.0
ANDREW PETERS	1	0	0	0	0	5	0	0	0	2	.0
ANDREJ SEKERA	1	0	0	0	-1	0	0	0	0	1	.0
JAROSLAV SPACEK	1	0	0	0	-3	0	0	0	0	2	.0
HENRIK TALLINDER	1	0	0	0	0	0	0	0	0	0	.0
THOMAS VANEK	1	0	0	0	0	0	0	0	0	1	.0
MIKE WEBER	1	0	0	0	0	2	0	0	0	0	.0
CHRIS BUTLER	2	0	0	0	0	4	0	0	0	1	.0
TIM CONNOLLY	2	0	0	0	-1	0	0	0	0	6	.0
MATT ELLIS	2	0	0	0	1	0	0	0	0	1	.0
TONI LYDMAN	2	0	0	0	-1	0	0	0	0	4	.0
ADAM MAIR	2	0	0	0	0	0	0	0	0	2	.0
DEREK ROY	2	0	0	0	0	2	0	0	0	3	.0
DREW STAFFORD	2	0	0	0	-1	2	0	0	0	2	.0

Power Play: 1-6 16.7 %  
Penalty Killing: 4-6 66.7 %

DUCKS	GP	G	A	TP	+/-	PIM	PP	SH	GW	EN	S	Pctg
TEEMU SELANNE	2	1	2	3	-1	0	0	0	0	0	6	16.7
CHRIS KUNITZ	2	1	1	2	1	0	1	0	0	0	7	14.3
TODD MARCHANT	2	1	1	2	3	0	0	1	0	0	3	33.3
STEVE MONTADOR	2	0	2	2	-1	9	0	0	0	0	3	.0
MIKE BROWN	1	1	0	1	1	0	0	0	1	0	3	33.3
COREY PERRY	2	1	0	1	0	7	1	0	1	0	6	16.7
CHRIS PRONGER	2	1	0	1	3	2	0	0	0	0	8	12.5
ANDREW MILLER	1	0	1	1	0	2	0	0	0	0	2	.0
BRENDAN MORRISON	1	0	1	1	1	0	0	0	0	0	1	.0
ANDREW EBBETT	2	0	1	1	-1	0	0	0	0	0	3	.0
SCOTT NIEDERMAYER	2	0	1	1	1	0	0	0	0	0	3	.0
SHELDON BROOKBANK	1	0	0	0	0	5	0	0	0	0	0	.0
BRETT FESTERLING	1	0	0	0	0	0	0	0	0	0	3	.0
TRAVIS MOEN	1	0	0	0	0	10	0	0	0	0	1	.0
RYAN CARTER	2	0	0	0	-1	0	0	0	0	0	1	.0
RYAN GETZLAF	2	0	0	0	-1	2	0	0	0	0	3	.0
BRET HEDICAN	2	0	0	0	-1	2	0	0	0	0	2	.0
BRENDAN MIKKELSON	2	0	0	0	-1	0	0	0	0	0	1	.0
ROB NIEDERMAYER	2	0	0	0	0	0	0	0	0	0	1	.0
GEORGE PARROS	2	0	0	0	0	5	0	0	0	0	2	.0
BOBBY RYAN	2	0	0	0	1	4	0	0	0	0	0	.0

Power Play: 2-6 33.3 %  
Penalty Killing: 5-6 83.3 %

## GOALTENDING

SABRES	GP	MIN	GA	GAA	EN	SO	W	L	OTL	SHOTS	SAVE%
PATRICK LALIME	2	118	6	3.05	0	0	0	2	0	59	.898
RYAN MILLER	0	0	0	.00	0	0	0	0	0	0	.000

DUCKS	GP	MIN	GA	GAA	EN	SO	W	L	OTL	SHOTS	SAVE%
JEAN SEBASTIEN GIGUERE	1	60	2	2.00	0	0	1	0	0	36	.944
JONAS HILLER	1	60	2	2.00	0	0	1	0	0	23	.913





# Atlanta Thrashers

vs. **BUFFALO SABRES** SUMMARY: Won: 0 Lost: 0 OT Losses: 4



@ Buffalo	Sabres	Thrashers	Attendance	Goaltenders	Winning Goal
7 Nov. 2008	4	5 (OT)	18466	Hedberg/Miller	Jason Williams
14 Mar. 2009	3	4 (OT)	18690	Lehtonen/Lalime	Brett Sterling
@ Atlanta	Sabres	Thrashers	Attendance	Goaltenders	Winning Goal
18 Oct. 2008	2	3 (SO)	14091	Lehtonen/Lalime	Slava Kozlov
1 Apr. 2009	2	3 (OT)	15038	Hedberg/Miller	Ilya Kovalchuk

Goals by Period	1st	2nd	3rd	OT	Total	Shots by Period	1st	2nd	3rd	OT	Total
Sabres	3	7	1	0	11	Sabres	36	50	39	6	131
Thrashers	5	3	3	2	15	Thrashers	45	39	27	14	125

## INDIVIDUAL SCORING

SABRES	G	A	TP	+/-	PIM	PP	SH	GW	EN	S	Pctg	THRASHERS	GP	G	A	TP	+/-	PIM	PP	SH	GW	EN	S	Pctg
DEREK ROY	4	1	5	6	-1	2	0	0	0	14	7.1	BRYAN LITTLE	4	3	2	5	4	0	0	0	0	11	27.3	
THOMAS VANEK	4	4	1	5	-4	4	4	0	0	20	20.0	ILYA KOVALCHUK	3	2	3	5	5	2	0	0	1	0	10	20.0
JASON POMINVILLE	4	1	2	3	-3	2	0	0	0	17	5.9	VYACHESLAV KOZLOV	4	2	3	5	2	2	1	0	0	0	11	18.2
MAXIM AFINOGENOV	3	2	0	2	3	2	0	0	0	10	20.0	TODD WHITE	4	2	2	4	2	0	1	0	0	0	5	40.0
ALES KOTALIK	2	1	1	2	-2	0	1	0	0	8	12.5	TOBIAS ENSTROM	4	0	3	3	6	2	0	0	0	0	4	.0
TIM CONNOLLY	3	0	2	2	-3	2	0	0	0	4	.0	RON HAINSEY	4	0	3	3	-2	0	0	0	0	0	11	.0
CLARKE MACARTHUR	3	1	0	1	0	4	0	0	0	2	50.0	JASON WILLIAMS	2	2	0	2	1	0	1	0	1	0	11	18.2
DANIEL PAILLE	4	1	0	1	1	0	0	0	0	3	33.3	ZACH BOGOSIAN	3	1	1	2	4	4	0	0	0	0	11	9.1
TEPPU NUMMINEN	3	0	1	1	-3	2	0	0	0	3	.0	MARTY REASONER	4	1	0	1	0	0	0	1	0	0	7	14.3
DREW STAFFORD	3	0	1	1	-1	0	0	0	0	4	.0	ERIK CHRISTENSEN	2	0	1	1	1	0	0	0	0	0	6	.0
JAROSLAV SPACEK	4	0	1	1	-1	2	0	0	0	9	.0	NICLAS HAVELID	2	0	1	1	2	4	0	0	0	0	5	.0
HENRIK TALLINDER	4	0	1	1	-2	2	0	0	0	4	.0	COLIN STUART	2	0	1	1	0	0	0	0	0	0	4	.0
MATT ELLIS	1	0	0	0	0	0	0	0	0	0	.0	COLBY ARMSTRONG	4	0	1	1	-1	8	0	0	0	0	3	.0
ANDREW PETERS	1	0	0	0	0	2	0	0	0	1	.0	MATHIEU SCHNEIDER	1	0	0	0	0	2	0	0	0	0	5	.0
CHRIS BUTLER	2	0	0	0	1	0	0	0	0	1	.0	BRETT STERLING	1	0	0	0	0	0	0	0	0	0	2	.0
DOMINIC MOORE	2	0	0	0	-2	2	0	0	0	4	.0	NATHAN OYSTRICK	2	0	0	0	2	0	0	0	0	0	1	.0
PAUL GAUSTAD	3	0	0	0	0	2	0	0	0	6	.0	RICH PEVERLEY	2	0	0	0	3	0	0	0	0	0	1	.0
JOCHEN HECHT	3	0	0	0	0	0	0	0	0	2	.0	ANSSI SALMELA	2	0	0	0	0	0	0	0	0	0	2	.0
ANDREJ SEKERA	3	0	0	0	0	0	0	0	0	3	.0	BORIS VALABIK	2	0	0	0	-3	12	0	0	0	0	1	.0
PATRICK KALETA	4	0	0	0	0	7	0	0	0	2	.0	ERIC BOULTON	4	0	0	0	-2	8	0	0	0	0	4	.0
TONI LYDMAN	4	0	0	0	-1	4	0	0	0	6	.0	GARNET EXELBY	4	0	0	0	-1	2	0	0	0	0	2	.0
ADAM MAIR	4	0	0	0	1	2	0	0	0	1	.0	ERIC PERRIN	4	0	0	0	-1	14	0	0	0	0	1	.0
CRAIG RIVET	4	0	0	0	-1	4	0	0	0	7	.0	JIM SLATER	4	0	0	0	-2	0	0	0	0	0	5	.0
												CHRIS THORBURN	4	0	0	0	-2	5	0	0	0	0	2	.0
Power Play:	5-18			27.8 %								Power Play:	3-18				16.7 %							
Penalty Killing:	15-18			83.3 %								Penalty Killing:	13-18				72.2 %							

## GOALTENDING

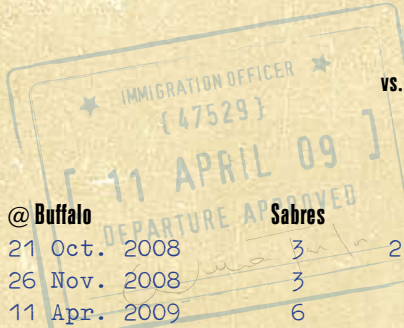
SABRES	GP	MIN	GA	GAA	EN	SO	W	L	OTL	Shots	Save%	THRASHERS	GP	MIN	GA	GAA	EN	SO	W	L	OTL	Shots	Save%	
PATRICK LALIME	2	130	5	2.31	0	0	0	0	2	69	.928	JOHAN HEDBERG	2	125	6	2.88	0	0	2	0	0	0	64	.906
RYAN MILLER	2	125	8	3.84	0	0	0	0	3	56	.857	KARI LEHTONEN	2	129	5	2.33	0	0	2	0	0	0	67	.925





# Boston Bruins

vs. **BUFFALO SABRES** SUMMARY: Won: 4 Lost: 2 OT Losses: 0



@ Buffalo	Sabres	Bruins
21 Oct. 2008	3	2 (SO)
26 Nov. 2008	3	2
11 Apr. 2009	6	1

Attendance
18334
18326
18690

Goaltenders
Fernandez/Miller
Thomas/Miller
Fernandez/Tellqvist

Winning Goal
Thomas Vanek
Jochen Hecht
Chris Butler

@ Boston	Sabres	Bruins
8 Nov. 2008	1	3
19 Nov. 2008	4	7
3 Jan. 2009	4	2

Attendance
17565
15623
17565

Goaltenders
Fernandez/Miller
Fernandez/Lalime & Miller
Thomas/Miller

Winning Goal
Chuck Kobasew
Chuck Kobasew
Matt Ellis

Goals by Period	1st	2nd	3rd	OT	Total
Sabres	13	5	2	0	21
Bruins	6	8	3	0	17

Shots by Period	1st	2nd	3rd	OT	Total
Sabres	73	60	38	3	174
Bruins	64	72	53	1	190

## INDIVIDUAL SCORING

SABRES	G	A	TP	+/-	PIM	PP	SH	GW	EN	S	Pctr
THOMAS VANEK	6	5	3	8	5	6	3	0	0	19	26.3
JASON POMINVILLE	6	1	7	8	5	2	0	0	0	23	4.3
DEREK ROY	6	3	3	6	2	2	0	0	0	19	15.8
MATT ELLIS	3	3	2	5	5	0	0	0	1	12	25.0
CRAIG RIVET	5	0	4	4	3	2	0	0	0	7	.0
TIM CONNOLLY	2	2	1	3	3	0	0	0	0	4	50.0
ANDREJ SEKERA	6	0	3	3	0	0	0	0	0	4	.0
DANIEL PAILLE	4	1	1	2	0	0	0	0	0	2	50.0
JOCHEN HECHT	5	1	1	2	0	0	0	1	1	8	12.5
DREW STAFFORD	6	1	1	2	0	2	0	0	0	17	5.9
JAROSLAV SPACEK	6	0	2	2	2	2	0	0	0	9	.0
CHRIS BUTLER	2	1	0	1	2	0	0	0	1	2	50.0
PAUL GAUSTAD	5	1	0	1	-2	6	0	0	0	7	14.3
CLARKE MACARTHUR	5	1	0	1	-1	4	1	0	0	2	50.0
ALES KOTALIK	3	0	1	1	1	0	0	0	0	7	.0
MAXIM AFINOGENOV	5	0	1	1	-5	2	0	0	0	8	.0
TONI LYDMAN	5	0	1	1	0	2	0	0	0	4	.0
ADAM MAIR	6	0	1	1	-2	8	0	0	0	4	.0
TEPPU NUMMINEN	6	0	1	1	0	4	0	0	0	4	.0
HENRIK TALLINDER	6	0	1	1	0	0	0	0	0	5	.0
MARK MANCARI	1	0	0	0	-1	0	0	0	0	1	.0
DOMINIC MOORE	1	0	0	0	1	4	0	0	0	3	.0
NATHAN PAETSCH	1	0	0	0	2	0	0	0	0	2	.0
ANDREW PETERS	3	0	0	0	0	11	0	0	0	0	.0
PATRICK KALETA	4	0	0	0	-1	4	0	0	0	1	.0

BRUINS	GP	G	A	TP	+/-	PIM	PP	SH	GW	EN	S	Pctr
MARC SAVARD	6	2	5	7	-1	4	0	0	0	0	18	11.1
PHIL KESSEL	5	4	2	6	1	0	2	0	0	0	18	22.2
CHUCK KOBASEW	5	3	2	5	1	2	0	0	2	0	7	42.9
MATT HUNWICK	5	1	3	4	3	4	0	0	0	0	5	20.0
DAVID KREJCI	6	1	3	4	2	0	0	0	0	0	11	9.1
MILAN LUCIC	6	0	4	4	1	4	0	0	0	0	6	.0
PATRICE BERGERON	4	0	3	3	-3	0	0	0	0	0	8	.0
ZDENO CHARA	5	2	0	2	-4	0	2	0	0	0	18	11.1
DENNIS WIDEMAN	6	2	0	2	2	0	0	0	0	0	20	10.0
SHAWN THORNTON	6	1	1	2	1	7	0	0	0	0	10	10.0
SHANE HINDY	5	0	2	2	-3	0	0	0	0	0	6	.0
MARK RECCHI	1	1	0	1	-3	0	1	0	0	0	2	50.0
MARTIN ST. PIERRE	1	0	1	1	0	0	0	0	0	0	0	.0
MICHAEL RYDER	6	0	1	1	-6	2	0	0	0	0	14	.0
BLAKE WHEELER	6	0	1	1	1	0	0	0	0	0	8	.0
STEPHANE YELLE	6	0	1	1	0	6	0	0	0	0	6	.0
BYRON BITZ	1	0	0	0	-1	0	0	0	0	0	1	.0
MIKKO LEHTONEN	1	0	0	0	0	0	0	0	0	0	1	.0
STEVE MONTADOR	1	0	0	0	0	2	0	0	0	0	2	.0
ANDREW FERENC	2	0	0	0	0	0	0	0	0	0	3	.0
MARCO STURM	2	0	0	0	-1	2	0	0	0	0	9	.0
PETTERI NOKELAINEN	3	0	0	0	-1	0	0	0	0	0	0	.0
VLADIMIR SOBOTKA	3	0	0	0	-3	0	0	0	0	0	3	.0
P.J. AXELSSON	4	0	0	0	-3	0	0	0	0	0	2	.0
MARK STUART	6	0	0	0	-2	12	0	0	0	0	5	.0
AARON WARD	6	0	0	0	-3	2	0	0	0	0	7	.0

Power Play: 4-17 23.5 %  
Penalty Killing: 21-26 80.8 %

Power Play: 5-26 19.2 %  
Penalty Killing: 13-17 76.5 %


## GOALTENDING

SABRES	GP	MIN	GA	GAA	EN	SO	W	L	OTL	Shots	Save%
PATRICK LALIME	1	19	0	.00	0	0	0	0	0	3	1.000
RYAN MILLER	5	286	16	3.36	0	0	3	2	0	152	.895
MIKAEL TELLQVIST	1	60	1	1.00	0	0	1	0	0	35	.971

BRUINS	GP	MIN	GA	GAA	EN	SO	W	L	OTL	Shots	Save%
MANNY FERNANDEZ	4	244	13	3.20	0	0	2	1	1	126	.897
TIM THOMAS	2	118	7	3.56	0	0	0	2	0	48	.854

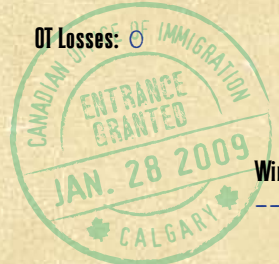






# Calgary Flames

vs. **BUFFALO SABRES** SUMMARY: Won: 0 Lost: 1 OT Losses: 0



**@ Buffalo** Sabres Flames Attendance  
The Flames did not play in Buffalo during the 2008-09 season.

Goaltenders --- Winning Goal ---

**@ Calgary** Sabres Flames Attendance  
28 Jan. 2009 2 5 19289

Goaltenders Kiprusoff/Miller Winning Goal Todd Bertuzzi

Goals by Period	1st	2nd	3rd	OT	Total	Shots by Period	1st	2nd	3rd	OT	Total
Sabres	0	2	0	0	2	Sabres	9	13	5	0	27
Flames	1	1	3	0	5	Flames	10	14	19	0	43

## INDIVIDUAL SCORING

SABRES	G	A	TP	+/-	PIM	PP	SH	GW	EN	S	Pctg	BLUE JACKETS	GP	G	A	TP	+/-	PIM	PP	SH	GW	EN	S	Pctg	
TIM CONNOLLY	1	1	2	-1	2	1	0	0	0	2	50.0	MIKE GAMMALLERI	1	3	0	3	2	0	2	0	0	0	0	6	50.0
DREW STAFFORD	1	1	0	1	-1	0	0	0	0	4	25.0	CRAIG CONROY	1	0	2	2	3	0	0	0	0	0	0	1	.0
TONI LYDMAN	1	0	1	1	-2	0	0	0	0	5	.0	JAROME IGINLA	1	0	2	2	2	0	0	0	0	0	0	3	.0
THOMAS VANEK	1	0	1	1	-1	0	0	0	0	0	.0	TODD BERTUZZI	1	1	0	1	1	0	0	0	1	0	2	50.0	
CHRIS BUTLER	1	0	0	0	-1	0	0	0	0	0	.0	DION PHANEUF	1	1	0	1	2	2	0	0	0	0	5	20.0	
MATT ELLIS	1	0	0	0	0	0	0	0	0	1	.0	ADRIAN AUCOIN	1	0	1	1	0	0	0	0	0	0	0	1	.0
PAUL GAUSTAD	1	0	0	0	0	0	0	0	0	4	.0	MIKKA KIPRUSOFF	1	0	1	1	0	0	0	0	0	0	0	0	.0
MARC-ANDRE GRAGNANI	1	0	0	0	0	2	0	0	0	2	.0	RENE BOURQUE	1	0	0	0	1	0	0	0	0	0	0	2	.0
JOCHEN HECHT	1	0	0	0	-1	0	0	0	0	2	.0	DUSTIN BOYD	1	0	0	0	0	0	0	0	0	0	0	2	.0
ALES KOTALIK	1	0	0	0	0	0	0	0	0	1	.0	MARK GIORDANO	1	0	0	0	1	2	0	0	0	0	0	2	.0
CLARKE MACARTHUR	1	0	0	0	0	4	0	0	0	0	.0	CURTIS GLENCROSS	1	0	0	0	-1	0	0	0	0	0	0	1	.0
NATHAN PAETSCH	1	0	0	0	0	0	0	0	0	0	.0	DAYMOND LANGKOW	1	0	0	0	0	0	0	0	0	0	0	3	.0
DANIEL PAILLE	1	0	0	0	0	2	0	0	0	1	.0	MATTHEW LOMBARDI	1	0	0	0	-1	0	0	0	0	0	0	4	.0
ANDREW PETERS	1	0	0	0	0	0	0	0	0	0	.0	DAVID MOSS	1	0	0	0	-1	0	0	0	0	0	0	3	.0
JASON POMINVILLE	1	0	0	0	-1	0	0	0	0	1	.0	ERIC NYSTROM	1	0	0	0	0	0	0	0	0	0	0	2	.0
CRAIG RIVET	1	0	0	0	0	0	0	0	0	1	.0	ADAM PARDY	1	0	0	0	1	4	0	0	0	0	0	2	.0
DEREK ROY	1	0	0	0	-1	0	0	0	0	3	.0	ROBYN REGERER	1	0	0	0	0	0	0	0	0	0	0	4	.0
JAROSLAV SPACEK	1	0	0	0	-1	0	0	0	0	0	.0	ANDRE ROY	1	0	0	0	0	0	0	0	0	0	0	0	.0
												CORY SARICH	1	0	0	0	0	2	0	0	0	0	0	0	.0
Power Play:	1-5				20.0 %							Power Play:	2-5					40.0 %							
Penalty Killing:	3-5				60.0 %							Penalty Killing:	4-5					80.0 %							

## GOALTENDING

SABRES	GP	MIN	GA	GAA	EN	SO	W	L	OTL	Shots	Save%	BLUE JACKETS	GP	MIN	GA	GAA	EN	SO	W	L	OTL	Shots	Save%
PATRICK LALIME	0	0	0	.00	0	0	0	0	0	0	.000	MIKKA KIPRUSOFF	1	60	2	2.00	0	0	1	0	0	27	.926
RYAN MILLER	1	60	5	5.00	0	0	0	10	0	43	.884	CURTIS MCELHINNEY	0	0	0	.00	0	0	0	0	0	0	.000







# Carolina Hurricanes

vs. **BUFFALO SABRES** SUMMARY: Won: 2 Lost: 1 OT Losses: 1

@ Buffalo	Sabres	Hurricanes	Attendance	Goaltenders	Winning Goal
17 Jan. 2009	3	1	18690	Ward/Miller	Teppo Numminen
15 Feb. 2009	0	3	18690	Ward/Lalime/Miller	Eric Staal

@ Carolina	Sabres	Hurricanes	Attendance	Goaltenders	Winning Goal
26 Feb. 2009	1	2 (SO)	18219	Ward/Lalime	Jussi Jokinen
9 Apr. 2009	5	1	18513	Leighton & Ward/Miller	Matt Ellis

Goals by Period	1st	2nd	3rd	OT	Total	Shots by Period	1st	2nd	3rd	OT	Total
Sabres	3	5	1	0	9	Sabres	40	42	38	4	124
Hurricanes	2	0	4	0	7	Hurricanes	49	36	57	1	143

## INDIVIDUAL SCORING


SABRES	GP	G	A	TP	+/-	PIM	PP	SH	GW	EN	S	Pctr	HURRICANES	GP	G	A	TP	+/-	PIM	PP	SH	GW	EN	S	Pctr
TIM CONNOLLY	4	2	2	4	3	4	0	0	0	0	8	25.0	ERIC STAAL	4	2	3	5	-1	0	2	0	1	0	17	11.8
JASON POMINVILLE	4	2	1	3	1	2	0	0	0	0	13	15.4	ANTON BABCHUK	4	1	2	3	-1	0	0	0	0	0	11	9.1
DEREK ROY	4	1	1	2	2	2	0	1	0	0	12	8.3	RAY WHITNEY	4	1	1	2	-1	0	0	0	0	0	14	7.1
THOMAS VANEK	2	0	2	2	4	0	0	0	0	0	2	.0	SERGEI SAMSONOV	3	1	0	1	-1	4	0	0	0	0	6	16.7
DANIEL PAILLE	4	0	2	2	1	2	0	0	0	0	2	.0	CHAD LAROSE	4	1	0	1	-3	4	0	0	0	0	12	8.3
JAROSLAV SPACEK	4	0	2	2	3	0	0	0	0	0	9	.0	MICHAEL RYAN	1	0	1	1	-1	0	0	0	0	0	1	.0
PATRICK KALETA	2	1	0	1	1	4	0	0	0	0	3	33.3	SCOTT WALKER	2	0	1	1	1	2	0	0	0	0	3	.0
TEPPO NUMMINEN	2	1	0	1	-1	0	0	0	1	0	1	100.0	MATT CULLEN	3	0	1	1	1	0	0	0	0	0	12	.0
MATT ELLIS	4	1	0	1	1	0	0	0	1	0	7	14.3	TUOMO RUUTU	4	0	1	1	2	2	0	0	0	0	10	.0
JOCHEN HECHT	4	1	0	1	-1	2	0	0	0	0	13	7.7	ERIK COLE	1	0	0	0	-1	0	0	0	0	0	2	.0
PAUL GAUSTAD	3	0	1	1	1	4	0	0	0	0	5	.0	DWIGHT HELMINEN	1	0	0	0	-1	0	0	0	0	0	0	.0
CLARKE MACARTHUR	3	0	1	1	0	0	0	0	0	0	3	.0	TIM CONBOY	2	0	0	0	-2	2	0	0	0	0	1	.0
TONI LYDMAN	4	0	1	1	2	6	0	0	0	0	5	.0	FRANTISEK KABERLE	2	0	0	0	0	0	0	0	0	0	1	.0
NATHAN BERBE	1	0	0	0	0	0	0	0	0	0	2	.0	BRANDON SUTTER	2	0	0	0	0	0	0	0	0	0	1	.0
DOMINIC MOORE	1	0	0	0	0	2	0	0	0	0	0	.0	JUSTIN WILLIAMS	2	0	0	0	0	0	0	0	0	0	2	.0
NATHAN PAETSCH	1	0	0	0	1	0	0	0	0	0	0	.0	RYAN BAYDA	3	0	0	0	-2	2	0	0	0	0	3	.0
ALES KOTALIK	3	0	0	0	0	0	0	0	0	0	6	.0	TIM BLEASON	3	0	0	0	-2	2	0	0	0	0	1	.0
ANDREJ SEKERA	3	0	0	0	1	0	0	0	0	0	6	.0	JUSSI JOKINEN	3	0	0	0	-2	0	0	0	0	0	6	.0
HENRIK TALLINDER	3	0	0	0	2	2	0	0	0	0	3	.0	ROD BRIND'AMOUR	4	0	0	0	-2	2	0	0	0	0	6	.0
CHRIS BUTLER	4	0	0	0	1	0	0	0	0	0	4	.0	JOE CORVO	4	0	0	0	-2	2	0	0	0	0	10	.0
ADAM MAIR	4	0	0	0	-1	0	0	0	0	0	4	.0	PATRICK EAVES	4	0	0	0	-1	2	0	0	0	0	1	.0
CRAIG RIVET	4	0	0	0	0	6	0	0	0	0	4	.0	JONI PITKANEN	4	0	0	0	0	2	0	0	0	0	5	.0
DREW STAFFORD	4	0	0	0	-1	2	0	0	0	0	12	.0	DENNIS SEIDENBERG	4	0	0	0	-1	0	0	0	0	0	15	.0
													NICLAS WALLIN	4	0	0	0	-2	0	0	0	0	0	3	.0
Power Play:	0-13				.0 %								Power Play:	2-18					11.1 %						
Penalty Killing:	16-18				88.9 %								Penalty Killing:	13-13					100.0 %						

## GOALTENDING

SABRES	GP	MIN	GA	GAA	EN	SO	W	L	OTL	Shots	Save%	HURRICANES	GP	MIN	GA	GAA	EN	SO	W	L	OTL	Shots	Save%
PATRICK LALIME	2	105	4	1.14	0	0	0	0	1	61	.967	MICHAEL LEIGHTON	1	30	1	2.00	0	0	0	0	0	12	.917
RYAN MILLER	3	140	4	1.71	0	0	2	1	0	82	.951	CAM WARD	4	210	8	2.29	0	1	2	2	0	112	.929







# Chicago Blackhawks

vs. **BUFFALO SABRES** SUMMARY: Won: 0 Lost: 1 OT Losses: 0

@ Buffalo

Sabres

Blackhawks

Attendance

Goaltenders

Winning Goal

The Blackhawks did not play in Buffalo during the 2008-09 season.

---

---

@ Chicago

Sabres

Blackhawks

Attendance

Goaltenders

Winning Goal

14 Jan. 2009

1

4

21684

Huet/Lalime

Jonathan Toews

## Goals by Period

Goals by Period	1st	2nd	3rd	OT	Total
Sabres	1	0	0	0	1
Blackhawks	2	1	1	0	4

1st	2nd	3rd	OT	Total
1	0	0	0	1
2	1	1	0	4

## Shots by Period

Shots by Period	1st	2nd	3rd	OT	Total
Sabres	9	7	7	0	23
Blackhawks	11	6	8	0	25

1st	2nd	3rd	OT	Total
9	7	7	0	23
11	6	8	0	25

## INDIVIDUAL SCORING

SABRES	GP	G	A	TP	+/-	PIM	PP	SH	GW	EN	S	Pctg
ALES KOTALIK	1	1	0	1	1	0	0	0	0	0	2	50.0
ADAM MAIR	1	0	1	1	1	0	0	0	0	0	1	.0
TEPPO NUMMINEN	1	0	1	1	-1	2	0	0	0	0	0	.0
TIM CONNOLLY	1	0	0	0	-2	0	0	0	0	0	3	.0
MATT ELLIS	1	0	0	0	-1	2	0	0	0	0	0	.0
PAUL GAUSTAD	1	0	0	0	1	2	0	0	0	0	2	.0
JOCHEN HECHT	1	0	0	0	-2	0	0	0	0	0	3	.0
TONI LYDMAN	1	0	0	0	0	2	0	0	0	0	0	.0
CLARKE MACARTHUR	1	0	0	0	-1	0	0	0	0	0	0	.0
DANIEL PAILLE	1	0	0	0	-1	0	0	0	0	0	0	.0
JASON POMINVILLE	1	0	0	0	-2	0	0	0	0	0	3	.0
CRAIG RIVET	1	0	0	0	0	4	0	0	0	0	1	.0
DEREK ROY	1	0	0	0	-1	0	0	0	0	0	1	.0
ANDREJ SEKERA	1	0	0	0	-2	0	0	0	0	0	0	.0
JAROSLAV SPACEK	1	0	0	0	-2	0	0	0	0	0	0	.0
DREW STAFFORD	1	0	0	0	-1	0	0	0	0	0	3	.0
HENRIK TALLINDER	1	0	0	0	-1	0	0	0	0	0	3	.0
THOMAS VANEK	1	0	0	0	-1	0	0	0	0	0	1	.0

Power Play: 0-7 .0 %  
 Penalty Killing: 4-4 100.0 %

BLACKHAWKS	GP	G	A	TP	+/-	PIM	PP	SH	GW	EN	S	Pctg
JONATHAN TOEWS	1	1	1	2	2	2	0	0	1	0	3	33.3
KRIS VERSTEEG	1	0	2	2	0	0	0	0	0	0	0	.0
MARTIN HAVLAT	1	1	0	1	1	2	0	0	0	0	3	33.3
PATRICK SHARP	1	1	0	1	0	0	0	0	0	0	1	100.0
JAMES WISNIEWSKI	1	1	0	1	1	0	0	0	0	0	2	50.0
BEN EAGER	1	0	1	1	1	8	0	0	0	0	1	.0
DUNCAN KEITH	1	0	1	1	1	0	0	0	0	0	3	.0
ANDREW LADD	1	0	1	1	1	0	0	0	0	0	2	.0
MATT WALKER	1	0	1	1	1	0	0	0	0	0	1	.0
CRAIG ADAMS	1	0	0	0	0	0	0	0	0	0	1	.0
CAM BARKER	1	0	0	0	0	0	0	0	0	0	1	.0
DAVE BOLLARD	1	0	0	0	1	0	0	0	0	0	0	.0
ADAM BURISH	1	0	0	0	1	0	0	0	0	0	1	.0
DUSTIN BYFUGLIEN	1	0	0	0	1	0	0	0	0	0	0	.0
BRIAN CAMPBELL	1	0	0	0	1	0	0	0	0	0	0	.0
COLIN FRASER	1	0	0	0	-1	0	0	0	0	0	1	.0
PATRICK KANE	1	0	0	0	0	0	0	0	0	0	1	.0
BRENT SEABROOK	1	0	0	0	2	4	0	0	0	0	4	.0

Power Play: 2-11 18.2 %  
 Penalty Killing: 11-14 78.6 %

## GOALTENDING

SABRES	GP	MIN	GA	GAA	EN	SO	W	L	OTL	Shots	Save%
PATRICK LALIME	1	60	4	4.00	0	0	0	1	0	25	.840
RYAN MILLER	0	0	0	.00	0	0	0	0	0	0	.000

BLACKHAWKS	GP	MIN	GA	GAA	EN	SO	W	L	OTL	Shots	Save%
NIKOLAI KHABIBULIN	0	0	0	.00	0	0	0	0	0	0	.000
CRISTOBAL HUET	1	60	1	1.00	0	0	1	0	0	23	.957





# Colorado Avalanche

vs. **BUFFALO SABRES** SUMMARY: Won: 0 Lost: 0 OT Losses: 1



**@ Buffalo** Sabres Avalanche Attendance  
The Avalanche did not play in Buffalo during the 2008-09 season.

Goaltenders --- Winning Goal ---

**@ Colorado** Sabres Avalanche Attendance  
25 Oct. 2008 1 2 (SO) 18007

Goaltenders Budaj/Miller Winning Goal Ryan Smyth

Goals by Period	1st	2nd	3rd	OT	Total	Shots by Period	1st	2nd	3rd	OT	Total
Sabres	0	1	0	0	1	Sabres	7	16	6	1	30
Avalanche	0	0	1	0	2	Avalanche	9	7	11	2	29

## INDIVIDUAL SCORING

SABRES	GP	G	A	TP	+/-	PIM	PP	SH	GW	EN	S	Pctg	AVALANCHE	GP	G	A	TP	+/-	PIM	PP	SH	GW	EN	S	Pctg	
DANIEL PAILLE	1	1	0	1	0	0	0	0	0	0	2	50.0	JORDAN LEOPOLD	1	1	0	1	0	0	0	0	0	0	2	50.0	
TONI LYDMAN	1	0	1	1	1	0	0	0	0	0	1	.0	MILAN HEJDUK	1	0	1	1	0	0	0	0	0	0	0	5	.0
CLARKE MACARTHUR	1	0	1	1	0	2	0	0	0	0	2	.0	RYAN SMYTH	1	0	1	1	0	0	0	0	0	0	2	.0	
MAXIM AFINOGENOV	1	0	0	0	0	0	0	0	0	0	3	.0	TYLER ARNASON	1	0	0	0	0	0	0	0	0	0	1	.0	
MATT ELLIS	1	0	0	0	0	0	0	0	0	0	2	.0	BRETT CLARK	1	0	0	0	0	0	0	0	0	0	1	.0	
PATRICK KALETA	1	0	0	0	0	0	0	0	0	0	0	.0	ADAM FOOTE	1	0	0	0	0	0	0	0	0	0	1	.0	
ALES KOTALIK	1	0	0	0	-1	0	0	0	0	0	4	.0	BEN BUIE	1	0	0	0	0	0	0	0	0	0	0	.0	
ADAM MAIR	1	0	0	0	0	0	0	0	0	0	3	.0	SCOTT HANNAN	1	0	0	0	0	0	0	0	0	0	2	.0	
TEPPO NUMMINEN	1	0	0	0	1	0	0	0	0	0	3	.0	DAVID JONES	1	0	0	0	0	0	0	0	0	0	2	.0	
NATHAN PAETSCH	1	0	0	0	0	0	0	0	0	0	1	.0	JAN LAPERRIERE	1	0	0	0	0	2	0	0	0	0	0	.0	
ANDREW PETERS	1	0	0	0	0	2	0	0	0	0	0	.0	JOHN MICHAEL LILES	1	0	0	0	0	2	0	0	0	0	0	.0	
JASON POMINVILLE	1	0	0	0	1	0	0	0	0	0	3	.0	CODY MCLEOD	1	0	0	0	0	2	0	0	0	0	0	.0	
DEREK ROY	1	0	0	0	0	0	0	0	0	0	0	.0	JOE SAKIC	1	0	0	0	0	0	0	0	0	0	2	.0	
ANDREJ SEKERA	1	0	0	0	-1	2	0	0	0	0	1	.0	RUSLAN SALEI	1	0	0	0	0	0	0	0	0	0	1	.0	
JAROSLAV SPACEK	1	0	0	0	-1	0	0	0	0	0	1	.0	PAUL STASTNY	1	0	0	0	0	0	0	0	0	0	3	.0	
DREW STAFFORD	1	0	0	0	0	0	0	0	0	0	0	.0	MAREK SVATOS	1	0	0	0	0	0	0	0	0	0	2	.0	
HENRIK TALLINDER	1	0	0	0	0	0	0	0	0	0	0	.0	DARCY TUCKER	1	0	0	0	0	0	0	0	0	0	3	.0	
THOMAS VANEK	1	0	0	0	0	0	0	0	0	0	4	.0	WOJTEK WOLSKI	1	0	0	0	0	0	0	0	0	0	2	.0	

Power Play: 0-2 .0 %  
Penalty Killing: 2-2 100.0 %


Power Play: 0-2 .0 %  
Penalty Killing: 2-2 100.0 %

## GOALTENDING

SABRES	GP	MIN	GA	GAA	EN	SO	W	L	OTL	Shots	Save%	AVALANCHE	GP	MIN	GA	GAA	EN	SO	W	L	OTL	Shots	Save%
PATRICK LALIME	0	0	0	.00	0	0	0	0	0	0	.000	ANDREW BAYCROFT	0	0	0	.00	0	0	0	0	0	0	.000
RYAN MILLER	1	65	1	.92	0	0	0	0	1	29	.966	PETER BUDAJ	1	65	1	.92	0	0	1	0	0	30	.967







# Columbus Blue Jackets

vs. **BUFFALO SABRES** SUMMARY: Won: 0 Lost: 1 OT Losses: 0

@ Buffalo Sabres Blue Jackets Attendance  
14 Nov. 2008 1 6 18690

Goaltenders Winning Goal  
Leclaire/Lalime & Miller Michael Peca

@ Columbus Sabres Blue Jackets Attendance  
The Sabres did not play in Columbus during the 2008-09 season. ---

Goaltenders Winning Goal  
--- ---

Goals by Period	1st	2nd	3rd	OT	Total	Shots by Period	1st	2nd	3rd	OT	Total
Sabres	0	1	0	0	1	Sabres	14	13	10	0	37
Blue Jackets	3	1	2	0	6	Blue Jackets	6	4	15	0	25

## INDIVIDUAL SCORING

SABRES	GP	G	A	TP	+/-	PIM	PP	SH	GW	EN	S	Pctg	BLUE JACKETS	GP	G	A	TP	+/-	PIM	PP	SH	GW	EN	S	Pctg
JASON POMINVILLE	1	1	0	1	-2	0	1	0	0	0	4	25.0	R.J. UMBERGER	1	2	0	2	2	0	0	0	0	0	4	50.0
TIM CONNOLLY	1	0	1	1	-1	0	0	0	0	0	5	.0	MANNY MALHOTRA	1	1	1	2	2	0	0	0	0	0	2	50.0
DEREK ROY	1	0	1	1	-3	0	0	0	0	0	3	.0	JASON CHIMERA	1	0	2	2	3	0	0	0	0	0	0	.0
MAXIM AFINOGENOV	1	0	0	0	-1	2	0	0	0	0	5	.0	MIKE COMMODORE	1	0	2	2	3	2	0	0	0	0	1	.0
PAUL GAUSTAD	1	0	0	0	-1	0	0	0	0	0	1	.0	DERICK BRASSARD	1	1	0	1	2	0	0	0	0	0	2	50.0
JOCHEN HECHT	1	0	0	0	-2	0	0	0	0	0	2	.0	RICK NASH	1	1	0	1	2	0	0	0	0	0	4	25.0
ALES KOTALIK	1	0	0	0	-3	2	0	0	0	0	1	.0	MICHAEL PECA	1	1	0	1	1	6	0	0	1	0	1	100.0
TONI LYDMAN	1	0	0	0	-1	0	0	0	0	0	1	.0	JARED BOLL	1	0	1	1	1	0	0	0	0	0	0	.0
CLARKE MACARTHUR	1	0	0	0	-1	0	0	0	0	0	0	.0	KRISTIAN HUSELIUS	1	0	1	1	2	0	0	0	0	0	0	.0
ADAM MAIR	1	0	0	0	0	2	0	0	0	0	1	.0	ROSTISLAV KLESLA	1	0	1	1	2	2	0	0	0	0	0	.0
TEPPO NUMMINEN	1	0	0	0	-1	0	0	0	0	0	2	.0	FREDRIK MODIN	1	0	1	1	1	0	0	0	0	0	2	.0
DANIEL PAILLE	1	0	0	0	-1	0	0	0	0	0	1	.0	FEDOR TYUTIN	1	0	1	1	1	2	0	0	0	0	1	.0
ANDREW PETERS	1	0	0	0	0	0	0	0	0	0	1	.0	CHRISTIAN BACKMAN	1	0	0	0	1	2	0	0	0	0	2	.0
CRAIG RIVET	1	0	0	0	-3	0	0	0	0	0	3	.0	JAN HEJDA	1	0	0	0	3	0	0	0	0	0	2	.0
ANDREJ SEKERA	1	0	0	0	-2	0	0	0	0	0	3	.0	MARC METHOT	1	0	0	0	1	0	0	0	0	0	2	.0
JAROSLAV SPACEK	1	0	0	0	-3	0	0	0	0	0	0	.0	JIRI NOVOTNY	1	0	0	0	1	2	0	0	0	0	1	.0
HENRIK TALLINDER	1	0	0	0	-2	0	0	0	0	0	0	.0	RAFFI TORRES	1	0	0	0	1	0	0	0	0	0	1	.0
THOMAS VANEK	1	0	0	0	-3	0	0	0	0	0	4	.0	JAKUB VORACEK	1	0	0	0	1	0	0	0	0	0	0	.0

Power Play: 1-8 12.5 %  
Penalty Killing: 2-2 100.0 %

Power Play: 0-2 .0 %  
Penalty Killing: 7-8 87.5 %

## GOALTENDING

SABRES	GP	MIN	GA	GAA	EN	SO	W	L	OTL	Shots	Save%	BLUE JACKETS	GP	MIN	GA	GAA	EN	SO	W	L	OTL	Shots	Save%
PATRICK LALIME	1	45	0	8.00	0	0	0	1	0	23	.739	PASCAL LECLAIRE	1	60	1	1.00	0	0	1	0	0	37	.973
RYAN MILLER	1	15	0	.00	0	0	0	0	0	12	1.00												





# Dallas Stars

vs. **BUFFALO SABRES** SUMMARY: Won: 1 Lost: 0 OT Losses: 0

**@ Buffalo** Sabres Stars Attendance  
The Stars did not play in Buffalo during the 2008-09 season.

**@ Dallas** Sabres Stars Attendance  
15 Jan. 2009 5 (SO) 4 17339

Goaltenders vs. Winning Goal  
--- vs. ---

Goaltenders Winning Goal  
Turco/Miller Jason Pominville

Goals by Period	1st	2nd	3rd	OT	Total	Shots by Period	1st	2nd	3rd	OT	Total
Sabres	0	1	3	0	5	Sabres	5	10	18	2	35
Stars	2	1	1	0	4	Stars	12	3	9	1	25

## INDIVIDUAL SCORING

SABRES	GP	G	A	TP	+	-	PIM	PP	SH	GW	EN	S	Pctg	STARS	GP	G	A	TP	+	-	PIM	PP	SH	GW	EN	S	Pctg	
PAUL GAUSTAD	1	2	0	2	1	5	1	0	0	0	0	5	40.0	STEVE OTT	1	1	1	2	0	0	1	0	0	0	0	1	100.0	
JASON POMINVILLE	1	0	2	2	2	0	0	0	0	0	0	3	.0	TREVOR DALEY	1	1	0	1	-1	0	0	0	0	0	0	2	50.0	
DREW STAFFORD	1	0	2	2	1	4	0	0	0	0	0	0	.0	MATT NISKANEN	1	1	0	1	0	0	1	0	0	0	0	2	50.0	
JOCHEN HECHT	1	1	0	1	2	0	0	0	0	0	0	4	25.0	BRAD RICHARDS	1	1	0	1	1	0	0	0	0	0	0	2	50.0	
CLARKE MACARTHUR	1	1	0	1	0	0	0	0	0	0	0	2	50.0	NICKLAS GROSSMAN	1	0	1	1	0	0	0	0	0	0	0	0	1	.0
ALES KOTALIK	1	0	1	1	-1	0	0	0	0	0	0	1	.0	JERE LEHTINEN	1	0	1	1	0	0	0	0	0	0	0	0	1	.0
CRAIG RIVET	1	0	1	1	0	0	0	0	0	0	0	1	.0	JOEL LUNDOVIST	1	0	1	1	0	0	0	0	0	0	0	0	1	.0
DEREK ROY	1	0	1	1	2	0	0	0	0	0	0	5	.0	MIKE MODANO	1	0	1	1	-1	0	0	0	0	0	0	0	3	.0
JAROSLAV SPACEK	1	0	1	1	0	0	0	0	0	0	0	1	.0	MARTY TURCO	1	0	1	1	0	0	0	0	0	0	0	0	0	.0
CHRIS BUTLER	1	0	0	0	-1	0	0	0	0	0	0	3	.0	KRYS BARCH	1	0	0	0	0	0	0	0	0	0	0	0	1	.0
TIM CONNOLLY	1	0	0	0	-1	0	0	0	0	0	0	2	.0	LOUI ERIKSSON	1	0	0	0	1	0	0	0	0	0	0	0	2	.0
MATT ELLIS	1	0	0	0	0	0	0	0	0	0	0	1	.0	ANDREW HUTCHINSON	1	0	0	0	-1	0	0	0	0	0	0	0	1	.0
TONI LYDMAN	1	0	0	0	1	0	0	0	0	0	0	4	.0	JAMES NEAL	1	0	0	0	-1	2	0	0	0	0	0	0	2	.0
ADAM MAIR	1	0	0	0	-1	0	0	0	0	0	0	1	.0	MARK PARRISH	1	0	0	0	0	0	0	0	0	0	0	0	0	.0
TEPPO NUMMINEN	1	0	0	0	0	0	0	0	0	0	0	0	.0	TOBY PETERSEN	1	0	0	0	-1	2	0	0	0	0	0	0	0	.0
DANIEL PAILLE	1	0	0	0	0	0	0	0	0	0	0	0	.0	MIKE RIBEIRO	1	0	0	0	-1	2	0	0	0	0	0	0	2	.0
HENRIK TALLINDER	1	0	0	0	1	0	0	0	0	0	0	0	.0	STEPHANE ROBIDAS	1	0	0	0	0	0	0	0	0	0	0	0	2	.0
THOMAS VANEK	1	0	0	0	-1	2	0	0	0	0	0	2	.0	BRIAN SUTHERBY	1	0	0	0	-1	5	0	0	0	0	0	0	1	.0
DARRYL SYDOR	1	0	0	0	0	0	0	0	0	0	0	0	.0															

Power Play: 1-4 25.0 %  
Penalty Killing: 1-3 33.3 %

Power Play: 2-11 18.2 %  
Penalty Killing: 11-14 78.6 %

## GOALTENDING

SABRES	GP	MIN	GA	GAA	EN	SO	W	L	OTL	Shots	Save%	STARS	GP	MIN	GA	GAA	EN	SO	W	L	OTL	Shots	Save%
PATRICK LALIME	0	0	0	.00	0	0	0	0	0	0	.000	MARTY TURCO	1	65	4	3.69	0	0	0	0	1	35	.886
RYAN MILLER	1	65	4	3.69	0	0	1	0	0	25	.840	TOBIAS STEPAN	0	0	0	.00	0	0	0	0	0	0	.000







# Detroit Red Wings

vs. **BUFFALO SABRES** SUMMARY: Won: 0 Lost: 2 OT Losses: 0

**@ Buffalo**  
 6 Apr. 2009      Sabres 1      Red Wings 4      Attendance 18690      Goaltenders Osgood/Miller      Winning Goal Marian Hossa

**@ Detroit**  
 10 Jan. 2009      Sabres 1      Red Wings 3      Attendance 20066      Goaltenders Conklin/Miller      Winning Goal Mikael Samuelsson

Goals by Period	1st	2nd	3rd	OT	Total	Shots by Period	1st	2nd	3rd	OT	Total
Sabres	1	0	1	0	2	Sabres	20	11	24	0	55
Red Wings	0	2	5	0	7	Red Wings	23	23	34	0	60

## INDIVIDUAL SCORING

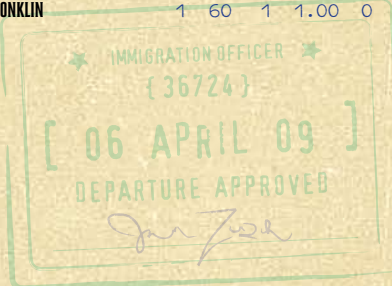
SABRES	GP	G	A	TP	+/-	PIM	PP	SH	GW	EN	S	Pctg	Red Wings	GP	G	A	TP	+/-	PIM	PP	SH	GW	EN	S	Pctg
PAUL GAUSTAD	2	1	0	1	-1	0	0	0	0	0	5	20.0	MARIAN HOSSA	2	3	1	4	3	2	0	0	1	0	9	33.3
DEREK ROY	2	1	0	1	-1	2	0	0	0	0	1	100.0	JIRI HUDLER	2	1	1	2	2	0	0	0	0	0	2	50.0
ADAM MAIR	2	0	1	1	1	0	0	0	0	0	7	.0	NICKLAS LIDSTROM	2	1	1	2	3	0	0	0	0	1	4	25.0
CRAIG RIVET	2	0	1	1	-1	4	0	0	0	0	5	.0	MIKAEL SAMUELSSON	2	1	1	2	2	2	0	0	1	0	8	12.5
DREW STAFFORD	2	0	1	1	0	7	0	0	0	0	3	.0	PAVEL DATSYUK	2	0	2	2	1	2	0	0	0	0	4	.0
THOMAS VANEK	2	0	1	1	-1	0	0	0	0	0	2	.0	TOMAS HOLMSTROM	2	0	2	2	0	2	0	0	0	0	1	.0
MAXIM AFINOGENOV	1	0	0	0	0	2	0	0	0	0	1	.0	HENRIK ZETTERBERG	2	0	2	2	2	0	0	0	0	0	0	.0
MATT ELLIS	1	0	0	0	0	0	0	0	0	0	0	.0	BRAD STUART	2	1	0	1	0	0	1	0	0	0	4	25.0
ALES KOTALIK	1	0	0	0	-1	0	0	0	0	0	0	.0	JONATHAN ERICSSON	1	0	1	1	2	5	0	0	0	0	3	.0
DOMINIC MOORE	1	0	0	0	-1	0	0	0	0	0	1	.0	VALTTERI FILPPULA	2	0	1	1	2	4	0	0	0	0	4	.0
TEPPO NUMMINEN	1	0	0	0	0	0	0	0	0	0	0	.0	BRETT LEDBA	2	0	1	1	2	0	0	0	0	0	3	.0
HENRIK TALLINDER	1	0	0	0	-2	0	0	0	0	0	0	.0	CHRIS CHELIOS	1	0	0	0	-1	2	0	0	0	0	0	.0
CHRIS BUTLER	2	0	0	0	0	0	0	0	0	0	1	.0	NIKLAS KRONVALL	1	0	0	0	0	0	0	0	0	0	1	.0
TIM CONNOLLY	2	0	0	0	-2	2	0	0	0	0	4	.0	ANDREAS LILJA	1	0	0	0	2	0	0	0	0	0	3	.0
JOCHEN HECHT	2	0	0	0	-1	0	0	0	0	0	4	.0	DEREK MEECH	1	0	0	0	0	0	0	0	0	0	3	.0
TONI LYDMAN	2	0	0	0	-3	0	0	0	0	0	1	.0	BRIAN RAFALSKI	1	0	0	0	0	0	0	0	0	0	2	.0
CLARKE MACARTHUR	2	0	0	0	-1	0	0	0	0	0	2	.0	DANIEL CLEARY	2	0	0	0	0	0	0	0	0	0	0	.0
DANIEL PAILLE	2	0	0	0	0	0	0	0	0	0	5	.0	KRIS DRAPER	2	0	0	0	0	0	0	0	0	0	2	.0
JASON POMINVILLE	2	0	0	0	-4	0	0	0	0	0	9	.0	JOHAN FRANZEN	2	0	0	0	-1	0	0	0	0	0	12	.0
ANDREJ SEKERA	2	0	0	0	-1	0	0	0	0	0	0	.0	TOMAS KOPECKY	2	0	0	0	0	0	0	0	0	0	4	.0
JAROSLAV SPACEK	2	0	0	0	-1	2	0	0	0	0	4	.0	KIRK MALTBY	2	0	0	0	0	0	0	0	0	0	2	.0

Power Play: 0-5      .0 %  
 Penalty Killing: 4-5      80.0 %

Power Play: 1-5      20.0 %  
 Penalty Killing: 5-5      100.0 %

## GOALTENDING


SABRES	GP	MIN	GA	GAA	EN	SO	W	L	OTL	Shots	Save%	Red Wings	GP	MIN	GA	GAA	EN	SO	W	L	OTL	Shots	Save%
PATRICK LALIME	0	0	0	.00	0	0	0	0	0	0	.000	CHRIS OSGOOD	1	60	1	1.00	0	0	1	0	0	33	.970
RYAN MILLER	1	118	6	3.05	1	0	0	2	0	79	.924	TY CONKLIN	1	60	1	1.00	0	0	1	0	0	22	.955





# Edmonton Oilers

vs. **BUFFALO SABRES** SUMMARY: Won: 1 Lost: 0 OT Losses: 0



**@ Buffalo** Sabres Oilers Attendance  
The Oilers did not play in Buffalo during the 2008-09 season.

Goaltenders --- Winning Goal ---

**@ Edmonton** Sabres Oilers Attendance  
27 Jan. 2009 10 2 16839  
Goaltenders Roloson & Deslauriers/Miller Winning Goal Derek Roy

Goals by Period	1st	2nd	3rd	OT	Total	Shots by Period	1st	2nd	3rd	OT	Total
Sabres	3	4	3	0	10	Sabres	11	15	11	0	37
Oilers	0	1	1	0	2	Oilers	18	9	11	0	38

## INDIVIDUAL SCORING

SABRES	GP	G	A	TP	+/-	PIM	PP	SH	GW	EN	S	Pctg	OILERS	GP	G	A	TP	+/-	PIM	PP	SH	GW	EN	S	Pctg
DREW STAFFORD	1	3	0	3	2	2	1	0	0	0	4	75.0	ROBERT NILSSON	1	1	1	2	0	0	0	0	0	0	1	100.0
TIM CONNOLLY	1	2	1	3	3	0	1	1	0	0	2	100.0	ERIK COLE	1	1	0	1	0	2	1	0	0	0	5	20.0
DEREK ROY	1	1	2	3	2	2	0	0	1	0	1	100.0	TOM GILBERT	1	0	1	1	-1	0	0	0	0	0	4	.0
THOMAS VANEK	1	1	2	3	2	0	0	0	0	0	4	25.0	DENIS GREBESHKOV	1	0	1	1	0	0	0	0	0	0	1	.0
JOCHEN HECHT	1	1	1	2	3	0	0	0	0	0	2	50.0	SHELDON SOURAY	1	0	1	1	-3	2	0	0	0	0	7	.0
NATHAN PAETSCH	1	1	1	2	2	0	0	0	0	0	2	50.0	KYLE BRODZIAK	1	0	0	0	-2	0	0	0	0	0	2	.0
ALES KOTALIK	1	0	2	2	1	2	0	0	0	0	5	.0	ANDREW COGLIANO	1	0	0	0	-1	0	0	0	0	0	1	.0
CLARKE MACARTHUR	1	0	2	2	2	0	0	0	0	0	2	.0	ALES HEMSKY	1	0	0	0	-2	0	0	0	0	0	3	.0
JASON POMINVILLE	1	0	2	2	2	0	0	0	0	0	4	.0	SHAWN HORCOFF	1	0	0	0	-2	0	0	0	0	0	4	.0
CRAIG RIVET	1	0	2	2	1	4	0	0	0	0	1	.0	ETHAN MOREAU	1	0	0	0	-2	2	0	0	0	0	2	.0
JAROSLAV SPACEK	1	1	0	1	4	2	1	0	0	0	3	33.3	DUSTIN PENNER	1	0	0	0	-2	0	0	0	0	0	7	.0
PAUL GAUSTAD	1	0	1	1	1	0	0	0	0	0	0	.0	MARC-ANTOINE POULIOT	1	0	0	0	-2	2	0	0	0	0	0	.0
CHRIS BUTLER	1	0	0	0	0	0	0	0	0	0	0	.0	LIAM REDDOX	1	0	0	0	-1	2	0	0	0	0	0	.0
MATT ELLIS	1	0	0	0	0	0	0	0	0	0	3	.0	LADISLAV SMID	1	0	0	0	-3	0	0	0	0	0	0	.0
MARC-ANDRE BRAGNANI	1	0	0	0	2	0	0	0	0	0	0	.0	STEVE STAIOS	1	0	0	0	-3	2	0	0	0	0	0	.0
TONI LYDMAN	1	0	0	0	3	0	0	0	0	0	3	.0	ZACH STORTINI	1	0	0	0	-2	0	0	0	0	0	0	.0
ADAM MAIR	1	0	0	0	0	0	0	0	0	0	1	.0	JASON STRUDWICK	1	0	0	0	-2	0	0	0	0	0	0	.0
DANIEL PAILLE	1	0	0	0	-1	4	0	0	0	0	0	.0	LUBOMIR VISNOVSKY	1	0	0	0	-2	0	0	0	0	0	1	.0

Power Play: 3-6 50.0 %  
Penalty Killing: 7-8 87.5 %

Power Play: 1-8 12.5 %  
Penalty Killing: 3-6 50.0 %

## GOALTENDING

SABRES	GP	MIN	GA	GAA	EN	SO	W	L	OTL	Shots	Save%	OILERS	GP	MIN	GA	GAA	EN	SO	W	L	OTL	Shots	Save%
PATRICK LALIME	0	0	0	.00	0	0	0	0	0	0	.000	DWAYNE ROLOSON	1	10	3	18.00	0	0	0	1	0	8	.625
RYAN MILLER	1	59	2	2.03	0	0	1	0	0	38	.947	JEFF DESLAURIERS	1	50	7	8.40	0	0	0	0	0	29	.759







# Florida Panthers

vs. **BUFFALO SABRES** SUMMARY: Won: 3 Lost: 1 OT Losses: 0

**@ Buffalo**

Sabres	3
Panthers	5

**Panthers**

Panthers	1
Panthers	3

**Goaltenders**

Vokoun/Lalime
Vokoun/Tellqvist

**Winning Goal**

Daniel Paille
Tim Connolly

**@ Florida**

Sabres	1
Panthers	2
Sabres	3 (SO)
Panthers	2

**Attendance**

13123
12480

**Goaltenders**

Anderson/Miller
Vokoun/Miller

**Winning Goal**

Keith Ballard
Ales Kotalik

**Goals by Period**

	1st	2nd	3rd	OT	Total	Shots by Period	1st	2nd	3rd	OT	Total
Sabres	3	1	7	0	12	Sabres	47	36	52	2	137
Panthers	3	3	2	0	8	Panthers	36	48	31	3	118

## INDIVIDUAL SCORING


SABRES	GP	G	A	TP	+/-	PIM	PP	SH	GW	EN	S	Pctg	PANTHERS	GP	G	A	TP	+/-	PIM	PP	SH	GW	EN	S	Pctg
JASON POMINVILLE	4	1	4	5	3	2	0	0	0	0	10	10.0	DAVID BOOTH	3	1	2	3	2	2	0	0	0	0	14	7.1
TIM CONNOLLY	3	2	2	4	5	0	1	0	1	0	2	100.0	NATHAN HORTON	2	1	1	2	1	8	0	0	0	0	6	16.7
JAROSLAV SPACEK	4	1	3	4	0	0	0	0	0	0	9	11.1	RICHARD ZEDNIK	3	1	1	2	2	4	0	0	0	0	9	11.1
DEREK ROY	4	0	3	3	-3	0	0	0	0	0	7	.0	KEITH BALLARD	4	1	1	2	2	9	0	0	1	0	5	20.0
THOMAS VANEK	4	2	0	2	-1	2	2	0	0	0	7	28.6	GREGORY CAMPBELL	4	1	1	2	-2	2	0	0	0	0	7	14.3
TONI LYDMAN	4	0	2	2	-1	6	0	0	0	0	9	.0	MICHAEL FROLIK	4	1	1	2	3	2	0	0	0	0	10	10.0
ALES KOTALIK	2	1	0	1	-1	0	1	0	0	0	7	14.3	BRETT MCLEAN	4	1	1	2	3	0	0	0	0	0	5	20.0
MAXIM AFINOGENOV	3	1	0	1	1	4	0	0	0	1	12	8.3	MICHAL REPIK	1	1	0	1	1	0	0	0	0	0	3	33.3
CLARKE MACARTHUR	3	1	0	1	-1	12	0	0	0	0	5	20.0	NICK BOYNTON	3	0	1	1	2	0	0	0	0	0	1	.0
CRAIG RIVET	3	1	0	1	2	5	1	0	0	0	4	25.0	JAY BOUWMEESTER	4	0	1	1	0	8	0	0	0	0	8	.0
DANIEL PAILLE	4	1	0	1	0	0	0	0	1	0	3	33.3	JASSEN CULLIMORE	4	0	1	1	0	2	0	0	0	0	6	.0
ANDREJ SEKERA	3	0	1	1	-1	0	0	0	0	0	7	.0	RADEK DVORAK	4	0	1	1	-4	0	0	0	0	0	3	.0
HENRIK TALLINDER	4	0	1	1	-1	4	0	0	0	0	2	.0	KAMIL KREPS	4	0	1	1	2	0	0	0	0	0	5	.0
MATT ELLIS	1	0	0	0	0	0	0	0	0	0	1	.0	STEVE EMINGER	1	0	0	0	-1	2	0	0	0	0	3	.0
MARK MANCARI	1	0	0	0	-2	0	0	0	0	0	3	.0	SHAWN MATTHIAS	1	0	0	0	0	0	0	0	0	0	1	.0
TEPPO NUMMINEN	1	0	0	0	-1	0	0	0	0	0	3	.0	KENNEDAL MCGARDLE	1	0	0	0	0	0	0	0	0	0	0	.0
PATRICK KALETA	2	0	0	0	-2	0	0	0	0	0	6	.0	NOAH WELCH	1	0	0	0	0	0	0	0	0	0	1	.0
DOMINIC MOORE	2	0	0	0	0	2	0	0	0	0	5	.0	ROSTISLAV OLESZ	2	0	0	0	-1	0	0	0	0	0	6	.0
NATHAN PRAETSCHE	2	0	0	0	-1	2	0	0	0	0	0	.0	NICK TARNASKY	2	0	0	0	2	0	0	0	0	0	1	.0
CHRIS BUTLER	3	0	0	0	1	0	0	0	0	0	1	.0	BRYAN MCCABE	3	0	0	0	0	4	0	0	0	0	6	.0
ADAM MAIR	3	0	0	0	0	2	0	0	0	0	3	.0	VILLE PELTONEN	3	0	0	0	-2	0	0	0	0	0	4	.0
PAUL GAUSTAD	4	0	0	0	-2	2	0	0	0	0	15	.0	ANTHONY STEWART	3	0	0	0	0	0	0	0	0	0	1	.0
JOCHEN HECHT	4	0	0	0	0	0	0	0	0	0	11	.0	CORY STILLMAN	3	0	0	0	0	2	0	0	0	0	5	.0
DREW STAFFORD	4	0	0	0	0	0	0	0	0	0	5	.0	KARLIS SKRASTINS	4	0	0	0	-1	0	0	0	0	0	0	.0
													STEPHEN WEISS	4	0	0	0	-2	0	0	0	0	8	.0	

Power Play: 5-18 27.8 %  
Penalty Killing: 11-11 100.0 %

Power Play: 0-11 .0 %  
Penalty Killing: 13-18 72.2 %

## GOALTENDING

SABRES	GP	MIN	GA	GAA	EN	SO	W	L	OTL	SHOTS	Save%	PANTHERS	GP	MIN	GA	GAA	EN	SO	W	L	OTL	SHOTS	Save%
PATRICK LALIME	1	60	1	1.00	0	0	1	0	0	31	.968	TOMAS VOKOUN	3	183	9	2.95	1	0	0	2	1	91	.901
RYAN MILLER	2	124	4	1.94	0	0	1	1	0	54	.926	CRAIG ANDERSON	1	60	1	1.00	0	0	1	0	0	46	.978
MIKAEL TELLQVIST	1	60	3	3.00	0	0	1	0	0	33	.909												





# Los Angeles Kings

vs. **BUFFALO SABRES** SUMMARY: Won: 1 Lost: 0 OT Losses: 0



**@ Buffalo** Sabres Kings Attendance Goaltenders Winning Goal  
 19 Dec. 2008 5 0 18147 Labarbera & Quick/Miller Derek Roy

**@ Columbus** Sabres Kings Attendance Goaltenders Winning Goal  
 The Sabres did not play in Los Angeles during the 2008-09 season. --- ---

Goals by Period	1st	2nd	3rd	OT	Total	Shots by Period	1st	2nd	3rd	OT	Total
Sabres	1	2	2	0	5	Sabres	5	8	9	0	22
Kings	0	0	0	0	0	Kings	13	12	15	0	40

## INDIVIDUAL SCORING

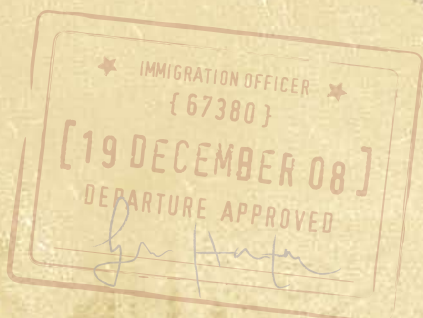
SABRES	GP	G	A	TP	+/-	PIM	PP	SH	GW	EN	S	Pctg	KINGS	GP	G	A	TP	+/-	PIM	PP	SH	GW	EN	S	Pctg
DEREK ROY	1	1	2	3	2	0	0	0	1	0	0	.0	DUSTIN BROWN	1	0	0	0	-1	2	0	0	0	0	5	.0
DREW STAFFORD	1	1	1	2	2	0	1	0	0	0	1	100.0	KYLE CALDER	1	0	0	0	-1	0	0	0	0	0	4	.0
MATT ELLIS	1	1	0	1	1	0	0	0	0	0	2	50.0	DREW DOUGHTY	1	0	0	0	-3	0	0	0	0	0	0	.0
CLARKE MACARTHUR	1	1	0	1	1	0	0	0	0	0	1	100.0	ALEXANDER FROLOV	1	0	0	0	-2	0	0	0	0	0	2	.0
ADAM MAIR	1	1	0	1	1	2	0	0	0	0	1	100.0	DENIS GAUTHIER	1	0	0	0	0	4	0	0	0	0	2	.0
CHRIS BUTLER	1	0	1	1	2	0	0	0	0	0	2	.0	MATT GREENE	1	0	0	0	-1	2	0	0	0	0	0	.0
ANDREW PETERS	1	0	1	1	1	0	0	0	0	0	0	.0	MICHAL HANDZUS	1	0	0	0	-1	0	0	0	0	0	3	.0
JASON POMINVILLE	1	0	1	1	1	0	0	0	0	0	2	.0	PETER HARROLD	1	0	0	0	0	0	0	0	0	0	2	.0
THOMAS VANEK	1	0	1	1	1	0	0	0	0	0	3	.0	RAITIS IVANANS	1	0	0	0	0	2	0	0	0	0	2	.0
JOCHEN HECHT	1	0	0	0	0	0	0	0	0	0	4	.0	ANZE KOPITAR	1	0	0	0	-2	0	0	0	0	0	4	.0
PATRICK KALETA	1	0	0	0	1	2	0	0	0	0	0	.0	TREVOR LEWIS	1	0	0	0	0	0	0	0	0	0	1	.0
ALES KOTALIK	1	0	0	0	1	0	0	0	0	0	4	.0	SEAN O'DONNELL	1	0	0	0	-1	0	0	0	0	0	0	.0
TONI LYDMAN	1	0	0	0	1	0	0	0	0	0	0	.0	PATRICK O'SULLIVAN	1	0	0	0	-1	0	0	0	0	0	6	.0
TEPPO NUMMINEN	1	0	0	0	2	0	0	0	0	0	0	.0	EDWARD PURCELL	1	0	0	0	-1	0	0	0	0	0	1	.0
DANIEL PAILLE	1	0	0	0	0	0	0	0	0	0	1	.0	KYLE QUINCEY	1	0	0	0	-3	0	0	0	0	0	2	.0
ANDREJ SEKERA	1	0	0	0	1	0	0	0	0	0	1	.0	WAYNE SIMMONDS	1	0	0	0	-2	0	0	0	0	0	1	.0
JAROSLAV SPACEK	1	0	0	0	1	0	0	0	0	0	0	.0	JARRET STOLL	1	0	0	0	-1	0	0	0	0	0	5	.0
HENRIK TALLINDER	1	0	0	0	1	0	0	0	0	0	0	.0	JOHN ZEILER	1	0	0	0	0	0	0	0	0	0	0	.0

Power Play: 1-4 25.0 %  
 Penalty Killing: 1-1 100.0 %

Power Play: 0-1 .0 %  
 Penalty Killing: 3-4 75.0 %

## GOALTENDING

SABRES	GP	MIN	GA	GAA	EN	SO	W	L	OTL	Shots	Save%	KINGS	GP	MIN	GA	GAA	EN	SO	W	L	OTL	Shots	Save%
PATRICK LALIME	0	0	0	.00	0	0	0	0	0	0	.000	JASON LABARBERA	1	43	4	5.58	0	0	0	1	0	14	.714
RYAN MILLER	1	60	0	.00	0	1	1	0	0	40	1.000	JONATHAN QUICK	1	17	1	3.53	0	0	0	0	0	8	.875







# Minnesota Wild

vs. **BUFFALO SABRES** SUMMARY: Won: 1 Lost: 0 OT Losses: 0

**@ Buffalo** Sabres Wild Attendance  
The Wild did not play in Buffalo during the 2008-09 season.

Goaltenders ---  
Winning Goal ---

**@ Minnesota** Sabres Wild Attendance  
23 Oct. 2008 4 (OT) 3 18568

Goaltenders Backstrom/Miller  
Winning Goal Derek Roy

Goals by Period	1st	2nd	3rd	OT	Total	Shots by Period	1st	2nd	3rd	OT	Total
Sabres	1	0	2	1	4	Sabres	9	9	5	1	24
Wild	0	2	1	0	3	Wild	10	15	8	0	33

## INDIVIDUAL SCORING

SABRES	GP	G	A	TP	+/-	PIM	PP	SH	GW	EN	S	Pctg	WILD	GP	G	A	TP	+/-	PIM	PP	SH	GW	EN	S	Pctg		
DEREK ROY	1	1	1	2	2	0	0	0	1	0	3	33.3	BRENT BURNS	1	1	0	1	-2	0	1	0	0	0	5	20.0		
DREW STAFFORD	1	1	1	2	1	0	0	0	0	0	1	100.0	BENOIT POUILLIOT	1	1	0	1	0	0	0	0	0	0	0	2	50.0	
THOMAS VANEK	1	1	1	2	3	0	0	0	0	0	1	100.0	STEPHANE VEILLEUX	1	1	0	1	0	0	0	0	0	0	0	2	50.0	
ADAM MAIR	1	1	0	1	1	0	0	0	0	0	1	100.0	ERIC BELANGER	1	0	1	1	-1	0	0	0	0	0	0	2	.0	
MAXIM AFINOGENOV	1	0	1	1	1	0	0	0	0	0	3	.0	DEREK BOOGAARD	1	0	1	1	-1	0	0	0	0	0	0	0	.0	
TONI LYDMAN	1	0	1	1	2	2	0	0	0	0	0	.0	PIERRE-MARC BOUCHARD	1	0	1	1	0	0	0	0	0	0	0	1	.0	
NATHAN PAETSCH	1	0	1	1	1	0	0	0	0	0	0	.0	CRAIG WELLER	1	0	1	1	1	0	0	0	0	0	0	0	.0	
ANDREJ SEKERA	1	0	1	1	1	0	0	0	0	0	1	.0	MARC-ANDRE BERGERON	1	0	0	0	0	2	0	0	0	0	0	0	.0	
HENRIK TALLINDER	1	0	1	1	2	0	0	0	0	0	0	.0	ANDREW BRUNETTE	1	0	0	0	-2	0	0	0	0	0	0	1	.0	
MATT ELLIS	1	0	0	0	0	0	0	0	0	0	3	.0	CAL CLUTTERBUCK	1	0	0	0	0	0	0	0	0	0	0	0	2	.0
PATRICK KALETA	1	0	0	0	0	0	0	0	0	0	1	.0	COLTON GILLIES	1	0	0	0	0	0	0	0	0	0	0	0	.0	
ALES KOTALIK	1	0	0	0	1	0	0	0	0	0	2	.0	KIM JOHNSON	1	0	0	0	-1	0	0	0	0	0	0	2	.0	
CLARKE MACARTHUR	1	0	0	0	-1	2	0	0	0	0	2	.0	MIKKO KOIVU	1	0	0	0	-1	0	0	0	0	0	0	4	.0	
TEPPO NUMMINEN	1	0	0	0	-1	0	0	0	0	0	0	.0	ANTTI MIETTINEN	1	0	0	0	-3	0	0	0	0	0	0	5	.0	
DANIEL PAILLE	1	0	0	0	-1	0	0	0	0	0	2	.0	NICK SCHULTZ	1	0	0	0	-1	0	0	0	0	0	0	0	.0	
ANDREW PETERS	1	0	0	0	-1	0	0	0	0	0	0	.0	JAMES SHEPPARD	1	0	0	0	0	0	0	0	0	0	0	2	.0	
JASON POMINVILLE	1	0	0	0	-1	0	0	0	0	0	2	.0	MARTIN SKOULA	1	0	0	0	0	0	0	0	0	0	0	1	.0	
JAROSLAV SPACEK	1	0	0	0	0	2	0	0	0	0	2	.0	MAREK ZIDLICKY	1	0	0	0	0	2	0	0	0	0	0	4	.0	

Power Play: 0-2 .0 %  
Penalty Killing: 2-3 66.7 %

Power Play: 1-3 33.3 %  
Penalty Killing: 2-2 100.0 %

## GOALTENDING

SABRES	GP	MIN	GA	GAA	EN	SO	W	L	OTL	Shots	Save%	WILD	GP	MIN	GA	GAA	EN	SO	W	L	OTL	Shots	Save%
PATRICK LALIME	0	0	0	.00	0	0	0	0	0	0	.000	JOSH HARDING	0	0	0	.00	0	0	0	0	0	0	.000
RYAN MILLER	1	61	3	2.95	0	0	1	0	0	33	.909	NIKLAS BACKSTROM	1	61	4	3.93	0	0	0	0	1	24	.833







# Montreal Canadiens

vs. **BUFFALO SABRES** SUMMARY: Won: 4 Lost: 1 OT Losses: 1



@ Buffalo	Sabres	Canadiens	Attendance	Goaltenders	Winning Goal
10 Oct. 2008	2 (SO)	1	18690	Price/Miller	Ales Kotalik
6 Feb. 2009	3	2	18161	Price/Miller	Tim Connolly
4 Mar. 2009	5	1	17745	Price/Lalime	Derek Roy

@ Montreal	Sabres	Canadiens	Attendance	Goaltenders	Winning Goal
29 Nov. 2008	2	3	21273	Price/Miller	Andrei Markov
20 Dec. 2008	3	4 (OT)	21273	Halak/Miller	Alex Kovalev
28 Mar. 2009	4 (SO)	3	21273	Price/Miller	Toni Lydman

Goals by Period	1st	2nd	3rd	OT	Total	Shots by Period	1st	2nd	3rd	OT	Total
Sabres	5	7	5	0	19	Sabres	57	66	58	0	184
Canadiens	1	8	4	1	14	Canadiens	75	68	65	11	219

## INDIVIDUAL SCORING

SABRES	GP	G	A	TP	+/-	PIM	PP	SH	GW	EN	S	Pctr
CLARKE MACARTHUR	6	2	3	5	1	4	0	0	0	0	8	25.0
JAROSLAV SPACEK	6	2	3	5	3	4	0	0	0	0	10	20.0
DEREK ROY	6	3	1	4	1	6	1	0	1	0	14	21.4
TIM CONNOLLY	3	2	2	4	-1	2	1	0	1	0	6	33.3
THOMAS VANEK	6	3	0	3	-1	4	1	0	0	0	22	13.6
TEPPO NUMMINEN	5	0	3	3	1	4	0	0	0	0	1	.0
PAUL GAUSTAD	3	2	0	2	1	4	1	1	0	0	4	50.0
ADAM MAIR	6	1	1	2	1	8	0	0	0	0	6	16.7
JOCHEN HECHT	6	0	2	2	5	10	0	0	0	0	20	.0
TONI LYDMAN	6	0	2	2	0	6	0	0	0	0	8	.0
JASON POMINVILLE	6	0	2	2	1	0	0	0	0	0	19	.0
NATHAN PAETSCH	1	1	0	1	1	0	0	0	0	0	2	50.0
ANDREJ SEKERA	5	1	0	1	-1	6	1	0	0	0	9	11.1
MATT ELLIS	2	0	1	1	0	2	0	0	0	0	4	.0
MAXIM AFINOBENOV	4	0	1	1	-1	0	0	0	0	0	6	.0
PATRICK KALETA	5	0	1	1	1	4	0	0	0	0	2	.0
DANIEL PAILLE	5	0	1	1	0	0	0	0	0	0	8	.0
CRAIG RIVET	5	0	1	1	2	7	0	0	0	0	5	.0
DREW STAFFORD	6	0	1	1	-1	0	0	0	0	0	16	.0
MARK MANCARI	1	0	0	0	-1	2	0	0	0	0	2	.0
DOMINIC MOORE	1	0	0	0	0	2	0	0	0	0	3	.0
MIKE WEBER	1	0	0	0	0	0	0	0	0	0	0	.0
ANDREW PETERS	2	0	0	0	0	5	0	0	0	0	1	.0
CHRIS BUTLER	3	0	0	0	2	0	0	0	0	0	2	.0
ALES KOTALIK	3	0	0	0	-1	0	0	0	0	0	4	.0
HENRIK TALLINDER	5	0	0	0	-3	0	0	0	0	0	2	.0

CANADIENS	GP	G	A	TP	+/-	PIM	PP	SH	GW	EN	S	Pctr
ALEX KOVALEV	6	3	1	4	-2	10	2	0	1	0	20	15.0
ALEX TANGUAY	3	1	3	4	0	2	0	0	0	0	4	25.0
ROMAN HAMBLIK	6	1	3	4	3	2	0	0	0	0	20	5.0
ANDREI MARKOV	6	1	3	4	-3	0	0	0	1	0	16	6.3
SERGEI KOSTITSYN	5	2	1	3	4	6	1	0	0	0	11	18.2
SAKU KOIVU	5	1	2	3	1	2	1	0	0	0	10	10.0
ANDREI KOSTITSYN	4	1	1	2	0	0	0	0	0	0	10	10.0
JOSH GORGES	6	0	2	2	1	0	0	0	0	0	8	.0
MAXIM LAPIERRE	6	0	2	2	1	4	0	0	0	0	14	.0
ROBERT LANG	3	1	0	1	1	0	0	0	0	0	8	12.5
STEVE BEGIN	4	1	0	1	-2	6	0	0	0	0	8	12.5
CHRIS HIGGINS	4	1	0	1	0	2	0	0	0	0	18	5.6
TOMAS PLEKANEC	6	1	0	1	-2	2	0	0	0	0	9	11.1
MAX PACIORETTY	2	0	1	1	-1	0	0	0	0	0	6	.0
MATHIEU SCHNEIDER	2	0	1	1	0	2	0	0	0	0	4	.0
MATHIEU DANDENAUT	3	0	1	1	2	0	0	0	0	0	4	.0
MATT D'AGOSTINI	5	0	1	1	-2	2	0	0	0	0	7	.0
TOM KOSTOPOULOS	6	0	1	1	-3	7	0	0	0	0	7	.0
BEN MAXWELL	1	0	0	0	0	0	0	0	0	0	1	.0
GREGORY STEWART	1	0	0	0	-1	0	0	0	0	0	1	.0
GLEN METROPOLIT	2	0	0	0	-1	0	0	0	0	0	3	.0
RYAN O'BYRNE	2	0	0	0	0	2	0	0	0	0	1	.0
FRANCIS BOUILLON	3	0	0	0	-1	2	0	0	0	0	7	.0
GEORGES LARAQUE	3	0	0	0	0	5	0	0	0	0	2	.0
GUILAUME LATENDRESS	4	0	0	0	-1	4	0	0	0	0	4	.0
PATRICE BRISEBOIS	5	0	0	0	-2	2	0	0	0	0	7	.0
MICHAEL KOMISAREK	5	0	0	0	-3	8	0	0	0	0	9	.0

Power Play: 5-24 20.8 %  
 Penalty Killing: 24-28 85.7 %

Power Play: 4-28 14.3 %  
 Penalty Killing: 19-24 79.2 %

## GOALTENDING

SABRES	GP	MIN	GA	GAA	EN	SO	W	L	OTL	SHOTS	SAVE%
PATRICK LALIME	2	119	4	2.02	0	0	1	1	0	73	.945
RYAN MILLER	4	254	10	2.36	0	0	3	0	1	146	.932

CANADIENS	GP	MIN	GA	GAA	EN	SO	W	L	OTL	SHOTS	SAVE%
JAROSLAV HALAK	1	65	3	2.77	0	0	1	0	0	34	.912
CAREY PRICE	5	309	14	2.72	0	0	1	2	2	150	.907





# Nashville Predators

vs. **BUFFALO SABRES** SUMMARY: Won: 0 Lost: 1 OT Losses: 0

@ Buffalo  
1 Dec. 2008

Sabres Predators  
0 2 18690

Goaltenders  
Rinne/Miller

Winning Goal  
Jason Arnott

@ Nashville

The Sabres did not play in Nashville during the 2008-09 season.

Sabres Predators  
--- ---

Goaltenders  
---

Winning Goal  
---

Goals by Period	1st	2nd	3rd	OT	Total	Shots by Period	1st	2nd	3rd	OT	Total
Sabres	0	0	0	0	0	Sabres	10	9	11	0	30
Predators	0	0	2	0	2	Predators	11	5	11	0	27

## INDIVIDUAL SCORING

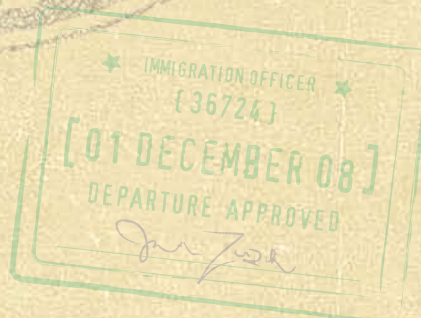
SABRES	GP	G	A	TP	+/-	PIM	PP	SH	GW	EN	S	Pctg	PREDATORS	GP	G	A	TP	+/-	PIM	PP	SH	GW	EN	S	Pctg	
PAUL GAUSTAD	1	0	0	0	0	2	0	0	0	0	3	.0	J.P. DUMONT	1	1	1	2	2	0	0	0	0	2	50.0		
JOCHEN HECHT	1	0	0	0	-1	0	0	0	0	0	2	.0	JASON ARNOTT	1	1	0	1	2	0	0	0	1	0	6	16.7	
ALES KOTALIK	1	0	0	0	-1	0	0	0	0	0	3	.0	GREG DE VRIES	1	0	1	1	1	0	0	0	0	0	1	.0	
TONI LYDMAN	1	0	0	0	-2	0	0	0	0	0	3	.0	JOEL WARD	1	0	1	1	2	0	0	0	0	0	2	.0	
CLARKE MACARTHUR	1	0	0	0	-1	0	0	0	0	0	2	.0	SHEA WEBER	1	0	1	1	1	0	0	0	0	0	2	.0	
ADAM MAIR	1	0	0	0	0	0	0	0	0	0	0	.0	WADE BELAK	1	0	0	0	0	0	0	0	0	0	0	1	.0
MARK MANCARI	1	0	0	0	0	2	0	0	0	0	0	.0	RADEK BONK	1	0	0	0	0	0	0	0	0	0	0	0	.0
TEPPO NUMMINEN	1	0	0	0	0	0	0	0	0	0	0	.0	MARTIN ERAT	1	0	0	0	0	0	0	0	0	0	0	3	.0
NATHAN PAETSCH	1	0	0	0	0	0	0	0	0	0	4	.0	VERNON FIDDLER	1	0	0	0	0	0	0	0	0	0	0	3	.0
DANIEL PAILLE	1	0	0	0	-1	0	0	0	0	0	1	.0	DAN HAMRUIS	1	0	0	0	0	2	0	0	0	0	0	2	.0
ANDREW PETERS	1	0	0	0	0	0	0	0	0	0	1	.0	VILLE KOISTINEN	1	0	0	0	1	0	0	0	0	0	0	0	.0
JASON POMINVILLE	1	0	0	0	-1	0	0	0	0	0	1	.0	DAVID LEGWAND	1	0	0	0	0	0	0	0	0	0	0	0	.0
DEREK ROY	1	0	0	0	0	0	0	0	0	0	3	.0	SCOTT NICHOL	1	0	0	0	0	0	0	0	0	0	0	0	.0
ANDREJ SEKERA	1	0	0	0	0	0	0	0	0	0	2	.0	ANTTI PIHLSTROM	1	0	0	0	0	0	0	0	0	0	0	1	.0
JAROSLAV SPACEK	1	0	0	0	0	0	0	0	0	0	1	.0	JERRED SMITHSON	1	0	0	0	0	0	0	0	0	0	0	1	.0
DREW STAFFORD	1	0	0	0	0	0	0	0	0	0	3	.0	RYAN SUTER	1	0	0	0	1	2	0	0	0	0	0	2	.0
HENRIK TALLINDER	1	0	0	0	-2	0	0	0	0	0	0	.0	JORDIN TOOTOO	1	0	0	0	0	0	0	0	0	0	0	1	.0
THOMAS VANEK	1	0	0	0	-1	0	0	0	0	0	1	.0	GREG ZANON	1	0	0	0	0	0	0	0	0	0	0	0	.0

Power Play: 0-2 .0 %  
Penalty Killing: 2-2 100.0 %

Power Play: 0-2 .0 %  
Penalty Killing: 2-2 100.0 %

## GOALTENDING

SABRES	GP	MIN	GA	GAA	EN	SO	W	L	OTL	Shots	Save%	PREDATORS	GP	MIN	GA	GAA	EN	SO	W	L	OTL	Shots	Save%
PATRICK LALIME	0	0	0	.00	0	0	0	0	0	0	.000	DAN ELLIS	0	0	0	.00	0	0	0	0	0	0	.000
RYAN MILLER	1	58	2	2.07	0	0	0	1	0	27	.926	PEKKE RINNE	1	60	0	.00	0	1	1	0	0	30	1.000





# New Jersey Devils

vs. **BUFFALO SABRES** SUMMARY: Won: 2 Lost: 2 OT Losses: 0



@ Buffalo	Sabres	Devils	Attendance	Goaltenders	Winning Goal
17 Dec. 2008	3	5	18690	Clemmensen/Miller	David Clarkson
4 Apr. 2009	2	3	18690	Brodeur/Miller & Tellqvist	Jamie Langenbrunner

@ New Jersey	Sabres	Devils	Attendance	Goaltenders	Winning Goal
3 Nov. 2008	2	0	10567	Weekes/Miller	Jason Pominville
13 Dec. 2008	4	2	15713	Weekes/Lalime	Derek Roy

Goals by Period	1st	2nd	3rd	OT	Total	Shots by Period	1st	2nd	3rd	OT	Total
Sabres	3	2	6	0	11	Sabres	47	32	42	0	127
Devils	4	4	2	0	10	Devils	35	41	28	0	104

## INDIVIDUAL SCORING

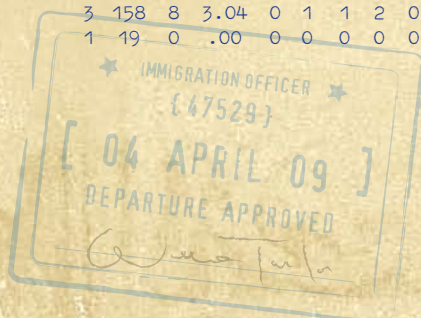
SABRES	GP	G	A	TP	+/-	PIM	PP	SH	GW	EN	S	Pctr	DEVILS	GP	G	A	TP	+/-	PIM	PP	SH	GW	EN	S	Pctr
JAROSLAV SPACEK	4	0	4	4	1	0	0	0	0	0	5	.0	DAVID CLARKSON	4	2	2	4	3	2	0	0	1	0	6	33.3
JOCHEN HECHT	3	1	2	3	1	2	0	0	0	0	9	11.1	PATRIK ELIAS	3	1	2	3	1	2	0	0	0	0	9	11.1
JASON POMINVILLE	4	1	2	3	-1	0	1	0	1	0	9	11.1	JAMIE LANGENBRUNNER	4	1	2	3	0	0	0	0	1	0	9	11.1
PATRICK KALETA	3	2	0	2	0	0	0	0	0	0	3	66.7	ZACH PARISE	4	2	0	2	-3	0	2	0	0	0	12	16.7
DREW STAFFORD	4	2	0	2	3	0	1	0	0	0	8	25.0	ROBERT HOLIK	3	1	1	2	4	4	0	0	0	0	5	20.0
THOMAS VANEK	4	2	0	2	-1	4	0	0	0	0	13	15.4	BRIAN GIONTA	4	0	2	2	-2	2	0	0	0	0	9	.0
CLARKE MACARTHUR	3	1	1	2	1	4	0	0	0	0	6	16.7	BRIAN ROLSTON	3	1	0	1	1	0	0	0	0	0	7	14.3
ALES KOTALIK	3	0	2	2	-1	2	0	0	0	0	10	.0	BRYCE SALVADOR	4	1	0	1	2	0	0	0	0	0	3	33.3
ANDREJ SEKERA	4	0	2	2	1	0	0	0	0	0	10	.0	TRAVIS ZAJAC	4	1	0	1	-2	0	0	0	0	0	7	14.3
PAUL GAUSTAD	4	1	0	1	0	2	0	0	0	0	5	20.0	PAUL MARTIN	3	0	1	1	1	2	0	0	0	0	1	.0
NATHAN BERBE	1	0	1	1	0	0	0	0	0	0	2	.0	MIKE MOTTAU	4	0	1	1	-1	0	0	0	0	0	4	.0
TIM CONNOLLY	2	0	1	1	1	4	0	0	0	0	10	.0	MICHAEL RUPP	4	0	1	1	1	4	0	0	0	0	3	.0
CRAIG RIVET	2	0	1	1	0	2	0	0	0	0	3	.0	COLIN WHITE	4	0	1	1	0	6	0	0	0	0	3	.0
TEPPO NUMMINEN	3	0	1	1	-3	0	0	0	0	0	0	.0	NICLAS BERGFORS	1	0	0	0	0	0	0	0	0	0	0	.0
DANIEL PAILLE	3	0	1	1	1	0	0	0	0	0	5	.0	SHELDON BROOKBANK	1	0	0	0	0	4	0	0	0	0	0	.0
TONI LYDMAN	4	0	1	1	2	2	0	0	0	0	5	.0	ANDREW GREENE	1	0	0	0	1	4	0	0	0	0	2	.0
CHRIS BUTLER	1	0	0	0	0	0	0	0	0	0	0	.0	ANSSI SALMELA	1	0	0	0	-1	0	0	0	0	0	4	.0
DOMINIC MOORE	1	0	0	0	-1	0	0	0	0	0	1	.0	BRENDAN SHANAHAN	1	0	0	0	0	0	0	0	0	0	4	.0
ANDREW PETERS	1	0	0	0	-1	0	0	0	0	0	0	.0	PETR VRANA	1	0	0	0	0	0	0	0	0	0	1	.0
NATHAN PAETSCH	2	0	0	0	-3	0	0	0	0	0	1	.0	JAY LEACH	2	0	0	0	1	5	0	0	0	0	0	.0
RYAN MILLER	3	0	0	0	0	2	0	0	0	0	0	.0	JOHN MADDEN	4	0	0	0	-1	0	0	0	0	0	3	.0
MAXIM AFINOGENOV	4	0	0	0	-2	2	0	0	0	0	8	.0	JOHNNY ODUYA	4	0	0	0	-3	6	0	0	0	0	6	.0
ADAM MAIR	4	0	0	0	-2	7	0	0	0	0	5	.0	JAY PANDOLFO	4	0	0	0	-1	0	0	0	0	0	2	.0
HENRIK TALLINDER	4	0	0	0	2	4	0	0	0	0	2	.0	DAINIUS ZUBRUS	4	0	0	0	-1	0	0	0	0	0	4	.0

Power Play:	3-15	20.0 %	Power Play:	2-13	15.4 %
Penalty Killing:	11-13	84.6 %	Penalty Killing:	12-15	80.0 %

## GOALTENDING

SABRES	GP	MIN	GA	GAA	EN	SO	W	L	OTL	Shots	Save%	DEVILS	GP	MIN	GA	GAA	EN	SO	W	L	OTL	Shots	Save%
PATRICK LALIME	1	60	1	2.00	0	0	1	0	0	22	.909	MARTIN BRODEUR	1	60	2	2.00	0	0	1	0	0	37	.946
RYAN MILLER	3	158	8	3.04	0	1	1	2	0	76	.895	KEVIN WEEKES	2	115	6	3.13	0	0	0	2	0	64	.906
MIKAEL TELLQVIST	1	19	0	.00	0	0	0	0	0	6	1.000	SCOTT GLEMMENSEN	1	60	3	3.00	0	0	1	0	0	26	.885





# New York Islanders

vs. **BUFFALO SABRES** SUMMARY: Won: 2 Lost: 2 OT Losses: 0



@ Buffalo	Sabres	Islanders	Attendance	Goaltenders	Winning Goal
22 Nov. 2008	2	4	18529	MacDonald/Lalime	Bill Guerin
27 Dec. 2008	4 (SO)	3	18690	MacDonald/Lalime	Ales Kotalik

@ New York	Sabres	Islanders	Attendance	Goaltenders	Winning Goal
13 Oct. 2008	7	1	13523	MacDonald/Lalime	Adam Mair
28 Feb. 2009	0	2	14198	Danis/Lalime	Sean Bergenheim

Goals by Period	1st	2nd	3rd	OT	Total	Shots by Period	1st	2nd	3rd	OT	Total
Sabres	3	5	4	0	13	Sabres	46	58	31	5	140
Islanders	1	3	6	0	10	Islanders	34	32	51	2	119

## INDIVIDUAL SCORING

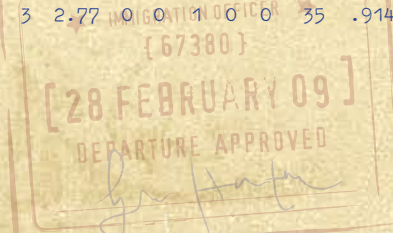
SABRES	GP	G	A	TP	+/-	PIM	PP	SH	GW	EN	S	Pctg	ISLANDERS	GP	G	A	TP	+/-	PIM	PP	SH	GW	EN	S	Pctg
ALES KOTALIK	3	1	4	5	2	4	1	0	0	0	6	16.7	BILL GUERIN	3	1	2	3	2	0	0	0	1	0	9	11.1
JASON POMINVILLE	4	2	2	4	1	0	1	0	0	0	10	20.0	MARK STREIT	4	1	2	3	1	0	1	0	0	1	9	11.1
THOMAS VANEK	3	2	1	3	1	4	1	1	0	0	9	22.2	SEAN BERGENHEIM	4	2	0	2	2	21	0	0	1	0	11	18.2
DEREK ROY	4	1	2	3	-1	2	0	0	0	0	20	5.0	CHRIS CAMPOLI	2	1	1	2	-1	0	0	0	0	0	3	33.3
MAXIM AFINOGENOV	2	0	3	3	0	2	0	0	0	0	3	.0	ANDY HILBERT	3	1	1	2	1	2	0	0	0	0	7	14.3
DANIEL PAILLE	4	0	3	3	3	0	0	0	0	0	4	.0	TRENT HUNTER	4	1	1	2	-1	2	0	0	0	0	14	7.1
JOCHEN HECHT	4	2	0	2	-1	0	2	0	0	0	11	18.2	DOUG WEIGHT	2	0	2	2	-1	0	0	0	0	0	0	.0
CLARKE MACARTHUR	4	2	0	2	1	2	0	0	0	0	8	25.0	JOSH BAILEY	3	0	2	2	3	0	0	0	0	0	6	.0
ANDREJ SEKERA	4	0	2	2	-1	4	0	0	0	0	6	.0	KYLE OKPOSO	3	0	2	2	-1	4	0	0	0	0	2	.0
JAROSLAV SPACEK	4	0	2	2	1	4	0	0	0	0	7	.0	MIKE COMRIE	2	1	0	1	-2	8	1	0	0	0	5	20.0
MARK MANCARI	1	1	0	1	0	0	0	0	0	0	7	14.3	JON SIM	4	1	0	1	0	2	1	0	0	0	5	20.0
ADAM MAIR	4	1	0	1	0	15	0	0	1	0	3	33.3	JEFF TAMBELLINI	4	1	0	1	-1	2	0	0	0	0	11	9.1
PAUL GAUSTAD	2	0	1	1	1	10	0	0	0	0	5	.0	BLAKE COMEAD	2	0	1	1	0	10	0	0	0	0	1	.0
TEPPU NUMMINEN	3	0	1	1	0	2	0	0	0	0	6	.0	JACK HILLEN	2	0	1	1	1	0	0	0	0	0	5	.0
CRAIG RIVET	3	0	1	1	-3	27	0	0	0	0	4	.0	FRANS NIELSEN	2	0	1	1	0	0	0	0	0	0	2	.0
HENRIK TALLINDER	3	0	1	1	1	0	0	0	0	0	1	.0	THOMAS POCK	2	0	1	1	2	2	0	0	0	0	3	.0
DREW STAFFORD	4	0	1	1	2	2	0	0	0	0	13	.0	JOE CALLAHAN	1	0	0	0	1	2	0	0	0	0	0	.0
TIM CONNOLLY	1	0	0	0	0	2	0	0	0	0	3	.0	MITCHELL FRITZ	1	0	0	0	0	7	0	0	0	0	0	.0
TIM KENNEDY	1	0	0	0	-1	0	0	0	0	0	1	.0	ANDREW MACDONALD	1	0	0	0	0	0	0	0	0	0	0	.0
NATHAN PAETSCH	1	0	0	0	-1	0	0	0	0	0	0	.0	DEAN MCAMMOND	1	0	0	0	0	2	0	0	0	0	0	.0
CHRIS BUTLER	2	0	0	0	-3	4	0	0	0	0	1	.0	ANDY SUTTON	1	0	0	0	2	0	0	0	0	0	2	.0
MATT ELLIS	2	0	0	0	0	0	0	0	0	0	1	.0	NATE THOMPSON	1	0	0	0	0	15	0	0	0	0	0	.0
ANDREW PETERS	2	0	0	0	-2	9	0	0	0	0	1	.0	JEREMY COLLITON	2	0	0	0	0	2	0	0	0	0	2	.0
PATRICK KALETA	3	0	0	0	-2	27	0	0	0	0	3	.0	RADEK MARTINEK	2	0	0	0	0	2	0	0	0	0	2	.0
TONI LYDMAN	4	0	0	0	2	4	0	0	0	0	7	.0	FREDDY MEYER	2	0	0	0	-2	6	0	0	0	0	4	.0
													TIM JACKMAN	3	0	0	0	0	0	0	0	0	0	5	.0
													RICHARD PARK	3	0	0	0	-2	2	0	0	0	0	5	.0
													BRENDAN WITT	3	0	0	0	-2	19	0	0	0	0	2	.0
													BRUNO GERVAIS	4	0	0	0	-2	2	0	0	0	0	4	.0

Power Play: 5-22 22.7 %  
Penalty Killing: 16-19 84.2 %


Power Play: 3-19 15.8 %  
Penalty Killing: 17-22 77.3 %

## GOALTENDING

SABRES	GP	MIN	GA	GAA	EN	SO	W	L	OTL	Shots	Save%	ISLANDERS	GP	MIN	GA	GAA	EN	SO	W	L	OTL	Shots	Save%
PATRICK LALIME	3	178	6	2.02	1	0	1	2	0	83	.928	RICK DIPIETRO	0	0	0	.00	0	0	0	0	0	0	.000
RYAN MILLER	1	65	3	2.77	0	0	0	0	0	35	.914	JOEY MACDONALD	3	182	12	3.96	0	0	1	1	1	109	.890
												YANN DANIS	1	60	0	.00	0	1	1	0	0	31	1.000







# New York Rangers

vs. **BUFFALO SABRES** SUMMARY: Won: 3 Lost: 1 OT Losses: 0

@ Buffalo  
9 Jan. 2009  
21 Feb. 2009

Sabres  
2 (SO) 1  
4 2

Attendance  
18385  
18690

Goaltenders  
Valiquette/Miller  
Lundqvist/Lalime & Miller

Winning Goal  
Ales Kotalik  
Derek Roy

@ New York  
15 Oct. 2008  
21 Mar. 2009

Sabres  
3 1  
3 5

Attendance  
18200  
18200

Goaltenders  
Lundqvist/Miller  
Lundqvist/Lalime & Tellqvist

Winning Goal  
Thomas Vanek  
Nikolai Zherdev

## Goals by Period

	1st	2nd	3rd	OT	Total	Shots by Period	1st	2nd	3rd	OT	Total
Sabres	2	5	4	0	12	Sabres	39	40	42	4	125
Rangers	3	3	3	0	9	Rangers	33	40	51	4	128

## INDIVIDUAL SCORING

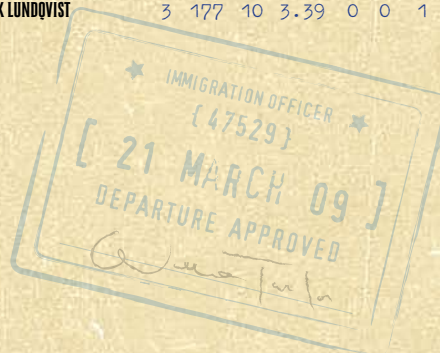
SABRES	GP	G	A	TP	+/-	PIM	PP	SH	GW	EN	S	Pctg	RANGERS	GP	G	A	TP	+/-	PIM	PP	SH	GW	EN	S	Pctg
DEREK ROY	4	2	3	5	-1	0	1	0	1	0	13	15.4	RYAN CALLAHAN	4	2	1	3	-2	0	0	0	0	1	8	25.0
THOMAS VANEK	3	2	2	4	-1	0	1	1	1	0	12	16.7	SCOTT GOMEZ	4	1	2	3	0	4	0	0	0	0	13	7.7
DANIEL PAILLE	4	2	1	3	2	0	0	0	0	0	6	33.3	MARKUS NASLUND	4	2	0	2	-2	2	1	0	0	0	10	20.0
TONI LYDMAN	4	1	1	2	0	0	0	0	0	0	4	25.0	PAUL MARA	3	1	1	2	0	17	0	0	0	0	7	14.3
CLARKE MACARTHUR	4	1	1	2	1	6	0	0	0	0	9	11.1	CHRIS DRURY	4	1	1	2	-2	0	1	0	0	0	8	12.5
PAUL GAUSTAD	3	0	2	2	0	16	0	0	0	0	10	.0	NIKOLAI ZHERDEV	4	1	1	2	0	0	0	0	1	0	10	10.0
JASON POMINVILLE	4	0	2	2	1	0	0	0	0	0	9	.0	NIK ANTROPOV	1	0	2	2	0	0	0	0	0	0	1	.0
JOCHEN HECHT	3	1	0	1	0	0	0	0	0	0	11	9.1	FREDRIK SJOSTROM	4	0	2	2	2	2	0	0	0	0	5	.0
ALES KOTALIK	3	1	0	1	0	0	1	0	0	0	6	16.7	NIGEL DAWES	2	1	0	1	-2	0	0	0	0	0	10	10.0
ANDREJ SEKERA	4	1	0	1	3	0	0	0	0	0	5	20.0	SEAN AVERY	1	0	1	1	1	0	0	0	0	0	5	.0
DOMINIC MOORE	1	0	1	1	0	0	0	0	0	0	2	.0	DMITRI KALININ	3	0	1	1	1	2	0	0	0	0	2	.0
MAXIM AFINOGENOV	2	0	1	1	1	0	0	0	0	0	4	.0	BRANDON DUBINSKY	4	0	1	1	-2	12	0	0	0	0	12	.0
CHRIS BUTLER	2	0	1	1	0	0	0	0	0	0	1	.0	DAN GIRARDI	4	0	1	1	0	0	0	0	0	0	3	.0
TEPPO NUMMINEN	2	0	1	1	0	2	0	0	0	0	1	.0	COLTON ORR	4	0	1	1	1	7	0	0	0	0	2	.0
TIM CONNOLLY	3	0	1	1	-1	0	0	0	0	0	8	.0	MICHAL ROZSIVAL	4	0	1	1	-3	4	0	0	0	0	3	.0
PATRICK KALETA	3	0	1	1	1	0	0	0	0	0	4	.0	MARC STAAL	4	0	1	1	-1	0	0	0	0	0	2	.0
CRAIG RIVET	4	0	1	1	-1	10	0	0	0	0	4	.0	DEREK MORRIS	1	0	0	0	1	2	0	0	0	0	2	.0
JAROSLAV SPACEK	4	0	1	1	3	0	0	0	0	0	2	.0	ERIK REITZ	1	0	0	0	1	2	0	0	0	0	0	.0
DREW STAFFORD	4	0	1	1	-2	0	0	0	0	0	8	.0	AARON VOROS	1	0	0	0	0	0	0	0	0	0	0	.0
HENRIK TALLINDER	4	0	1	1	-3	0	0	0	0	0	2	.0	PETR PRUCHA	3	0	0	0	-2	0	0	0	0	0	8	.0
ANDREW PETERS	1	0	0	0	0	5	0	0	0	0	0	.0	BLAIR BETTS	4	0	0	0	1	4	0	0	0	0	4	.0
MATT ELLIS	3	0	0	0	0	0	0	0	0	0	3	.0	LAURI KORPIKOSKI	4	0	0	0	0	0	0	0	0	0	5	.0
ADAM MAIR	3	0	0	0	0	2	0	0	0	0	1	.0	WADE REDDEN	4	0	0	0	-1	0	0	0	0	0	8	.0

Power Play: 3-14 21.4 %  
Penalty Killing: 9-11 81.8 %

Power Play: 2-11 18.2 %  
Penalty Killing: 11-14 78.6 %

## GOALTENDING

SABRES	GP	MIN	GA	GAA	EN	SO	W	L	OTL	SHOTS	SAVE%	RANGERS	GP	MIN	GA	GAA	EN	SO	W	L	OTL	SHOTS	SAVE%
PATRICK LALIME	3	178	6	2.02	1	0	1	2	0	83	.928	STEPHEN VALIQUETTE	1	65	1	.92	0	0	0	0	1	33	.970
RYAN MILLER	1	65	3	2.77	0	0	1	0	0	35	.914	HENRIK LUNDQVIST	3	177	10	3.39	0	0	1	2	0	92	.891







# Ottawa Senators



vs. **BUFFALO SABRES** SUMMARY: Won: 1 Lost: 4 OT Losses: 1

**@ Buffalo**  
 27 Oct. 2008  
 6 Jan. 2009  
 11 Feb. 2009

Sabres	Senators	Attendance
2	5	18690
4	2	18443
1	3	18690

**Goaltenders**  
 Auld/Lalime  
 Auld/Miller  
 Elliott/Miller

**Winning Goal**  
 Jason Spezza  
 Derek Roy  
 Shean Donovan

**@ Ottawa**  
 7 Feb. 2009  
 7 Mar. 2009  
 17 Mar. 2009

Sabres	Senators	Attendance
2	3 (SO)	18452
3	6	18444
2	4	20053

**Goaltenders**  
 Elliott/Miller  
 Elliott/Lalime  
 Elliott/Tellqvist

**Winning Goal**  
 Mike Fisher  
 Chris Campoli  
 Daniel Alfredsson

Goals by Period	1st	2nd	3rd	OT	Total	Shots by Period	1st	2nd	3rd	OT	Total
Sabres	5	2	7	0	14	Sabres	59	46	51	2	158
Senators	3	13	6	0	23	Senators	57	84	52	5	198

## INDIVIDUAL SCORING

SABRES	GP	G	A	TP	+/-	PIM	PP	SH	GW	EN	S	Pctr	SENATORS	GP	G	A	TP	+/-	PIM	PP	SH	GW	EN	S	Pctr	
DEREK ROY	6	1	4	5	-4	0	0	0	1	0	18	5.6	JASON SPEZZA	6	5	5	10	2	8	1	0	1	0	25	20.0	
DREW STAFFORD	6	3	1	4	-1	4	2	0	0	0	11	27.3	DANIEL ALFREDSSON	6	4	6	10	0	2	3	0	1	0	18	22.2	
THOMAS VANEK	5	2	2	4	2	4	2	0	0	1	8	25.0	BRENDAN BELL	5	2	3	5	1	2	2	0	0	0	10	20.0	
TONI LYDMAN	5	1	2	3	-1	6	0	0	0	0	4	25.0	FILIP KUBA	5	0	5	5	2	2	0	0	0	0	0	8	.0
JASON POMINVILLE	6	1	2	3	-3	0	0	0	0	0	17	5.9	DANY HEATLEY	6	2	2	4	1	4	1	0	0	0	0	22	9.1
MATT ELLIS	5	1	1	2	1	2	0	0	0	0	8	12.5	NICK FOLIGNO	6	3	0	3	1	6	1	0	0	0	0	11	27.3
MAXIM AFINOGENOV	2	0	2	2	0	2	0	0	0	0	2	.0	SHEAN DONOVAN	5	2	1	3	2	2	0	0	1	0	7	28.6	
HENRIK TALLINDER	3	0	2	2	0	8	0	0	0	0	2	.0	RYAN SHANNON	4	0	3	3	2	0	0	0	0	0	0	6	.0
TIM CONNOLLY	4	0	2	2	0	0	0	0	0	0	12	.0	CHRIS CAMPOLI	2	1	1	2	3	0	0	0	1	0	5	20.0	
ALES KOTALIK	4	1	0	1	-3	4	1	0	0	0	10	10.0	ANTOINE VERMETTE	4	1	1	2	2	6	0	0	0	0	9	11.1	
TEPPO NUMMINEN	4	1	0	1	0	0	1	0	0	0	2	50.0	CHRIS KELLY	6	1	1	2	3	2	0	0	0	0	0	14	7.1
JOCHEN HECHT	5	1	0	1	-5	2	1	0	0	0	8	12.5	DEAN MCAMMOND	4	0	2	2	1	0	0	0	0	0	0	6	.0
CLARKE MACARTHUR	5	1	0	1	-3	2	1	0	0	0	10	10.0	MIKE FISHER	6	0	2	2	1	11	0	0	0	0	0	7	.0
ADAM MAIR	5	1	0	1	-1	20	0	0	0	0	2	50.0	JARKKO RUUTU	6	0	2	2	2	8	0	0	0	0	0	8	.0
PAUL GAUSTAD	3	0	1	1	-1	2	0	0	0	0	6	.0	CHRISTOPH SCHUBERT	3	1	0	1	1	0	1	0	0	0	0	6	16.7
NATHAN PAETSCH	3	0	1	1	0	2	0	0	0	0	1	.0	PETER REGIN	1	0	1	1	1	2	0	0	0	0	1	.0	
ANDREJ SEKERA	4	0	1	1	-5	0	0	0	0	0	4	.0	CHRIS NEIL	4	0	1	1	1	17	0	0	0	0	1	.0	
CRAIG RIVET	5	0	1	1	-2	4	0	0	0	0	4	.0	JESSE WINCHESTER	6	0	1	1	1	2	0	0	0	0	0	8	.0
JAROSLAV SPACEK	6	0	1	1	-3	6	0	0	0	0	15	.0	MIKE COMRIE	1	0	0	0	1	0	0	0	0	0	2	.0	
NATHAN BERBE	1	0	0	0	0	0	0	0	0	0	4	.0	ALEXANDRE PICARD	2	0	0	0	2	2	0	0	0	0	1	.0	
DOMINIC MOORE	2	0	0	0	1	2	0	0	0	0	0	.0	BRIAN LEE	4	0	0	0	-1	2	0	0	0	0	6	.0	
DANIEL PAILLE	3	0	0	0	-2	0	0	0	0	0	5	.0	JASON SMITH	5	0	0	0	-1	26	0	0	0	0	4	.0	
ANDREW PETERS	3	0	0	0	0	17	0	0	0	0	0	.0	ANTON VOLCHENKOV	5	0	0	0	2	8	0	0	0	0	8	.0	
MIKE WEBER	3	0	0	0	-2	13	0	0	0	0	0	.0	CHRIS PHILLIPS	6	0	0	0	5	6	0	0	0	0	5	.0	
CHRIS BUTLER	5	0	0	0	-1	4	0	0	0	0	4	.0														
PATRICK KALETA	5	0	0	0	-1	2	0	0	0	0	1	.0														

Power Play: 8-37 21.6 %  
 Penalty Killing: 25-34 73.5 %

Power Play: 9-34 26.5 %  
 Penalty Killing: 29-37 78.4 %

## GOALTENDING

SABRES	GP	MIN	GA	GAA	EN	SO	W	L	OTL	Shots	Save%	SENATORS	GP	MIN	GA	GAA	EN	SO	W	L	OTL	Shots	Save%
PATRICK LALIME	2	120	11	5.50	0	0	0	2	0	64	.828	ALEXANDER AULD	2	119	5	2.52	1	0	1	1	0	52	.904
RYAN MILLER	3	184	7	2.28	0	0	1	1	1	98	.929	MARTIN GERBER	0	0	0	.00	0	0	0	0	0	0	.000
MIKAEL TELLQVIST	1	59	4	4.07	0	0	0	1	0	36	.889	BRIAN ELLIOTT	4	244	8	1.97	0	0	4	0	0	105	.924







# Philadelphia Flyers

vs. **BUFFALO SABRES** SUMMARY: Won: 0 Lost: 4 OT Losses: 0

@ Buffalo	Sabres	Flyers	Attendance	Goaltenders	Winning Goal
21 Nov. 2008	0	3	18256	Biron/Miller	Scott Hartnell
20 Mar. 2009	4	6	18690	Biron/Miller	Mike Knuble

@ Philadelphia	Sabres	Flyers	Attendance	Goaltenders	Winning Goal
19 Feb. 2009	3	6	19642	Biron/Miller	Mike Knuble
10 Mar. 2009	2	5	19421	Biron/Lalime & Tellqvist	Mike Richards

Goals by Period	1st	2nd	3rd	OT	Total	Shots by Period	1st	2nd	3rd	OT	Total
Sabres	1	6	2	0	9	Sabres	40	61	53	0	154
Flyers	4	5	11	0	20	Flyers	39	45	41	0	125

## INDIVIDUAL SCORING

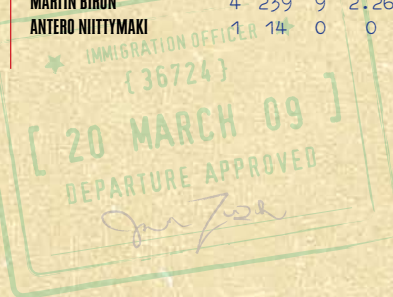
SABRES	GP	G	A	TP	+/-	PIM	PP	SH	GW	EN	S	Pctr	Flyers	GP	G	A	TP	+/-	PIM	PP	SH	GW	EN	S	Pctr
DEREK ROY	4	2	1	3	-5	0	1	0	0	0	10	20.0	MIKE RICHARDS	4	4	6	10	7	6	2	1	1	13	30.8	
DREW STAFFORD	4	0	3	3	-4	0	0	0	0	0	14	.0	KIMMO TIMONEN	4	0	7	7	5	4	0	0	0	0	5	.0
JAROSLAV SPACEK	4	2	0	2	-4	4	1	0	0	0	9	22.2	JEFF CARTER	4	5	0	5	5	4	0	0	0	1	18	27.8
MAXIM AFINOGENOV	2	1	1	2	1	0	0	0	0	0	4	25.0	SCOTT HARTNELL	4	3	2	5	4	6	1	0	1	0	12	25.0
DOMINIC MOORE	2	1	1	2	1	4	0	0	0	0	6	16.7	SIMON BAGNE	4	1	4	5	2	0	1	0	0	0	10	10.0
JOCHEN HECHT	4	1	1	2	-1	2	0	0	0	0	16	6.3	CLAUDE GIROUX	3	0	3	3	1	0	0	0	0	0	3	.0
TIM CONNOLLY	3	0	2	2	-2	0	0	0	0	0	10	.0	DANIEL BRIERE	1	2	0	2	2	0	0	0	0	0	4	50.0
PAUL GAUSTAD	4	0	2	2	1	0	0	0	0	0	7	.0	MIKE KNUBLE	4	2	0	2	3	4	1	0	2	0	9	22.2
CHRIS BUTLER	2	1	0	1	0	0	0	0	0	0	4	25.0	ARRON ASHAM	4	0	2	2	-1	7	0	0	0	0	2	.0
THOMAS VANEK	3	1	0	1	-3	4	0	0	0	0	12	8.3	MATTHEW CARLE	4	0	2	2	1	0	0	0	0	0	5	.0
CLARKE MACARTHUR	2	0	1	1	-4	0	0	0	0	0	9	.0	JOFFREY LUPUL	4	0	2	2	1	8	0	0	0	0	7	.0
PATRICK KALETA	3	0	1	1	0	11	0	0	0	0	2	.0	GLEN METROPOLIT	2	1	0	1	0	0	0	0	0	0	1	100.0
TEPPO NUMMINEN	3	0	1	1	0	0	0	0	0	0	0	.0	DARROLL POWE	3	1	0	1	-1	2	0	0	0	1	3	33.3
DANIEL PAILLE	3	0	1	1	-1	2	0	0	0	0	2	.0	BRAYDON COBURN	4	1	0	1	2	2	0	0	0	0	11	9.1
JASON POMINVILLE	4	0	1	1	-6	0	0	0	0	0	10	.0	ANDREAS NODL	2	0	1	1	0	0	0	0	0	0	1	.0
ALES KOTALIK	1	0	0	0	-1	0	0	0	0	0	7	.0	ANDREW ALBERTS	4	0	1	1	1	2	0	0	0	0	8	.0
MARK MANGARI	1	0	0	0	0	0	0	0	0	0	5	.0	JOSH GRATTON	1	0	0	0	1	7	0	0	0	0	0	.0
NATHAN PAETSCH	1	0	0	0	0	0	0	0	0	0	2	.0	JONATHAN KALINSKI	1	0	0	0	0	0	0	0	0	0	0	.0
ANDREW PETERS	2	0	0	0	0	5	0	0	0	0	0	.0	LASSE KUKKONEN	1	0	0	0	2	0	0	0	0	0	0	.0
HENRIK TALLINDER	2	0	0	0	0	2	0	0	0	0	1	.0	LUCA SBISA	1	0	0	0	1	0	0	0	0	0	0	.0
MATT ELLIS	3	0	0	0	-2	2	0	0	0	0	8	.0	DANNY SYVRET	1	0	0	0	-1	0	0	0	0	0	0	.0
ADAM MAIR	3	0	0	0	-1	0	0	0	0	0	4	.0	DANIEL CARCILLO	2	0	0	0	-1	26	0	0	0	0	3	.0
TONI LYDMAN	4	0	0	0	0	6	0	0	0	0	3	.0	RANDY JONES	2	0	0	0	3	0	0	0	0	0	2	.0
CRAIG RIVET	4	0	0	0	-7	16	0	0	0	0	5	.0	SCOTTIE UPSHALL	2	0	0	0	1	0	0	0	0	0	7	.0
ANDREJ SEKERA	4	0	0	0	-5	2	0	0	0	0	4	.0	RILEY COTE	3	0	0	0	-1	0	0	0	0	0	1	.0
													RYAN PARENT	3	0	0	0	2	0	0	0	0	0	0	.0

Power Play: 2-19 10.5 %  
Penalty Killing: 9-14 64.3 %

Power Play: 5-14 35.7 %  
Penalty Killing: 17-19 89.5 %

## GOALTENDING


SABRES	GP	MIN	GA	GAA	EN	SO	W	L	OTL	Shots	Save%	Flyers	GP	MIN	GA	GAA	EN	SO	W	L	OTL	Shots	Save%
PATRICK LALIME	2	106	10	5.66	0	0	0	2	0	60	.833	MARTIN BIRON	4	239	9	2.26	0	1	4	0	0	154	.942
RYAN MILLER	2	118	6	3.05	3	0	0	2	0	58	.897	ANTERO NIITYMAKI	1	14	0	0	0	0	0	0	0	3	1.000
MIKAEL TELLQVIST	1	14	1	4.29	0	0	0	0	0	4	.750												





# Phoenix Coyotes

vs. **BUFFALO SABRES** SUMMARY: Won: 2 Lost: 0 OT Losses: 0



@ Buffalo  
6 Mar. 2009

Sabres 5 Coyotes 1  
Attendance 18690

Goaltenders  
Bryzgalov/Lalime

Winning Goal  
Andrej Sekera

@ Phoenix  
31 Jan. 2009

Sabres 2 Coyotes 0  
Attendance 16523

Goaltenders  
Bryzgalov/Miller

Winning Goal  
Tim Connolly

Goals by Period	1st	2nd	3rd	OT	Total	Shots by Period	1st	2nd	3rd	OT	Total
Sabres	2	3	2	0	7	Sabres	17	21	14	0	52
Coyotes	0	0	1	0	1	Coyotes	22	16	20	0	58

## INDIVIDUAL SCORING

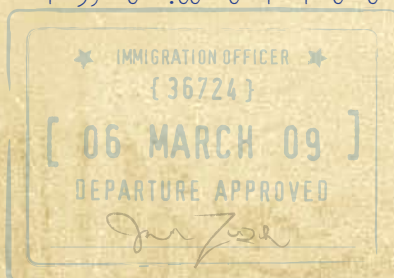
SABRES	GP	G	A	TP	+/-	PIM	PP	SH	GW	EN	S	Pctg	COYOTES	GP	G	A	TP	+/-	PIM	PP	SH	GW	EN	S	Pctg
TIM CONNOLLY	2	3	2	5	3	2	1	0	1	0	10	30.0	MATTHEW LOMBARDI	1	1	0	1	0	0	1	0	0	0	3	33.3
ANDREJ SEKERA	1	1	1	2	2	2	0	0	1	0	1	100.0	PETR PRUCHA	1	0	1	1	0	2	0	0	0	0	2	.0
DEREK ROY	2	0	2	2	1	0	0	0	0	0	2	.0	DANIEL CARGILLO	1	0	0	0	0	19	0	0	0	0	1	.0
JAROSLAV SPACEK	2	0	2	2	2	2	0	0	0	0	0	.0	NIGEL DAWES	1	0	0	0	-1	0	0	0	0	0	3	.0
DANIEL PAILLE	2	1	0	1	1	0	0	0	0	0	3	33.3	TODD FEDORUK	1	0	0	0	-2	0	0	0	0	0	0	.0
JASON POMINVILLE	2	1	0	1	0	0	1	0	0	0	5	20.0	STEVEN GOERTZEN	1	0	0	0	-1	5	0	0	0	0	1	.0
DREW STAFFORD	2	1	0	1	3	0	1	0	0	0	4	25.0	DAVID HALE	1	0	0	0	0	0	0	0	0	0	1	.0
MAXIM AFINOGENOV	1	0	1	1	0	0	0	0	0	0	1	.0	OLLI JOKINEN	1	0	0	0	0	2	0	0	0	0	2	.0
CHRIS BUTLER	2	0	1	1	1	0	0	0	0	0	2	.0	DMITRI KALININ	1	0	0	0	0	0	0	0	0	0	1	.0
PAUL GAUSTAD	2	0	1	1	0	6	0	0	0	0	0	.0	ENVER LISIN	1	0	0	0	0	0	0	0	0	0	1	.0
CRAIG RIVET	2	0	1	1	1	12	0	0	0	0	2	.0	DEREK MORRIS	1	0	0	0	-1	0	0	0	0	0	2	.0
THOMAS VANEK	2	0	1	1	3	0	0	0	0	0	4	.0	PETER MUELLER	1	0	0	0	-1	0	0	0	0	0	2	.0
MATT ELLIS	1	0	0	0	0	2	0	0	0	0	2	.0	JOEL PERRAULT	1	0	0	0	0	0	0	0	0	0	3	.0
MARC-ANDRE GRAGNANI	1	0	0	0	1	0	0	0	0	0	1	.0	STEVEN REINPRECHT	1	0	0	0	-1	2	0	0	0	0	3	.0
ALES KOTALIK	1	0	0	0	0	0	0	0	0	0	2	.0	KURT SAUER	1	0	0	0	-2	0	0	0	0	0	1	.0
CLARKE MACARTHUR	1	0	0	0	0	0	0	0	0	0	0	.0	VIKTOR TIKHONOV	1	0	0	0	-1	0	0	0	0	0	1	.0
ADAM MAIR	1	0	0	0	0	2	0	0	0	0	1	.0	SCOTTIE UPSHALL	1	0	0	0	0	2	0	0	0	0	0	.0
DOMINIC MOORE	1	0	0	0	0	0	0	0	0	0	2	.0	DANIEL WINNIK	1	0	0	0	0	0	0	0	0	0	0	.0
NATHAN PAETSCH	1	0	0	0	0	21	0	0	0	0	1	.0	MIKKEL BOEDKER	2	0	0	0	-2	2	0	0	0	0	3	.0
HENRIK TALLINDER	1	0	0	0	0	2	0	0	0	0	0	.0	SHANE DOAN	2	0	0	0	0	2	0	0	0	0	3	.0
JOCHEN HECHT	2	0	0	0	0	0	0	0	0	0	5	.0	MARTIN HANZAL	2	0	0	0	-3	2	0	0	0	0	2	.0
PATRICK KALETA	2	0	0	0	1	7	0	0	0	0	0	.0	ED JOVANOVSKI	2	0	0	0	-1	4	0	0	0	0	8	.0
TONI LYDMAN	2	0	0	0	1	2	0	0	0	0	4	.0	KEN KLEE	2	0	0	0	-1	0	0	0	0	0	0	.0
													JOAKIM LINDSTROM	2	0	0	0	0	0	0	0	0	0	5	.0
													ZBYNEK MICHALEK	2	0	0	0	-3	0	0	0	0	0	5	.0
													KYLE TURRIS	2	0	0	0	0	0	0	0	0	0	3	.0
													KEITH YANDLE	2	0	0	0	2	0	0	0	0	0	2	.0

Power Play: 3-10 30.0 %  
Penalty Killing: 12-13 92.3 %

Power Play: 1-13 7.7 %  
Penalty Killing: 7-10 70.0 %

## GOALTENDING

SABRES	GP	MIN	GA	GAA	EN	SO	W	L	OTL	Shots	Save%	COYOTES	GP	MIN	GA	GAA	EN	SO	W	L	OTL	Shots	Save%
PATRICK LALIME	1	60	1	1.00	0	0	1	0	0	30	.967	ILJA BRYZGALOV	2	118	7	3.56	0	0	0	2	0	52	.865
RYAN MILLER	1	59	0	.00	0	1	1	0	0	28	1.000	MIKAEL TELLOVIST	0	0	0	.00	0	0	0	0	0	0	.000








# Pittsburgh Penguins

vs. **BUFFALO SABRES** SUMMARY: Won: 2 Lost: 1 OT Losses: 1



**@ Buffalo**  
28 Nov. 2008  
22 Dec. 2008

Sabres	Penguins	Attendance
4	3	18690
3	4 (SO)	18690

**Goaltenders**  
Curry/Miller  
Fleury/Miller

**Winning Goal**  
Paul Gaustad  
Sidney Crosby

**@ Pittsburgh**  
15 Nov. 2008  
8 Dec. 2008

Sabres	Penguins	Attendance
2	5	17123
4	3	16979

**Goaltenders**  
Fleury/Miller  
Sabourin/Miller

**Winning Goal**  
Jordan Staal  
Thomas Vanek

Goals by Period	1st	2nd	3rd	OT	Total	Shots by Period	1st	2nd	3rd	OT	Total
Sabres	4	6	0	3	13	Sabres	38	43	38	0	119
Penguins	3	6	5	1	15	Penguins	40	44	23	2	109

## INDIVIDUAL SCORING

SABRES													PENGUINS												
GP	G	A	TP	+/-	PIM	PP	SH	GW	EN	S	Pctr	GP	G	A	TP	+/-	PIM	PP	SH	GW	EN	S	Pctr		
ADAM MAIR	4	0	4	4	0	0	0	0	0	4	.0	EVGENI MALKIN	4	1	10	11	9	10	1	0	0	14	7.1		
THOMAS VANEK	4	3	0	3	-3	6	1	0	1	0	17	17.6	RUSLAN FEDOTENKO	3	3	2	5	4	0	0	0	0	6	50.0	
ALES KOTALIK	2	2	1	3	3	0	0	0	0	0	4	50.0	SIDNEY CROSBY	4	3	2	5	-1	0	0	0	1	0	12	25.0
PAUL GAUSTAD	3	2	1	3	0	2	1	0	1	0	8	25.0	ALEX GOLIGOSKI	4	3	2	5	2	2	2	0	0	0	10	30.0
DANIEL PAILLE	4	2	1	3	1	2	0	0	0	0	3	66.7	PETR SYKORA	4	0	4	4	6	0	0	0	0	0	4	.0
CLARKE MACARTHUR	4	1	2	3	0	2	1	0	0	0	12	8.3	JORDAN STAAL	4	2	1	3	-1	0	0	0	1	1	8	25.0
JASON POMINVILLE	4	1	2	3	0	6	0	0	0	0	9	11.1	TYLER KENNEDY	2	1	1	2	1	2	0	0	0	0	7	14.3
DEREK ROY	4	1	2	3	-2	4	0	0	0	0	12	8.3	MATT COOKE	4	0	2	2	-2	2	0	0	0	0	2	.0
DREW STAFFORD	4	1	2	3	1	2	0	0	0	0	9	11.1	PASCAL DUPUIS	4	1	0	1	-1	0	0	0	0	0	4	25.0
MAXIM AFINOGENOV	4	0	2	2	-2	0	0	0	0	0	4	.0	KRIS LETANG	4	1	0	1	-4	0	1	0	0	0	12	8.3
JOCHEN HECHT	4	0	2	2	-3	4	0	0	0	0	7	.0	BROOKS ORPIK	4	0	1	1	-3	8	0	0	0	0	3	.0
TEPPO NUMMINEN	4	0	2	2	2	0	0	0	0	0	1	.0	MIROSLAV SATAN	4	0	1	1	-3	4	0	0	0	0	8	.0
MARK MANCARI	1	0	1	1	0	0	0	0	0	0	3	.0	ROBERT SCUDERI	4	0	1	1	3	0	0	0	0	0	3	.0
ANDREJ SEKERA	4	0	1	1	-1	0	0	0	0	0	4	.0	BEN LOVEJOY	1	0	0	0	1	0	0	0	0	0	1	.0
JAROSLAV SPACEK	4	0	1	1	1	0	0	0	0	0	9	.0	CHRIS MINARD	1	0	0	0	-1	0	0	0	0	0	1	.0
CHRIS BUTLER	1	0	0	0	2	0	0	0	0	0	1	.0	JEFF TAFFE	1	0	0	0	0	0	0	0	0	0	0	.0
MATT ELLIS	1	0	0	0	-1	0	0	0	0	0	3	.0	TIM WALLACE	1	0	0	0	0	0	0	0	0	0	1	.0
NATHAN GERBE	1	0	0	0	1	2	0	0	0	0	2	.0	PHILIPPE BOUCHER	2	0	0	0	1	4	0	0	0	0	1	.0
PATRICK KALETA	2	0	0	0	-1	8	0	0	0	0	1	.0	MARC-ANDRE FLEURY	2	0	0	0	0	2	0	0	0	0	0	.0
ANDREW PETERS	2	0	0	0	0	5	0	0	0	0	3	.0	HAL BILL	2	0	0	0	3	4	0	0	0	0	1	.0
CRAIG RIVET	3	0	0	0	1	0	0	0	0	0	0	.0	JANNE PESONEN	2	0	0	0	-1	0	0	0	0	0	1	.0
TONI LYDMAN	4	0	0	0	-5	2	0	0	0	0	1	.0	MIKE ZIGOMANIS	2	0	0	0	-1	0	0	0	0	0	1	.0
HENRIK TALLINDER	4	0	0	0	-2	2	0	0	0	0	2	.0	MARK EATON	3	0	0	0	-1	0	0	0	0	0	4	.0
													ERIC GODARD	4	0	0	0	-2	7	0	0	0	0	2	.0
													MAXIME TALBOT	4	0	0	0	-6	0	0	0	0	0	3	.0

Power Play: 3-18 16.7 %  
Penalty Killing: 18-22 81.8 %

Power Play: 4-22 18.2 %  
Penalty Killing: 15-18 83.3 %

## GOALTENDING

SABRES												PENGUINS											
GP	MIN	GA	GAA	EN	SO	W	L	OTL	Shots	Save%	GP	MIN	GA	GAA	EN	SO	W	L	OTL	Shots	Save%		
PATRICK LALIME	0	0	0	.00	0	0	0	0	0	.000	DANY SABOURIN	1	59	4	4.07	0	0	0	1	0	29	.862	
RYAN MILLER	4	240	14	3.50	1	0	2	1	1	108	.870	MARC-ANDRE FLEURY	2	121	5	2.48	0	0	2	0	0	58	.914
											JOHN CURRY	1	59	4	4.07	0	0	0	1	0	32	.875	







# San Jose Sharks

vs. **BUFFALO SABRES** SUMMARY: Won: 1 Lost: 0 OT Losses: 0

@ Buffalo Sabres Sharks Attendance 13 Feb. 2009 6 (SO) 5 18690 Goaltenders Nabokov/Miller Winning Goal Derek Roy

@ San Jose Sabres Sharks Attendance The Sabres did not play in San Jose during the 2008-09 season. --- Goaltenders --- Winning Goal ---

Goals by Period	1st	2nd	3rd	OT	Total	Shots by Period	1st	2nd	3rd	OT	Total
Sabres	3	1	1	0	6	Sabres	18	8	7	2	35
Sharks	1	2	2	0	5	Sharks	13	17	4	1	35

## INDIVIDUAL SCORING

SABRES	GP	G	A	TP	+/-	PIM	PP	SH	GW	EN	S	Pctg	SHARKS	GP	G	A	TP	+/-	PIM	PP	SH	GW	EN	S	Pctg
CRAIG RIVET	1	0	3	3	1	2	0	0	0	0	2	.0	JOE THORNTON	1	0	4	4	2	0	0	0	0	0	2	.0
ALES KOTALIK	1	1	1	2	0	0	1	0	0	0	2	50.0	PATRICK MARLEAU	1	2	0	2	1	0	1	0	0	0	3	66.7
JASON POMINVILLE	1	1	1	2	0	0	0	0	0	0	5	20.0	DAN BOYLE	1	1	1	2	2	0	0	0	0	0	3	33.3
DEREK ROY	1	1	1	2	0	0	1	0	0	0	4	25.0	JOE PAVELSKI	1	1	0	1	0	4	0	0	0	0	5	20.0
ADAM MAIR	1	1	0	1	0	0	0	0	0	0	1	100.0	DEVIN SETOGUCHI	1	1	0	1	1	0	1	0	0	0	4	25.0
JAROSLAV SPACEK	1	1	0	1	-2	0	1	0	0	0	2	50.0	ALEXEI SEMENOV	1	0	1	1	0	0	0	0	0	0	0	.0
TIM CONNOLLY	1	0	1	1	0	0	0	0	0	0	2	.0	MARC EDOUARD VLASIC	1	0	1	1	-1	2	0	0	0	0	2	.0
MATT ELLIS	1	0	1	1	0	0	0	0	0	0	3	.0	ROBERT BLAKE	1	0	0	0	0	4	0	0	0	0	1	.0
DREW STAFFORD	1	0	1	1	-1	0	0	0	0	0	1	.0	JONATHAN CHECHOU	1	0	0	0	1	0	0	0	0	0	2	.0
CHRIS BUTLER	1	0	0	0	0	0	0	0	0	0	0	.0	RYANE CLOWE	1	0	0	0	0	0	0	0	0	0	1	.0
NATHAN GERBE	1	0	0	0	0	0	0	0	0	0	3	.0	CHRISTIAN EHRRHOFF	1	0	0	0	-1	4	0	0	0	0	2	.0
JOCHEN HECHT	1	0	0	0	0	0	0	0	0	0	4	.0	MIKE GRIER	1	0	0	0	0	0	0	0	0	0	3	.0
PATRICK KALETA	1	0	0	0	0	0	0	0	0	0	0	.0	CLAUDE LEMIEUX	1	0	0	0	0	0	0	0	0	0	2	.0
TONI LYDMAN	1	0	0	0	-2	0	0	0	0	0	1	.0	JAMIE MCGINN	1	0	0	0	-1	0	0	0	0	0	0	.0
CLARKE MACARTHUR	1	0	0	0	0	0	0	0	0	0	1	.0	MILAN MICHALEK	1	0	0	0	0	0	0	0	0	0	1	.0
TEPPO NUMMINEN	1	0	0	0	0	2	0	0	0	0	1	.0	DOUG MURRAY	1	0	0	0	2	0	0	0	0	0	2	.0
DANIEL PAILLE	1	0	0	0	-1	0	0	0	0	0	2	.0	TOMAS PLIHAL	1	0	0	0	0	0	0	0	0	0	1	.0
ANDREJ SEKERA	1	0	0	0	1	0	0	0	0	0	1	.0	RYAN VESCE	1	0	0	0	-1	0	0	0	0	0	1	.0
Power Play:	3-6	50.0 %																							
Penalty Killing:	0-2	0 %																							
Power Play:	2-2	100.0 %																							
Penalty Killing:	3-6	50.0 %																							

## GOALTENDING

SABRES	GP	MIN	GA	GAA	EN	SO	W	L	OTL	Shots	Save%	SHARKS	GP	MIN	GA	GAA	EN	SO	W	L	OTL	Shots	Save%
PATRICK LALIME	0	0	0	.00	0	0	0	0	0	0	.000	EVGENI NABOKOV	1	65	5	4.62	0	0	0	0	1	35	.857
RYAN MILLER	1	64	5	4.69	0	0	1	0	0	35	.857	BRIAN BOUCHER	0	0	0	.00	0	0	0	0	0	00	.000





# St. Louis Blues

Team vs. **BUFFALO SABRES** SUMMARY: Won: 1 Lost: 0 OT Losses: 0



@ Buffalo  
12 Nov. 2008

Sabres 4 Blues 3 Attendance 18690

Goaltenders Legace & Mason/Miller

Winning Goal Henrik Tallinder

@ St. Louis

The Sabres did not play in St. Louis during the 2008-09 season.

Sabres Blues Attendance

Goaltenders ---

Winning Goal ---

## Goals by Period

	1st	2nd	3rd	OT	Total
Sabres	3	0	1	0	4
Blues	1	1	1	0	3

## Shots by Period

	1st	2nd	3rd	OT	Total
Sabres	13	11	8	0	32
Blues	14	8	11	0	33

## INDIVIDUAL SCORING

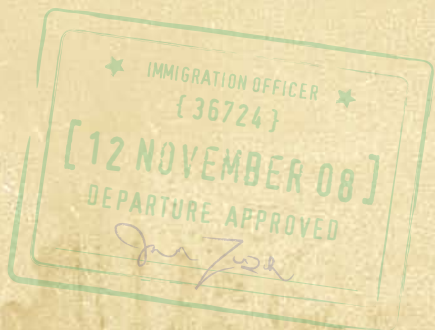
SABRES													SHARKS												
GP	G	A	TP	+	-	PIM	PP	SH	GW	EN	S	Pctg	GP	G	A	TP	+	-	PIM	PP	SH	GW	EN	S	Pctg
TIM CONNOLLY	1	1	1	2	1	0	0	0	0	0	4	25.0	DAVID PERRON	1	1	2	3	3	0	0	0	0	0	2	50.0
ADAM MAIR	1	1	1	2	1	2	0	0	0	0	1	100.0	PATRIK BERGLUND	1	1	1	2	3	0	0	0	0	0	2	50.0
HENRIK TALLINDER	1	1	1	2	1	0	0	0	1	0	3	33.3	LEE STEMPNIAK	1	1	1	2	2	0	0	0	0	0	4	25.0
JOCHEN HECHT	1	0	2	2	1	0	0	0	0	0	3	.0	KEITH TKACHUK	1	0	1	1	-1	0	0	0	0	0	3	.0
JASON POMINVILLE	1	1	0	1	1	0	0	0	0	0	3	33.3	DAVID BACKES	1	0	0	0	0	0	0	0	0	0	3	.0
PAUL GAUSTAD	1	0	1	1	1	0	0	0	0	0	1	.0	BRAD BOYES	1	0	0	0	-3	0	0	0	0	0	2	.0
TONI LYDMAN	1	0	1	1	2	0	0	0	0	0	0	.0	ERIC BREWER	1	0	0	0	1	0	0	0	0	0	2	.0
DANIEL PAILLE	1	0	1	1	2	0	0	0	0	0	1	.0	DAN HINOTE	1	0	0	0	0	0	0	0	0	0	1	.0
MAXIM AFINOGENOV	1	0	0	0	-1	0	0	0	0	0	1	.0	BARRET JACKMAN	1	0	0	0	0	2	0	0	0	0	1	.0
ALES KOTALIK	1	0	0	0	-1	0	0	0	0	0	5	.0	CAM JANSSEN	1	0	0	0	-2	5	0	0	0	0	0	.0
CLARKE MACARTHUR	1	0	0	0	0	2	0	0	0	0	1	.0	DAVID KOZI	1	0	0	0	-1	7	0	0	0	0	1	.0
TEPPD NUMMINEN	1	0	0	0	1	0	0	0	0	0	1	.0	JAY MCCLEMENT	1	0	0	0	0	0	0	0	0	0	4	.0
ANDREW PETERS	1	0	0	0	0	10	0	0	0	0	0	.0	ANDY McDONALD	1	0	0	0	-3	2	0	0	0	0	2	.0
CRAIG RIVET	1	0	0	0	0	0	0	0	0	0	2	.0	JAY MCKEE	1	0	0	0	-2	0	0	0	0	0	2	.0
DEREK ROY	1	0	0	0	-1	0	0	0	0	0	1	.0	ALEX PIETRANGELO	1	0	0	0	-1	2	0	0	0	0	1	.0
ANDREJ SEKERA	1	0	0	0	-1	0	0	0	0	0	0	.0	ROMAN POLAK	1	0	0	0	1	0	0	0	0	0	2	.0
JAROSLAV SPACEK	1	0	0	0	-1	0	0	0	0	0	1	.0	YAN STASTNY	1	0	0	0	-1	0	0	0	0	0	1	.0
THOMAS VANEK	1	0	0	0	-1	0	0	0	0	0	4	.0	STEVE WAGNER	1	0	0	0	-1	0	0	0	0	0	0	.0

Power Play: 0-3 .0 %  
Penalty Killing: 1-1 100.0 %

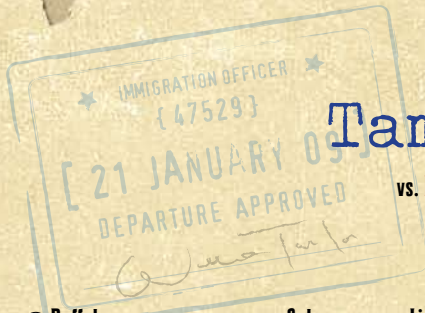
Power Play: 0-1 .0 %  
Penalty Killing: 3-3 100.0 %

## GOALTENDING

SABRES													SHARKS												
GP	MIN	GA	GAA	EN	SO	W	L	OTL	Shots	Save%	GP	MIN	GA	GAA	EN	SO	W	L	OTL	Shots	Save%				
PATRICK LALIME	0	0	0	.00	0	0	0	0	0	.000	EMMANUEL LEGACE	1	5	3	36.00	0	0	0	0	0	7	.571			
RYAN MILLER	1	60	3	3.00	0	0	1	0	33	.909	CHRIS MASON	1	54	1	1.11	0	0	0	1	0	25	.960			








# Tampa Bay Lightning

vs. **BUFFALO SABRES** SUMMARY: Won: 2 Lost: 2 OT Losses: 0



@ Buffalo	Sabres	Lightning	Attendance	Goaltenders	Winning Goal
30 Oct. 2008	2	5	18690	Kolzig/Miller	Ryan Malone
10 Dec. 2008	4	2	18431	Smith/Miller	Thomas Vanek
@ Tampa Bay	Sabres	Lightning	Attendance	Goaltenders	Winning Goal
6 Dec. 2008	4	3	17154	Smith/Miller	Derek Roy
21 Jan. 2009	3	5	15611	Smith/Miller	Jeff Halpern

Goals by Period	1st	2nd	3rd	OT	Total	Shots by Period	1st	2nd	3rd	OT	Total
Sabres	2	5	4	0	12	Sabres	32	57	40	0	129
Lightning	3	3	3	0	9	Lightning	41	41	35	0	117

## INDIVIDUAL SCORING

SABRES	GP	G	A	TP	+/-	PIM	PP	SH	GW	EN	S	Pctg	LIGHTNING	GP	G	A	TP	+/-	PIM	PP	SH	GW	EN	S	Pctg
THOMAS VANEK	4	4	1	5	-2	0	2	0	1	0	8	50.0	MARTIN ST. LOUIS	4	2	2	4	3	2	0	0	0	13	15.4	
DEREK ROY	4	3	2	5	0	2	1	0	1	0	12	25.0	STEVEN STAMKOS	4	2	2	4	1	2	1	0	0	0	12	16.7
JASON POMINVILLE	4	1	4	5	1	2	0	1	0	1	14	7.1	MARK RECCHI	4	1	3	4	0	0	0	0	0	0	5	20.0
DREW STAFFORD	4	2	2	4	0	0	1	0	0	0	15	13.3	VINCENT LEGAVALIER	4	0	4	4	2	7	0	0	0	0	14	.0
JAROSLAV SPACEK	4	0	3	3	-1	0	0	0	0	0	4	.0	PAUL RANGER	3	2	1	3	3	2	0	0	0	0	11	18.2
JOCHEN HECHT	3	1	1	2	0	9	0	0	0	0	6	16.7	VACLAV PROSPAL	4	1	2	3	1	2	0	0	0	0	12	8.3
ALES KOTALIK	4	1	1	2	-2	4	1	0	0	0	16	6.3	JEFF HALPERN	1	1	1	2	1	2	0	0	1	0	1	100.0
PAUL GAUSTAD	4	0	2	2	-2	14	0	0	0	0	8	.0	CORY MURPHY	1	1	1	2	0	0	1	0	0	0	2	50.0
TONI LYDMAN	4	0	2	2	-3	0	0	0	0	0	4	.0	LUKAS KRAJICEK	4	1	1	2	1	6	0	0	0	0	3	33.3
CLARKE MACARTHUR	4	1	0	1	-2	0	0	0	0	0	3	33.3	RYAN MALONE	2	1	0	1	2	0	0	0	1	0	4	25.0
TEPPO NUMMINEN	3	0	1	1	0	2	0	0	0	0	1	.0	STEVE DOWNIE	3	1	0	1	0	5	0	0	0	0	2	50.0
CRAIG RIVET	3	0	1	1	-1	0	0	0	0	0	6	.0	STEVE EMINGER	3	1	0	1	-2	4	1	0	0	0	4	25.0
ANDREJ SEKERA	3	0	1	1	-1	0	0	0	0	0	4	.0	JUSSI JOKINEN	4	1	0	1	-1	0	0	0	0	0	5	20.0
ADAM MAIR	4	0	1	1	-1	16	0	0	0	0	3	.0	CHRIS GRATTON	1	0	1	1	0	0	0	0	0	0	2	.0
DANIEL PAILLE	4	0	1	1	0	4	0	0	0	0	3	.0	TY WISHART	1	0	1	1	1	0	0	0	0	0	0	.0
CHRIS BUTLER	1	0	0	0	0	2	0	0	0	0	2	.0	ADAM HALL	2	0	1	1	2	0	0	0	0	0	4	.0
TIM CONNOLLY	1	0	0	0	-1	0	0	0	0	0	5	.0	MATT PETTINGER	2	0	1	1	0	2	0	0	0	0	2	.0
MATT ELLIS	1	0	0	0	0	0	0	0	0	0	0	.0	PAUL SZCZECZURA	2	0	1	1	0	2	0	0	0	0	0	.0
PATRICK KALETA	1	0	0	0	-2	0	0	0	0	0	0	.0	EVGENY ARTYUKHIN	3	0	1	1	1	4	0	0	0	0	2	.0
NATHAN PAETSCH	1	0	0	0	0	0	0	0	0	0	2	.0	MAREK MALIK	3	0	1	1	1	2	0	0	0	0	2	.0
ANDREW PETERS	1	0	0	0	-1	0	0	0	0	0	0	.0	ANDREJ MESZAROS	4	0	1	1	5	0	0	0	0	0	4	.0
MIKE WEBER	1	0	0	0	-1	2	0	0	0	0	1	.0	MATTHEW CARLE	1	0	0	0	-1	2	0	0	0	0	1	.0
NATHAN GERBE	2	0	0	0	1	2	0	0	0	0	6	.0	DAVID KOCI	1	0	0	0	6	0	0	0	0	0	1	.0
MAXIM AFINOGENOV	3	0	0	0	-2	2	0	0	0	0	5	.0	ZENON KONOPKA	1	0	0	0	7	0	0	0	0	0	0	.0
RYAN MILLER	4	0	0	0	0	2	0	0	0	0	0	.0	GARY ROBERTS	1	0	0	0	-1	0	0	0	0	0	1	.0
HENRIK TALLINDER	4	0	0	0	0	2	0	0	0	0	1	.0	MATT SMABY	1	0	0	0	0	2	0	0	0	0	0	.0
													RADIM VRBATA	1	0	0	0	-1	0	0	0	0	0	3	.0
													MIKE LUNDIN	2	0	0	0	0	0	0	0	0	0	1	.0
													RADEK SMOLENAK	2	0	0	0	5	0	0	0	0	4	.0	
													RYAN CRAIG	3	0	0	0	9	0	0	0	0	2	.0	

Power Play: 5-22 22.7 %  
Penalty Killing: 14-17 82.4 %

Power Play: 3-17 17.6 %  
Penalty Killing: 17-22 17.3 %

## GOALTENDING

SABRES	GP	MIN	GA	GAA	EN	SO	W	L	OTL	Shots	Save%	PENGUINS	GP	MIN	GA	GAA	EN	SO	W	L	OTL	Shots	Save%
PATRICK LALIME	0	0	0	.00	0	0	0	0	0	0	.000	DLAF KOLZIG	1	60	2	2.00	0	0	1	0	0	31	.935
RYAN MILLER	4	238	15	3.78	0	0	2	2	0	117	.872	MIKE SMITH	3	178	10	3.37	1	0	1	2	0	97	.897







# Toronto Maple Leafs

vs. **BUFFALO SABRES** SUMMARY: Won: 5 Lost: 1 OT Losses: 0



**@ Buffalo**  
 12 Dec. 2008  
 4 Feb. 2009  
 27 Mar. 2009

Sabres	Maple Leafs	Attendance
1	2	18211
5	0	17355
5	3	18620

**Goaltenders**  
 Toskala/Miller  
 Pogge/Miller  
 Joseph & Pogge/Miller

**Winning Goal**  
 Ian White  
 Tim Connolly  
 Tim Connolly

**@ Toronto**  
 1 Jan. 2009  
 17 Feb. 2009  
 8 Apr. 2009

Sabres	Maple Leafs	Attendance
4	1	19176
4	1	19287
3	1	19516

**Goaltenders**  
 Joseph/Miller  
 Pogge/Miller  
 Joseph/Miller

**Winning Goal**  
 Derek Roy  
 Daniel Paille  
 Thomas Vanek

Goals by Period	1st	2nd	3rd	OT	Total	Shots by Period	1st	2nd	3rd	OT	Total
Sabres	8	7	7	0	22	Sabres	50	67	43	0	160
Maple Leafs	1	3	4	0	8	Maple Leafs	62	49	63	0	174

## INDIVIDUAL SCORING

SABRES	GP	G	A	TP	+/-	PIM	PP	SH	GW	EN	S	Pctr	MAPLES LEAFS	GP	G	A	TP	+/-	PIM	PP	SH	GW	EN	S	Pctr
JASON DOMINVILLE	6	3	6	9	2	2	2	0	0	0	18	16.7	BOYD DEVEREAUX	2	1	1	2	1	0	0	1	0	0	3	33.3
DREW STAFFORD	6	3	5	8	3	2	2	0	0	0	13	23.1	MATTHEW STAJAN	5	1	1	2	1	6	0	0	0	0	8	12.5
THOMAS VANEK	5	4	3	7	3	2	2	0	1	0	15	26.7	PAVEL KUBINA	6	1	1	2	-6	15	1	0	0	0	10	10.0
TIM CONNOLLY	4	3	3	6	6	2	0	0	2	0	13	23.1	IAN WHITE	6	1	1	2	-3	6	0	0	1	0	16	6.3
JAROSLAV SPACEK	5	0	5	5	2	4	0	0	0	0	6	.0	MIKHAIL GRABOVSKI	5	0	2	2	-1	0	0	0	0	0	3	.0
DEREK ROY	6	2	2	4	1	0	1	0	1	0	19	10.5	JASON BLAKE	6	0	2	2	-3	2	0	0	0	0	18	.0
PAUL GAUSTAD	5	2	1	3	2	10	0	0	0	0	6	33.3	JEREMY WILLIAMS	2	1	0	1	0	0	0	0	0	0	3	33.3
DANIEL PAILLE	6	2	1	3	0	2	0	0	1	0	7	28.6	JEFF FINGER	6	1	0	1	-1	2	0	0	0	0	5	20.0
JOCHEN HECHT	5	1	1	2	0	0	0	0	0	0	6	16.7	NIKOLAI KULEMIN	6	1	0	1	-3	2	1	0	0	0	14	7.1
ALES KOTALIK	4	0	2	2	1	4	0	0	0	0	8	.0	JOHN MITCHELL	6	1	0	1	-5	4	0	0	0	0	8	12.5
HENRIK TALLINDER	4	0	2	2	3	2	0	0	0	0	2	.0	JEFFREY HAMILTON	1	0	1	1	0	0	0	0	0	0	3	.0
MATT ELLIS	4	1	0	1	-1	2	0	0	0	0	5	20.0	CHRISTIAN HANSON	1	0	1	1	0	0	0	0	0	0	4	.0
TONI LYDMAN	6	1	0	1	4	14	0	0	0	0	6	16.7	NIKLAS HAGMAN	4	0	1	1	-1	0	0	0	0	0	5	.0
DOMINIC MOORE	2	0	1	1	1	5	0	0	0	0	4	.0	JAMAL MAYERS	5	0	1	1	-2	10	0	0	0	0	6	.0
PATRICK KALETA	3	0	1	1	3	9	0	0	0	0	1	.0	ALEXEI PONIKAROVSKY	6	0	1	1	-3	2	0	0	0	0	13	.0
TEPPO NUMMINEN	4	0	1	1	1	0	0	0	0	0	0	.0	LEE STEMPNIAK	6	0	1	1	-3	6	0	0	0	0	8	.0
CRAIG RIVET	4	0	1	1	3	4	0	0	0	0	3	.0	ANDRE DEVEAUX	1	0	0	0	0	0	0	0	0	0	0	.0
CHRIS BUTLER	5	0	1	1	2	2	0	0	0	0	1	.0	JAY HARRISON	1	0	0	0	0	0	0	0	0	0	2	.0
CLARKE MACARTHUR	5	0	1	1	4	2	0	0	0	0	7	.0	BENJAMIN ONDRUS	1	0	0	0	-1	0	0	0	0	0	0	.0
ADAM MAIR	5	0	1	1	1	5	0	0	0	0	6	.0	PHIL ORESKOVIC	1	0	0	0	1	0	0	0	0	0	1	.0
MIKE WEBER	1	0	0	0	0	2	0	0	0	0	1	.0	JIRI TLUSTY	1	0	0	0	0	0	0	0	0	0	1	.0
NATHAN GERBE	2	0	0	0	1	0	0	0	0	0	2	.0	JONAS FROGREN	2	0	0	0	-2	0	0	0	0	0	1	.0
NATHAN PRAETSCHE	2	0	0	0	1	0	0	0	0	0	2	.0	RYAN HOLLWEB	2	0	0	0	0	0	0	0	0	0	0	.0
MAXIM AFINOGENOV	4	0	0	0	-2	0	0	0	0	0	4	.0	ANTON STRALMAN	2	0	0	0	-2	0	0	0	0	0	4	.0
ANDREJ SEKERA	5	0	0	0	3	2	0	0	0	0	5	.0	MIKE VAN RYN	2	0	0	0	-1	0	0	0	0	0	4	.0

Power Play: 7-26 26.9 %  
 Penalty Killing: 23-25 92.0 %


Power Play: 2-25 8.0 %  
 Penalty Killing: 19-26 73.1 %

## GOALTENDING

SABRES	GP	MIN	GA	GAA	EN	SO	W	L	OTL	Shots	Save%	MAPLES LEAFS	GP	MIN	GA	GAA	EN	SO	W	L	OTL	Shots	Save%
PATRICK LALIME	2	120	11	5.50	0	0	0	2	0	64	.828	CURTIS JOSEPH	3	141	11	4.68	0	0	3	0	58	.810	
RYAN MILLER	6	359	8	1.34	0	1	5	1	0	174	.954	VESA TOSKALA	1	60	1	1.00	0	0	1	0	25	.960	
												JUSTIN POGGE	3	154	10	3.90	0	0	2	0	77	.870	







# Vancouver Canucks

vs. **BUFFALO SABRES** SUMMARY: Won: 1 Lost: 0 OT Losses: 0

@ Buffalo  
17 Oct. 2008

Sabres 5  
Canucks 2  
Attendance 18449

Goaltenders  
Sanford/Miller

Winning Goal  
Ales Kotalik

@ Vancouver

Sabres  
Canucks  
Attendance  
The Sabres did not play in Vancouver during the 2008-09 season.

Goaltenders  
---

Winning Goal  
---

Goals by Period	1st	2nd	3rd	OT	Total	Shots by Period	1st	2nd	3rd	OT	Total
Sabres	3	1	1	0	5	Sabres	14	9	8	0	31
Canucks	0	1	1	0	2	Canucks	6	11	8	0	25

## INDIVIDUAL SCORING

SABRES	GP	G	A	TP	+/-	PIM	PP	SH	GW	EN	S	Pctg	CANUCKS	GP	G	A	TP	+/-	PIM	PP	SH	GW	EN	S	Pctg
THOMAS VANEK	1	1	2	3	2	0	0	0	0	0	7	14.3	STEVE BERNIER	1	1	0	1	0	0	0	0	0	0	1	100.0
ALES KOTALIK	1	2	0	2	0	0	0	0	1	0	3	66.7	RYAN KESLER	1	1	0	1	-1	0	0	0	0	0	4	25.0
JAROSLAV SPACEK	1	1	1	2	2	0	1	0	0	0	3	33.3	ALEXANDRE BURROWS	1	0	1	1	-1	12	0	0	0	0	1	.0
CLARKE MACARTHUR	1	1	0	1	0	0	1	0	0	0	1	100.0	WILLIE MITCHELL	1	0	1	1	0	2	0	0	0	0	0	.0
MAXIM AFINOGENOV	1	0	1	1	-1	0	0	0	0	0	2	.0	MASON RAYMOND	1	0	1	1	-1	0	0	0	0	0	6	.0
TEPPO NUMMINEN	1	0	1	1	0	0	0	0	0	0	3	.0	HENRIK SEDIN	1	0	1	1	1	0	0	0	0	0	0	.0
CRAIG RIVET	1	0	1	1	-1	0	0	0	0	0	0	.0	PAVOL DEMITRA	1	0	0	0	-1	0	0	0	0	0	0	.0
ANDREJ SEKERA	1	0	1	1	2	0	0	0	0	0	1	.0	ALEXANDER EDLER	1	0	0	0	1	0	0	0	0	0	0	.0
MATT ELLIS	1	0	0	0	0	0	0	0	0	0	1	.0	JANNIK HANSEN	1	0	0	0	-2	0	0	0	0	0	3	.0
PATRICK KALETA	1	0	0	0	0	2	0	0	0	0	2	.0	DARCY HORDICHUK	1	0	0	0	0	5	0	0	0	0	1	.0
TONI LYDMAN	1	0	0	0	0	2	0	0	0	0	2	.0	RYAN JOHNSON	1	0	0	0	0	2	0	0	0	0	0	.0
ADAM MAIR	1	0	0	0	0	2	0	0	0	0	0	.0	LAWRENCE NYCHOLAT	1	0	0	0	-1	0	0	0	0	0	0	.0
DANIEL PAILLE	1	0	0	0	0	0	0	0	0	0	1	.0	SHANE O'BRIEN	1	0	0	0	0	4	0	0	0	0	1	.0
ANDREW PETERS	1	0	0	0	0	5	0	0	0	0	0	.0	MATTIAS OHLUND	1	0	0	0	-1	0	0	0	0	0	1	.0
JASON POMINVILLE	1	0	0	0	0	0	0	0	0	0	1	.0	TAYLOR PYATT	1	0	0	0	0	2	0	0	0	0	2	.0
DEREK ROY	1	0	0	0	1	2	0	0	0	0	1	.0	RICK RYPIEN	1	0	0	0	0	0	0	0	0	0	1	.0
DREW STAFFORD	1	0	0	0	1	0	0	0	0	0	3	.0	SAMI SALO	1	0	0	0	-1	0	0	0	0	0	2	.0
HENRIK TALLINDER	1	0	0	0	-1	0	0	0	0	0	0	.0	DANIEL SEDIN	1	0	0	0	0	0	0	0	0	0	2	.0

Power Play: 2-5 40.0 %  
Penalty Killing: 3-3 100.0 %

Power Play: 0-3 .0 %  
Penalty Killing: 3-5 60.0 %

## GOALTENDING

SABRES	GP	MIN	GA	GAA	EN	SO	W	L	OTL	Shots	Save%	CANUCKS	GP	MIN	GA	GAA	EN	SO	W	L	OTL	Shots	Save%
PATRICK LALIME	0	0	0	.00	0	0	0	0	0	0	.000	ROBERTO LUONGO	0	0	0	.00	0	0	0	0	0	0	.000
RYAN MILLER	1	60	2	2.00	0	0	1	0	0	25	.920	CURTIS SANFORD	1	60	5	5.00	0	0	0	1	0	31	.839

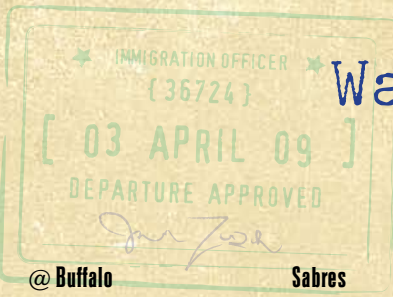






# Washington Captials

vs. **BUFFALO SABRES** SUMMARY: Won: 2 Lost: 2 OT Losses: 0



@ Buffalo	Sabres	Capitals	Attendance	Goaltenders	Winning Goal
1 Nov. 2008	5	0	18690	Theodore/Miller	Thomas Vanek
30 Dec. 2008	2	4	18690	Theodore/Miller	Nicklas Backstrom

@ Washington	Sabres	Capitals	Attendance	Goaltenders	Winning Goal
26 Dec. 2008	2	3	18277	Theodore/Lalime	Alexander Ovechkin
3 Apr. 2009	5 (OT)	4	18277	Varlamov/Miller	Jason Pominville

Goals by Period	1st	2nd	3rd	OT	Total	Shots by Period	1st	2nd	3rd	OT	Total
Sabres	5	2	6	1	14	Sabres	42	29	41	2	114
Capitals	3	5	3	0	11	Capitals	44	44	42	0	131

## INDIVIDUAL SCORING

SABRES	GP	G	A	TP	+/-	PIM	PP	SH	GW	EN	S	Pctr	CAPITALS	GP	G	A	TP	+/-	PIM	PP	SH	GW	EN	S	Pctr
JAROSLAV SPACEK	4	0	5	5	1	4	0	0	0	0	7	.0	VIKTOR KOZLOV	4	1	4	5	0	0	0	0	0	7	14.3	
JASON POMINVILLE	4	2	2	4	1	0	0	0	1	0	10	20.0	ALEXANDER OVECHKIN	3	2	2	4	-1	4	1	0	1	0	21	9.5
TIM CONNOLLY	2	0	4	4	4	0	0	0	0	0	1	.0	NICKLAS BACKSTROM	4	1	2	3	-1	2	1	0	1	0	9	11.1
TONI LYDMAN	4	0	4	4	3	4	0	0	0	0	4	.0	BROOKS LAICH	4	1	2	3	-1	2	1	0	0	0	7	14.3
THOMAS VANEK	4	3	0	3	0	2	1	0	1	0	9	33.3	SERGEI FEDOROV	2	2	0	2	-3	6	1	0	0	0	7	28.6
CLARKE MACARTHUR	4	2	1	3	1	4	1	0	0	0	8	25.0	BOYD GORDON	3	2	0	2	0	0	0	1	0	1	5	40.0
MAXIM AFINOGENOV	3	2	0	2	2	0	0	0	0	0	7	28.6	BRYAN HELMER	1	0	2	2	2	0	0	0	0	0	0	.0
DEREK ROY	4	2	0	2	0	8	2	0	0	0	13	15.4	CHRIS BOURQUE	1	1	0	1	1	0	0	0	0	0	1	100.0
DREW STAFFORD	4	1	1	2	-2	0	0	0	0	0	9	11.1	ALEXANDER SEMIN	2	1	0	1	-2	0	1	0	0	0	11	9.1
ALES KOTALIK	3	0	2	2	3	2	0	0	0	0	9	.0	TOMAS FLEISCHMANN	2	0	1	1	-2	4	0	0	0	0	2	.0
ANDREJ SEKERA	4	0	2	2	-2	4	0	0	0	0	1	.0	ERIC FEHR	3	0	1	1	1	0	0	0	0	0	6	.0
DANIEL PAILLE	3	1	0	1	0	2	0	0	0	0	5	20.0	MIKE GREEN	3	0	1	1	-3	0	0	0	0	0	17	.0
ADAM MAIR	4	1	0	1	2	0	0	0	0	0	8	12.5	MILAN JURCINA	4	0	1	1	-2	6	0	0	0	0	7	.0
CRAIG RIVET	1	0	1	1	2	0	0	0	0	0	2	.0	DAVID STECKEL	4	0	1	1	1	0	0	0	0	0	3	.0
PATRICK KALETA	2	0	1	1	0	2	0	0	0	0	0	.0	KARL ALZNER	1	0	0	0	0	0	0	0	0	0	0	.0
PAUL GAUSTAD	3	0	1	1	3	2	0	0	0	0	5	.0	KEITH AUCOIN	1	0	0	0	-1	2	0	0	0	0	0	.0
JOCHEN HECHT	3	0	1	1	-3	2	0	0	0	0	5	.0	JOHN ERSKINE	1	0	0	0	-1	2	0	0	0	0	0	.0
NATHAN GERBE	1	0	0	0	0	0	0	0	0	0	3	.0	BRIAN POTHIER	1	0	0	0	-1	0	0	0	0	0	0	.0
DOMINIC MOORE	1	0	0	0	-1	0	0	0	0	0	2	.0	DONALD BRASHEAR	2	0	0	0	-1	4	0	0	0	0	1	.0
NATHAN PAETSCH	1	0	0	0	0	0	0	0	0	0	0	.0	SEAN COLLINS	2	0	0	0	0	0	0	0	0	0	4	.0
ANDREW PETERS	1	0	0	0	0	0	0	0	0	0	0	.0	ALEXANDRE GIROUX	2	0	0	0	0	0	0	0	0	0	2	.0
MATT ELLIS	2	0	0	0	0	0	0	0	0	0	2	.0	TOM POTI	2	0	0	0	-2	2	0	0	0	0	1	.0
CHRIS BUTLER	3	0	0	0	1	2	0	0	0	0	3	.0	TYLER SLOAN	2	0	0	0	3	0	0	0	0	0	0	.0
TEPPU NUMMINEN	3	0	0	0	0	0	0	0	0	0	1	.0	CHRIS CLARK	3	0	0	0	-1	2	0	0	0	0	3	.0
HENRIK TALLINDER	4	0	0	0	3	6	0	0	0	0	0	.0	JEFF SCHULTZ	3	0	0	0	-3	4	0	0	0	0	1	.0
													MATT BRADLEY	4	0	0	0	-1	0	0	0	0	0	6	.0
													SHAONE MORRISON	4	0	0	0	0	2	0	0	0	0	3	.0
													MICHAEL NYLANDER	4	0	0	0	-2	0	0	0	0	0	6	.0

Power Play: 4-20 20.0 %  
Penalty Killing: 15-20 75.0 %


Power Play: 5-20 25.0 %  
Penalty Killing: 16-20 80.0 %

## GOALTENDING

SABRES	GP	MIN	GA	GAA	EN	SO	W	L	OTL	Shots	Save%	CAPITALS	GP	MIN	GA	GAA	EN	SO	W	L	OTL	Shots	Save%
PATRICK LALIME	1	59	3	3.05	0	0	0	1	0	34	.912	JOSE THEODORE	3	180	9	3.00	0	0	2	1	0	84	.893
RYAN MILLER	3	181	7	2.32	1	1	2	1	0	96	.927	SIMEON VARLAMOV	1	62	5	4.84	0	0	0	0	1	30	.833











**Year-by-Year Results**  
**1970-1971 Regular Season Scores**

Record: 24-39-15 15th Place - East division

Oct. 10	@ Pittsburgh	2-1	W	Jan. 13	@ Chicago	2-4	L
Oct. 14	@ N.Y. Rangers	0-3	L	Jan. 14	St. Louis	2-1	W
Oct. 15	Montreal	0-3	L	Jan. 16	@ Minnesota	4-3	W
Oct. 17	@ St. Louis	1-4	L	Jan. 17	Montreal	4-4	T
Oct. 18	Pittsburgh	1-1	T	Jan. 21	N.Y. Rangers	5-5	T
Oct. 22	@ Philadelphia	2-4	L	Jan. 23	@ St. Louis	1-7	L
Oct. 23	Detroit	4-3	W	Jan. 24	Philadelphia	6-4	W
Oct. 25	Chicago	0-4	L	Jan. 27	@ Los Angeles	3-3	T
Oct. 27	@ Vancouver	2-7	L	Jan. 29	@ California	4-2	W
Oct. 30	@ California	1-6	L	Jan. 31	@ Vancouver	6-1	W
Nov. 1	@ Los Angeles	2-4	L	Feb. 4	Los Angeles	5-2	W
Nov. 5	Vancouver	1-4	L	Feb. 6	@ Boston	3-4	L
Nov. 7	@ Montreal	2-11	L	Feb. 7	Toronto	3-4	L
Nov. 8	Philadelphia	1-3	L	Feb. 9	@ Vancouver	3-6	L
Nov. 13	California	4-2	W	Feb. 10	@ California	1-5	L
Nov. 15	Montreal	2-2	T	Feb. 12	California	3-0	W
Nov. 18	@ Toronto	7-2	W	Feb. 14	Philadelphia	3-2	W
Nov. 21	@ Minnesota	0-3	L	Feb. 17	@ Chicago	1-5	L
Nov. 25	@ Pittsburgh	4-4	T	Feb. 18	Pittsburgh	6-6	T
Nov. 26	N.Y. Rangers	2-2	T	Feb. 20	@ Detroit	5-6	L
Nov. 29	California	1-2	L	Feb. 21	St. Louis	7-3	L
Dec. 3	Boston	4-4	T	Feb. 23	Boston	3-6	L
Dec. 6	Minnesota	1-0	W	Feb. 25	@ Philadelphia	2-3	L
Dec. 9	@ Chicago	1-6	L	Feb. 27	@ Toronto	0-2	L
Dec. 10	@ Boston	2-8	L	Feb. 28	Minnesota	5-2	W
Dec. 12	@ Detroit	3-5	L	Mar. 3	@ Los Angeles	3-3	T
Dec. 13	Toronto	0-4	L	Mar. 5	Chicago	2-2	T
Dec. 16	@ N.Y. Rangers	0-4	L	Mar. 7	Vancouver	6-3	W
Dec. 17	Los Angeles	4-3	W	Mar. 13	@ St. Louis	0-9	L
Dec. 19	@ Toronto	0-2	L	Mar. 14	@ Minnesota	5-0	W
Dec. 20	Toronto	2-4	L	Mar. 18	St. Louis	5-3	W
Dec. 22	N.Y. Rangers	2-7	L	Mar. 20	@ Montreal	2-5	L
Dec. 26	@ Montreal	4-4	T	Mar. 21	@ Boston	7-5	W
Dec. 27	Detroit	5-2	W	Mar. 23	@ N.Y. Rangers	2-7	L
Jan. 1	Boston	4-9	L	Mar. 26	Vancouver	3-1	W
Jan. 3	Chicago	3-5	L	Mar. 28	Minnesota	4-2	W
Jan. 7	Detroit	7-4	W	Mar. 31	@ Pittsburgh	6-4	W
Jan. 9	@ Detroit	2-3	L	Apr. 1	Pittsburgh	3-3	T
Jan. 10	Los Angeles	2-2	T	Apr. 4	@ Philadelphia	3-3	T

**1970-1971 Regular Season Scoring**

#	Player	GP	G	A	PIS	-/+	PIM	PP	SH	GW	GT	S	PCT
11	Gil Perreault	78	38	34	72	39	18	14	0	5	3	210	18.1
10	Phil Goyette	60	15	46	61	15	6	9	0	1	0	119	12.6
15	Gerry Meehan	77	24	31	55	12	8	5	0	1	2	163	14.7
22	Don Marshall	62	20	29	49	13	6	9	0	1	2	112	12.9
23	Eddie Shack (LA)	11	2	2	4	-3	8	0	0	1	0	13	15.4
(BUF)	56	25	17	42	28	93	10	4	1	1	192	13.0	
(TOT)	67	27	19	46	32	101	10	5	1	2	205	13.2	
19	Steve Atkinson	57	20	18	38	-1	12	0	1	2	3	126	15.9
21	Paul Andrea (CAL)	9	1	0	1	-6	2	0	0	0	0	14	11
(BUF)	47	11	21	32	16	4	2	0	3	0	99	11.7	
(TOT)	56	12	21	33	22	6	3	0	3	0	113	10.6	
26	Larry Keenan (STL)	9	1	3	4	-3	0	0	0	0	0	24	4.2
(BUF)	51	7	20	27	10	6	3	0	2	0	67	10.4	
(TOT)	60	8	23	31	-7	6	3	0	2	0	91	8.8	
6	Al Hamilton	69	2	28	30	23	7	0	0	0	0	98	2.0
5	Doug Barrie	75	4	28	33	19	168	0	0	0	1	128	3.1
16	Ron Anderson	74	14	12	26	11	44	0	1	3	0	139	10.1
20	Dick Duff (LA)	7	1	0	1	-2	0	0	0	0	0	4	25.0
(BUF)	53	7	13	20	16	12	0	0	1	1	67	10.4	
(TOT)	60	8	13	21	18	12	0	0	1	1	71	11.3	
17	Floyd Smith	77	6	17	12	46	0	2	0	0	0	80	7.5
9	Reg Fleming	78	6	10	16	-8	159	0	0	0	0	54	11.1
7	Cliff Schmutz	26	5	7	12	0	10	2	0	0	0	44	11.4
2	Jim Watson	78	2	9	11	-28	147	0	0	0	0	114	1.6
12	Skip Krake	74	4	5	9	-21	68	1	0	0	0	64	6.3
10	Kevin O'Shea	41	4	4	8	-11	8	0	1	1	1	33	12.1
3	Tracy Pratt	76	1	7	8	0	179	0	0	0	0	34	2.9
24	Jean-Guy Talbot (STL)	5	0	0	0	-3	6	0	0	0	0	3	0.0
(BUF)	57	0	7	7	0	36	0	0	0	0	0	41	0.0
(TOT)	62	0	7	7	0	42	0	0	0	0	0	44	0.0
14	Randy Wyzub	16	2	2	4	0	6	1	0	0	0	22	9.1
19	Francois Lacombe	1	0	1	1	0	2	0	0	0	0	1	0.0
28	Dave Dryden	10	0	1	1	0	0	0	0	0	0	0	0.0
8	Billy Inglis	14	0	1	1	0	4	0	0	0	0	9	0.0
30	Joe Daley	38	0	1	1	0	12	0	0	0	0	0	0.0
19	Brian Perry	1	0	0	0	0	0	0	0	0	0	0	0.0
28	Terry Ball	2	0	0	0	0	0	0	0	0	0	2	0.0
21	Jean-Guy Lagace	3	0	0	0	0	2	0	0	0	0	3	0.0
23	Paul Terbenche	3	0	0	0	0	2	0	0	0	0	1	0.0
24	Butch Deadmarsh	10	0	0	0	0	9	0	0	0	0	7	0.0
20	Brian McDonald	12	0	0	0	0	29	0	0	0	0	15	0.0
4	Mike McMahon	12	0	0	0	0	4	0	0	0	0	20	0.0
25	Hop Myers	13	0	0	0	0	6	0	0	0	0	14	0.0
1	Roger Crozier	43	0	0	0	0	0	0	0	0	0	0	0.0

#	Goaltender	GP	MIN	AVG	W	L	T	EN	SO	GA	SA	PCT
28	Dave Dryden	10	409	3.37	3	3	0	2	1	23	206	.889
1	Roger Crozier	43	2198	3.58	9	20	7	1	1	135	1347	.901
30	Joe Daley	38	2073	3.70	12	16	8	2	1	128	1247	.897
<b>TEAM TOTALS</b>		<b>78</b>	<b>4680</b>	<b>3.73</b>	<b>24</b>	<b>39</b>	<b>15</b>	<b>5</b>	<b>3</b>	<b>291</b>	<b>2800</b>	<b>.896</b>

**Year-by-Year Results**  
**1971-1972 Regular Season Scores**

Record: 16-43-19 6th Place - East division

Oct. 10	Pittsburgh	2-1	W	Jan. 2	California	4-4	T
Oct. 12	@ St. Louis	1-4	L	Jan. 6	Boston	2-5	L
Oct. 14	@ Boston	2-6	L	Jan. 9	Toronto	1-2	L
Oct. 16	@ Montreal	3-9	L	Jan. 13	N.Y. Rangers	2-5	L
Oct. 17	Minnesota	2-3	L	Jan. 15	@ Montreal	2-6	L
Oct. 20	@ Toronto	7-2	W	Jan. 16	Montreal	4-2	W
Oct. 21	Chicago	2-5	L	Jan. 20	Vancouver	1-0	W
Oct. 23	@ Minnesota	1-5	L	Jan. 22	@ Detroit	2-3	L
Oct. 24	St. Louis	2-3	L	Jan. 23	@ Boston	3-3	T
Oct. 27	@ Los Angeles	3-2	W	Jan. 26	@ N.Y. Rangers	1-5	L
Oct. 28	@ Vancouver	4-4	T	Jan. 27	Detroit	1-3	L
Oct. 31	@ California	2-2	T	Jan. 30	Los Angeles	2-2	T
Nov. 4	@ Detroit	4-4	T	Feb. 3	N.Y. Rangers	2-4	L
Nov. 5	Philadelphia	5-2	W	Feb. 5	@ Minnesota	3-3	T
Nov. 7	Detroit	3-3	T	Feb. 6	Boston	0-2	W
Nov. 11	Los Angeles	2-4	L	Feb. 10	@ Detroit	2-4	L
Nov. 13	@ N.Y. Rangers	2-5	L	Feb. 12	@ Boston	1-5	L
Nov. 14	Montreal	2-2	T	Feb. 13	Philadelphia	4-4	T
Nov. 18	California	5-7	L	Feb. 17	Pittsburgh	0-2	L
Nov. 21	Toronto	3-4	L	Feb. 19	@ Toronto	1-4	L
Nov. 24	@ Los Angeles	3-5	L	Feb. 20	Montreal	0-4	L
Nov. 27	@ Vancouver	2-5	L	Feb. 23	@ Chicago	2-1	W
Nov. 28	@ California	3-5	L	Feb. 24	Chicago	5-3	W
Dec. 1	@ N.Y. Rangers	2-7	L	Feb. 27	California	4-4	T
Dec. 2	Los Angeles	2-0	W	Mar. 1	@ Montreal	1-4	L
Dec. 4	@ St. Louis	1-5	L	Mar. 2	N.Y. Rangers	3-4	L
Dec. 5	Minnesota	3-1	W	Mar. 5	St. Louis	2-6	L
Dec. 9	Chicago	1-3	L	Mar. 8	@ California	3-6	L
Dec. 11	@ Pittsburgh	3-3	T	Mar. 10	@ Vancouver	2-3	L
Dec. 12	Toronto	2-4	L	Mar. 11	@ Los Angeles	3-5	L
Dec. 15	@ Chicago	1-2	L	Mar. 14	@ Minnesota	4-3	W
Dec. 16	@ Philadelphia	0-5	L	Mar. 16	@ Philadelphia	3-3	T
Dec. 18	@ Toronto	1-8	L	Mar. 17	Vancouver	2-6	L
Dec. 19	Vancouver	5-1	W	Mar. 19	@ Chicago	3-3	T
Dec. 23	Boston	4-4	T	Mar. 22	@ Pittsburgh	4-3	W
Dec. 25	@ St. Louis	4-4	T	Mar. 23	Minnesota	4-4	T
Dec. 26	St. Louis	6-3	W	Mar. 26	Pittsburgh	2-2	T
Dec. 29	Detroit	3-7	L	Mar. 30	@ Philadelphia	1-3	L
Dec. 31	@ Pittsburgh	3-3	T	Apr. 2	Philadelphia	3-2	W

**1971-1972 Regular Season Scoring**

#	Player	GP	G	A	PIS	-/+	PIM	PP	SH	GW	GT	S	PCT
7	Rick Martin	73	44	30	74	38	36	19	0	5	4	266	16.5
11	Gil Perreault	76	26	46	74	40	24	11	0	1	1	218	11.9
15	Gerry Meehan	77	19	27	46	28	12	4	0	2	2	164	11.6
6	Al Hamilton	76	4	30	34	12	105	1	0	1	1	91	4.4
12	Mike Byers (LA)	28	4	5	9	-13	11	0	0	1	1	46	8.3
(BUF)	46	9	7	16	20	12	3	0	1	1	69	13.0	
(TOT)	74	13	12	25	33	23	3	0	2	2	117	11.1	
23	Eddie Shack	55	11	14	25	-11	34	4	0	0	0	82	11.9
8	Jim Lorentz (STL)	12	0	1	1	-8	12	0	0	0	0	16	0.0
(NYR)	5	0	0	0	0	-1	0	0	0	0	0	1	0.0
(TOT)	35	10	14	24	11	-12	2	0	1	0	0	85	11.8
(BUF)	52	10	15	26	20	24	2	0	1	0	1	102	9.8
18	Steve Atkinson	67	14	10	24	22	26	3	0	0	1	122	11.5
24	Chris Evans	61	6	18	24	20	98	2	0	0	0	98	6.1
10	Phil Goyette	37	3	21	24	10	14	3	0	0	0	33	9.1
20	Don Luca	78	1	9	19	18	38	0	0	1	1	126	8.7
9	Danny Lawson	78	10	6	18	23	15	0	1	0	3	176	5.7





**Year-by-Year Results**  
**1973-1974 Regular Season Scores**

Record: 32-34-12 5th Place - East Division

Oct. 10	@ Toronto	4-7	L	Jan. 9	@ Atlanta	0-3	L
Oct. 13	@ Minnesota	4-3	W	Jan. 10	N.Y. Rangers	7-2	W
Oct. 14	Vancouver	1-3	L	Jan. 12	@ Pittsburgh	2-5	L
Oct. 18	Los Angeles	6-2	W	Jan. 13	St. Louis	1-0	W
Oct. 20	@ N.Y. Islanders	2-1	W	Jan. 17	@ Philadelphia	2-7	L
Oct. 21	Toronto	4-3	W	Jan. 19	@ N.Y. Islanders	2-2	T
Oct. 24	Chicago	3-1	W	Jan. 20	California	6-4	W
Oct. 25	@ Boston	4-9	L	Jan. 24	Montreal	1-4	L
Oct. 28	N.Y. Islanders	5-2	W	Jan. 27	Vancouver	2-3	L
Oct. 31	California	3-2	W	Jan. 31	@ Philadelphia	3-4	L
Nov. 4	Montreal	1-1	T	Feb. 2	@ St. Louis	1-6	L
Nov. 6	@ Vancouver	2-3	L	Feb. 3	Toronto	3-3	T
Nov. 9	@ California	3-6	L	Feb. 6	@ Los Angeles	1-5	L
Nov. 10	@ Los Angeles	5-3	W	Feb. 8	@ Vancouver	7-2	W
Nov. 14	@ Atlanta	3-1	W	Feb. 10	@ California	2-5	L
Nov. 16	@ Montreal	5-8	L	Feb. 14	Los Angeles	4-2	W
Nov. 18	California	0-2	L	Feb. 17	Detroit	2-1	W
Nov. 21	@ Atlanta	2-3	L	Feb. 20	@ Toronto	2-4	L
Nov. 22	N.Y. Rangers	6-7	L	Feb. 21	Atlanta	4-4	T
Nov. 25	Atlanta	3-4	L	Feb. 24	Boston	3-2	W
Nov. 29	Los Angeles	2-1	W	Feb. 28	Chicago	2-2	T
Dec. 1	@ Detroit	4-1	W	Mar. 2	@ Philadelphia	2-4	L
Dec. 2	Detroit	6-1	W	Mar. 3	N.Y. Islanders	4-3	W
Dec. 6	N.Y. Rangers	8-4	W	Mar. 6	@ Minnesota	4-4	T
Dec. 8	@ Boston	2-5	L	Mar. 8	@ Vancouver	4-2	W
Dec. 9	Toronto	5-2	W	Mar. 10	Philadelphia	3-4	L
Dec. 12	@ N.Y. Rangers	1-1	T	Mar. 12	@ Boston	0-4	L
Dec. 15	@ Minnesota	3-4	L	Mar. 14	Boston	3-4	L
Dec. 16	St. Louis	2-5	L	Mar. 16	@ St. Louis	2-2	T
Dec. 19	@ Chicago	2-2	T	Mar. 17	Minnesota	5-2	W
Dec. 20	Montreal	2-2	T	Mar. 20	@ Chicago	3-2	W
Dec. 22	@ Montreal	1-7	L	Mar. 23	@ N.Y. Islanders	1-1	T
Dec. 23	Pittsburgh	3-2	W	Mar. 24	@ N.Y. Rangers	3-5	L
Dec. 27	Detroit	3-1	W	Mar. 27	@ Detroit	1-3	L
Dec. 30	Philadelphia	4-5	L	Mar. 28	Chicago	2-2	T
Dec. 31	@ Detroit	6-5	W	Mar. 31	Minnesota	6-1	W
Jan. 3	Pittsburgh	6-1	W	Apr. 4	@ Pittsburgh	2-4	L
Jan. 5	@ Pittsburgh	2-5	L	Apr. 6	@ Toronto	1-3	L
Jan. 6	Vancouver	6-3	W	Apr. 7	St. Louis	5-2	W

**1973-1974 Regular Season Scoring**

#	Player	GP	G	A	PTS	+/-	PIM	PP	SH	GW	GT	S	PCT
7	Richard Martin	78	52	34	86	-22	38	0	6	3	320	16.2	
14	Rene Robert	76	21	44	65	-16	71	3	0	5	1	245	8.5
20	Don Luca	75	26	30	56	-3	44	2	3	1	2	237	10.9
8	Jim Loreutz	78	23	31	54	-19	28	12	0	4	0	145	15.8
11	Gil Perreault	55	18	23	51	-8	10	6	0	7	2	163	11.0
15	Berry Meehan	72	20	28	46	-7	17	6	0	1	1	160	12.5
10	Craig Ramsay	78	20	26	46	-17	0	1	2	3	2	154	12.9
17	Larry Carriere	77	6	24	30	-3	103	3	0	0	0	113	5.3
4	Jerry Korab (VAN) (BUF)	31	4	7	11	-21	84	3	0	0	0	75	5.3
23	Jerry Korab (VAN) (BUF)	45	6	12	18	-23	79	2	0	0	0	106	5.6
10	Craig Ramsay (TOT)	76	10	19	29	-44	137	5	0	0	0	191	5.5
17	Rick Dudley	67	13	13	26	0	71	0	0	2	1	100	13.0
21	Brian Spencer (NYI) (BUF)	54	5	16	21	-16	65	0	0	0	0	114	4.0
13	3	2	5	-3	-4	1	0	0	0	2	1	14.2	
(TOT)	67	8	18	26	-19	69	1	0	0	0	0	135	5.9
3	Mike Robitaille	71	2	18	20	-2	60	2	0	0	0	185	1.0
9	Norm Gratton	56	6	12	18	-10	16	2	0	0	0	53	11.3
19	Steve Atkinson	70	6	10	16	-1	22	0	0	1	0	109	5.5
22	Doug Bombourg	46	6	9	15	-2	27	0	0	1	0	36	15.7
18	Paul Torbenche	68	2	12	14	-3	8	0	0	0	0	42	4.7
24	Peter McNab	22	3	6	9	-3	9	0	0	0	0	24	12.5
6	Jim Schoenfeld	28	1	8	9	-9	56	0	0	0	0	49	2.0
12	Larry Mickey	13	3	4	7	+5	8	0	0	0	0	18	16.6
4	Tracy Pratt	33	0	7	7	+8	52	0	0	0	0	20	0.0
2	John Gould	30	4	2	6	-7	2	0	0	1	0	48	8.3
2	Tim Horton	55	0	6	6	+5	53	0	0	0	0	59	0.0
1	Ron Busniuk	5	0	3	3	-1	4	0	0	0	0	3	0.0
16	Real Lemieux (LA) (NYR)	20	0	0	0	0	0	0	0	0	0	2	0.0
(BUF)	11	1	1	2	0	4	0	0	0	0	0	4	25.0
(TOT)	38	1	1	2	-1	4	0	0	0	0	0	6	16.7
24	Bill Hajt	6	0	2	2	-1	0	0	0	0	0	4	0.0
24	Randy Wyrzub	5	0	1	1	-1	0	0	0	0	0	4	0.0
30	Dave Dryden	53	0	1	1	0	4	0	0	0	0	0	0.0
28	Rocky Farr	11	0	0	0	0	2	0	0	0	0	0	0.0
29	Gary Bromley	12	0	0	0	0	2	0	0	0	0	0	0.0
1	Roger Crozier	12	0	0	0	0	2	0	0	0	0	0	0.0
23	Joe Norris	18	0	0	0	-4	2	0	0	0	0	9	0.0
#	Goaltender	GP	MIN	AVG	W	L	T	EN	SO	GA	SA	PCT	
30	Dave Dryden	55	2987	2.87	23	20	8	3	1	149	1399	.894	
28	Rocky Farr	11	480	3.13	2	4	1	2	0	25	257	.803	
29	Gary Bromley	12	588	3.31	3	5	3	0	0	33	---	---	
1	Roger Crozier	12	615	3.80	4	5	0	0	0	39	---	---	
TEAM TOTALS		78	4680	3.21	32	34	12	5	1	250			

**Year-by-Year Results**  
**1974-1975 Regular Season Scores**

Record: 46-16-15 1st Place - Adams Division

Oct. 10	Boston	9-5	W	Jan. 11	@ Detroit	3-3	T
Oct. 12	@ Philadelphia	1-6	L	Jan. 12	Vancouver	5-1	W
Oct. 13	Los Angeles	1-4	L	Jan. 15	@ California	4-0	W
Oct. 17	California	6-1	W	Jan. 17	@ Vancouver	4-2	W
Oct. 19	@ Minnesota	2-1	W	Jan. 19	Kansas City	5-0	W
Oct. 20	Toronto	5-5	T	Jan. 23	Detroit	5-1	W
Oct. 24	@ Los Angeles	2-7	L	Jan. 25	@ Montreal	7-6	W
Oct. 26	@ St. Louis	2-0	W	Jan. 26	Atlanta	3-4	L
Oct. 27	Montreal	3-2	W	Jan. 30	N.Y. Rangers	6-3	W
Nov. 2	@ Toronto	6-3	W	Feb. 1	@ Philadelphia	0-6	L
Nov. 3	@ N.Y. Rangers	4-3	W	Feb. 2	Kansas City	8-1	W
Nov. 5	@ Boston	2-2	T	Feb. 4	@ Detroit	6-1	W
Nov. 6	Chicago	6-4	W	Feb. 6	N.Y. Islanders	2-2	T
Nov. 9	@ Kansas City	6-1	W	Feb. 9	Montreal	4-4	T
Nov. 10	Pittsburgh	8-3	W	Feb. 12	@ Pittsburgh	3-3	T
Nov. 13	@ Montreal	8-6	W	Feb. 13	Boston	3-1	W
Nov. 14	Minnesota	5-3	W	Feb. 16	St. Louis	4-4	T
Nov. 16	@ Boston	5-7	L	Feb. 18	@ N.Y. Islanders	3-2	W
Nov. 17	Atlanta	4-0	W	Feb. 20	Philadelphia	6-6	T
Nov. 20	Washington	7-9	W	Feb. 21	@ Washington	9-4	W
Nov. 22	@ Atlanta	4-4	T	Feb. 23	Toronto	4-1	W
Nov. 24	Montreal	6-4	W	Feb. 27	Los Angeles	5-0	W
Nov. 27	@ Chicago	3-1	W	Mar. 1	@ Detroit	2-3	L
Nov. 28	Detroit	5-2	W	Mar. 2	N.Y. Islanders	3-3	T
Nov. 30	@ Pittsburgh	5-5	T	Mar. 5	@ N.Y. Rangers	6-3	W
Dec. 1	Pittsburgh	6-3	W	Mar. 8	@ St. Louis	3-3	T
Dec. 3	@ Washington	5-3	W	Mar. 9	Pittsburgh	8-4	W
Dec. 5	Washington	9-2	W	Mar. 11	@ Los Angeles	2-2	T
Dec. 8	Minnesota	5-0	W	Mar. 12	@ California	7-2	W
Dec. 12	Vancouver	3-5	L	Mar. 14	@ Vancouver	1-5	L
Dec. 14	@ Minnesota	2-4	L	Mar. 16	@ Toronto	11-3	W
Dec. 15	California	5-5	T	Mar. 20	N.Y. Rangers	6-3	W
Dec. 18	N.Y. Islanders	3-2	W	Mar. 22	@ Kansas City	4-2	W
Dec. 22	@ Washington	4-0	W	Mar. 23	California	9-4	W
Dec. 26	Chicago	3-1	W	Mar. 26	@ Chicago	1-5	L
Dec. 27	@ N.Y. Rangers	5-9	L	Mar. 28	@ Atlanta	2-3	L
Dec. 29	Philadelphia	2-5	L	Mar. 30	Toronto	4-5	L
Jan. 3	@ California	2-2	T	Apr. 1	@ Boston	3-1	W
Jan. 5	St. Louis	4-2	W	Apr. 3	Boston	4-2	W
Jan. 9	Los Angeles	2-5	L	Apr. 5	@ Toronto	4-2	W

**1974-1975 Regular Season Scoring**

#	Player	GP	G	A	PTS	+/-	PIM	PP	SH	GW	GT	S	PCT
14	Rene Robert	74	40	80	100	+6	75	14	0	3	3	284	15.2
11	Gil Perreault	68	39	57	96	-1	36	12	0	8	2	245	15.9
7	Rick Martin	68	52	43	95	-5	72	21	0	6	2	301	17.3
20	Don Luca	80	33	43	76	-61	45	1	8	6	0	245	13.5
9	Rick Dudley	76	31	39	70	-29	116	4	0	6	0	226	13.7
8	Jim Loreutz	72	25	45	70	-17	18	6	0	6	0	140	17.8
10	Craig Ramsay	80	26	38	64	-51	26	1	7	7	1	200	13.0
18	Danny Gare	76	31	31	62	-40	75	5	0	2	2	274	11.3
17	Fred Stanfield (MIN) (BUF)	40	8	18	26	14	12	2	0	1	2	70	7.5
(TOT)	32	12	21	33	-9	4	6	0	2	1	77	16.9	
(TOT)	72	20	39	59	-5	16	8	0	3	3	104	10.8	
4	Jerry Korab	79	12	44	56	-41	104	3	2	1	0	218	5.5
16	Peter McNab	53	22	21	43	-13	8	1	0	1	2	90	24.4
21	Brian Spencer	73	12	28	41	-17	77	1	0	1	1	128	9.5
22	Jocelyn Guèvremont (VAN) (BUF)	2	0	0	0	-1	0	0	0	0	0	5	0.0
(TOT)	65	7	25	32	-32	32	4	0	0	0	1	160	4.4
(TOT)	68	7	25	32	-31	32	4	0	0	0	1	165	4.2
24	Bill Hajt	76	3	26	29	-47	68	1	0	0	0	107	2.8
6	Jim Schoenfeld	68	1	19	20	-35	194	0	0	0	0	148	0.7
23	Larry Carriere	80	1	11	12	-12	111	0	0	0	0	84	1.2
9	Norm Gratton	25	3	6	9	-2	2	1	0	0	0	16	18.0
5	Lee Fogolin	50	2	2	4	0	58	2	0	0	0	14	14.3
29	Gary Bromley	50	0										





**Year-by-Year Results**  
1976-1977 Regular Season Scores

Record: 48-24-8 2nd Place - Adams Division

Oct. 9	@ Detroit	0-4	L	Jan. 15	@ Pittsburgh	2-5	L
Oct. 10	Montreal	3-1	W	Jan. 16	Colorado	3-0	W
Oct. 13	N.Y. Islanders	3-4	L	Jan. 19	Washington	2-4	L
Oct. 16	@ Minnesota	2-1	W	Jan. 22	@ Minnesota	3-4	L
Oct. 17	Atlanta	5-6	L	Jan. 23	Cleveland	0-3	L
Oct. 20	Vancouver	4-0	W	Jan. 27	Atlanta	1-1	T
Oct. 23	@ Philadelphia	2-3	L	Jan. 29	@ Montreal	3-3	T
Oct. 24	Washington	2-1	W	Feb. 1	@ N.Y. Islanders	3-6	L
Oct. 27	Pittsburgh	4-4	T	Feb. 3	@ Colorado	6-4	W
Oct. 31	Boston	4-1	W	Feb. 5	@ St. Louis	5-6	L
Nov. 1	@ Montreal	2-3	L	Feb. 9	@ N.Y. Rangers	2-1	W
Nov. 5	@ Washington	3-2	W	Feb. 10	Boston	4-3	W
Nov. 7	Philadelphia	5-3	W	Feb. 13	Minnesota	6-2	W
Nov. 10	St. Louis	5-0	W	*Feb. 14	Toronto	7-2	W
Nov. 13	@ N.Y. Rangers	6-2	W	Feb. 16	Chicago	3-0	W
Nov. 14	Minnesota	4-4	T	Feb. 19	@ Detroit	2-1	W
Nov. 17	@ Vancouver	3-2	W	Feb. 20	@ Philadelphia	2-4	L
Nov. 20	@ Los Angeles	4-3	W	Feb. 23	@ Cleveland	5-3	W
Nov. 24	Vancouver	4-4	T	Feb. 24	Philadelphia	2-0	W
Nov. 27	@ St. Louis	2-3	L	Feb. 26	@ Toronto	6-5	W
Nov. 28	Detroit	3-1	W	Feb. 27	Los Angeles	1-5	L
Nov. 30	@ Boston	6-2	W	Mar. 2	Chicago	6-3	W
Dec. 4	@ N.Y. Islanders	0-3	L	**Mar. 3	Los Angeles	7-2	W
Dec. 5	Colorado	5-3	W	Mar. 5	@ Boston	1-3	L
Dec. 8	@ Cleveland	5-1	W	Mar. 6	Montreal	4-1	W
Dec. 9	Pittsburgh	1-2	L	Mar. 9	Detroit	6-3	W
Dec. 11	@ Los Angeles	4-2	W	Mar. 12	@ Pittsburgh	2-3	L
Dec. 14	@ Vancouver	6-3	W	Mar. 13	Toronto	6-1	W
Dec. 16	N.Y. Rangers	7-2	W	Mar. 16	@ Cleveland	6-2	W
Dec. 18	@ N.Y. Islanders	4-2	W	Mar. 17	@ Boston	2-4	L
Dec. 19	Detroit	6-1	W	Mar. 20	@ Washington	6-2	W
Dec. 22	@ Chicago	4-2	W	Mar. 22	@ Atlanta	6-3	W
Dec. 23	Toronto	4-2	W	Mar. 23	Cleveland	4-2	W
Dec. 26	Washington	5-2	W	Mar. 25	@ Colorado	2-2	T
Dec. 29	@ Atlanta	6-3	W	Mar. 26	@ Los Angeles	4-6	L
Jan. 1	@ Pittsburgh	3-6	L	Mar. 30	Boston	3-4	L
Jan. 2	N.Y. Islanders	3-3	T	Apr. 2	@ Toronto	1-1	T
Jan. 5	@ Chicago	1-2	L	Apr. 3	St. Louis	7-3	W
Jan. 6	Montreal	2-9	L				
Jan. 8	@ Toronto	4-2	W				
Jan. 9	Cleveland	7-4	W				
Jan. 13	N.Y. Rangers	7-5	W				

\* Re-scheduled from February 7  
\*\* Re-scheduled from January 30

**Year-by-Year Results**  
1977-1978 Regular Season Scores

Record: 44-19-17 2nd Place - Adams Division

Oct. 13	N.Y. Islanders	3-2	W	Jan. 14	@ Detroit	2-6	L
Oct. 15	@ Toronto	5-2	W	Jan. 19	Cleveland	9-2	W
Oct. 16	Chicago	0-2	L	Jan. 21	@ St. Louis	3-1	W
Oct. 19	@ Chicago	2-2	T	Jan. 22	@ Vancouver	2-2	T
Oct. 20	Colorado	7-5	W	Jan. 26	Minnesota	1-2	L
Oct. 23	Minnesota	4-1	W	Jan. 28	@ Pittsburgh	3-3	T
Oct. 29	@ N.Y. Islanders	2-4	L	Jan. 30	N.Y. Islanders	3-2	W
Oct. 30	@ Montreal	4-0	W	Feb. 1	@ Toronto	2-2	T
Nov. 3	@ Boston	4-1	W	Feb. 2	Boston	3-1	W
Nov. 5	@ St. Louis	3-1	W	Feb. 4	@ Minnesota	4-2	W
Nov. 6	St. Louis	7-4	W	Feb. 5	Washington	4-1	W
Nov. 9	@ N.Y. Rangers	4-8	L	Feb. 8	@ Cleveland	5-2	W
Nov. 10	@ Philadelphia	3-2	W	Feb. 9	N.Y. Rangers	2-0	W
Nov. 13	Pittsburgh	3-3	T	Feb. 13	Toronto	2-4	L
Nov. 16	@ Atlanta	6-2	W	Feb. 16	Los Angeles	5-0	W
Nov. 17	Toronto	1-2	L	Feb. 19	St. Louis	6-2	W
Nov. 19	@ Washington	7-6	W	Feb. 20	@ Montreal	2-4	L
Nov. 20	Washington	5-2	W	Feb. 23	Philadelphia	4-0	W
Nov. 23	Boston	0-2	L	Feb. 25	@ Cleveland	13-3	W
Nov. 24	@ Montreal	1-4	L	Feb. 26	Pittsburgh	4-4	T
Nov. 27	N.Y. Rangers	3-2	W	Mar. 1	@ Atlanta	4-3	W
Nov. 30	@ Chicago	3-2	W	Mar. 2	N.Y. Islanders	6-3	W
Dec. 1	Montreal	3-1	W	Mar. 4	@ Boston	3-7	L
Dec. 3	@ Pittsburgh	4-4	T	Mar. 6	Montreal	2-1	W
Dec. 4	Detroit	6-1	W	Mar. 9	Los Angeles	3-3	T
Dec. 8	Cleveland	5-2	W	Mar. 11	@ Los Angeles	2-4	L
Dec. 10	@ Minnesota	4-2	W	Mar. 12	Chicago	5-2	W
Dec. 11	Vancouver	3-0	W	Mar. 16	Philadelphia	3-1	W
Dec. 13	@ Colorado	1-4	L	Mar. 18	@ Philadelphia	2-2	T
Dec. 15	@ Los Angeles	7-3	W	Mar. 21	@ Los Angeles	6-2	W
Dec. 17	@ Vancouver	5-5	T	Mar. 24	@ Vancouver	2-2	T
Dec. 21	@ Detroit	5-3	W	Mar. 25	@ Colorado	4-3	W
Dec. 22	Pittsburgh	3-3	T	Mar. 28	@ Detroit	0-7	L
Dec. 29	Detroit	3-3	T	Mar. 30	Cleveland	3-5	L
Dec. 31	@ N.Y. Rangers	2-2	T	Apr. 1	@ Toronto	2-3	L
Jan. 1	Atlanta	2-2	T	Apr. 2	Atlanta	2-4	L
Jan. 5	Colorado	5-3	W	Apr. 4	@ Washington	3-4	L
Jan. 7	@ Washington	4-4	T	Apr. 6	@ Boston	5-2	W
Jan. 8	Boston	5-3	W	Apr. 9	Toronto	2-1	W
Jan. 11	Los Angeles	3-3	T				
Jan. 12	@ Cleveland	3-6	L				

\* Re-scheduled from January 4

**Year-by-Year Results**  
1978-1979 Regular Season Scores

Record: 36-28-16 2nd Place - Adams Division

Oct. 12	N.Y. Islanders	2-2	T	Jan. 13	@ Montreal	2-5	L
Oct. 14	@ Minnesota	5-2	W	Jan. 14	Pittsburgh	4-5	L
Oct. 15	Detroit	2-3	L	Jan. 18	@ Philadelphia	4-4	T
Oct. 18	@ Toronto	0-2	L	Jan. 20	@ Boston	2-1	W
Oct. 19	Toronto	1-0	W	Jan. 25	N.Y. Rangers	4-5	L
Oct. 22	@ Vancouver	2-3	L	Jan. 27	@ Detroit	6-3	W
Oct. 26	@ Los Angeles	0-6	L	Jan. 28	Minnesota	1-3	L
Oct. 28	@ St. Louis	7-7	T	Jan. 31	Atlanta	2-5	L
Nov. 2	@ Philadelphia	3-3	T	Feb. 3	@ Minnesota	2-1	W
Nov. 4	@ Minnesota	1-2	L	Feb. 4	St. Louis	3-1	W
Nov. 5	Minnesota	2-1	W	*Feb. 14	N.Y. Islanders	2-1	W
Nov. 9	Pittsburgh	4-4	T	Feb. 15	N.Y. Rangers	4-3	W
Nov. 11	@ Washington	2-0	W	Feb. 17	@ Pittsburgh	3-6	L
Nov. 12	Boston	4-4	T	Feb. 18	Montreal	2-5	L
Nov. 15	@ Toronto	2-2	T	Feb. 21	@ Chicago	2-3	L
Nov. 16	St. Louis	6-2	W	Feb. 22	Chicago	2-4	L
Nov. 18	@ Detroit	3-1	W	Feb. 24	@ Washington	6-4	W
Nov. 19	Minnesota	9-2	W	Feb. 26	Toronto	3-1	W
Nov. 22	Philadelphia	2-3	L	Mar. 1	Minnesota	5-5	T
Nov. 23	@ Boston	2-5	L	Mar. 3	@ N.Y. Rangers	2-2	T
Nov. 26	Colorado	4-1	W	Mar. 4	Philadelphia	1-6	L
Nov. 30	Boston	3-4	L	Mar. 6	@ N.Y. Islanders	3-2	W
Dec. 2	@ Montreal	1-0	L	Mar. 8	Los Angeles	6-4	W
Dec. 3	Montreal	1-4	L	Mar. 10	@ Atlanta	5-5	T
Dec. 7	Los Angeles	3-3	T	Mar. 11	Atlanta	9-4	W
Dec. 9	@ Washington	4-4	T	Mar. 14	@ Toronto	4-1	W
Dec. 10	Toronto	5-3	W	Mar. 15	Vancouver	4-2	W
Dec. 13	@ Chicago	6-2	W	Mar. 17	@ Philadelphia	3-5	L
Dec. 14	Chicago	3-2	W	Mar. 18	Washington	3-3	T
Dec. 16	@ Minnesota	5-2	W	Mar. 21	@ Colorado	3-2	W
Dec. 17	Vancouver	6-3	W	Mar. 23	@ Vancouver	4-3	W
Dec. 20	@ N.Y. Rangers	3-6	L	Mar. 24	@ Los Angeles	3-2	W
Dec. 21	Atlanta	5-4	W	Mar. 26	@ St. Louis	4-2	W
Dec. 23	@ Boston	4-6	L	Mar. 28	Boston	9-2	W
Dec. 27	@ Colorado	5-2	W	Mar. 31	@ N.Y. Islanders	0-2	L
Dec. 28	@ Vancouver	3-3	T	Apr. 1	Toronto	3-6	L
Dec. 31	Boston	3-7	L	Apr. 5	@ Boston	9-3	W
Jan. 4	Chicago	3-3	T	Apr. 7	@ Toronto	2-6	L
Jan. 7	Detroit	4-3	W	Apr. 8	Colorado	5-5	T
Jan. 9	@ Atlanta	3-5	L				
Jan. 11	Washington	6-2	W				

\* Re-scheduled from January 21

**1976-1977 Regular Season Scoring**

#	Player	GP	G	A	PTS	+/-	PIM	PP	SH	GW	GT	S	PCT
11	Gil Perreault	80	39	56	95	-10	30	7	2	9	0	195	20.0
14	Rene Robert	80	33	40	73	-27	46	5	0	4	1	250	13.2
20	Don Luce	80	26	43	69	-38	16	6	1	6	1	206	12.6
7	Rick Martin	66	36	29	65	-10	58	12	0	6	2	221	16.3
10	Craig Ramsay	80	20	41	61	-37	20	2	3	2	1	145	13.8
12	Andre Savard	80	25	35	60	-9	30	4	0	4	0	180	15.6
8	Jim Lorentz	79	23	33	56	+3	8	7	0	3	0	156	14.7
4	Jerry Korab	77	14	33	47	-22	120	4	0	1	1	185	7.6
22	Jocelyn Guenveomnt	80	9	29	38	-26	46	2	0	2	0	210	4.3
6	Jim Schoenfeld	65	7	25	32	-28	47	2	0	2	2	191	3.9
21	Brian Spencer	77	14	15	29	0	55	1	0	2	0	76	17.9
15	Gary McAdam	73	13	16	29	-17	17	1	0	2	0	86	15.1
18	Danny Gare	35	11	15	26	+7	73	3	0	0	0	92	12.0
24	Bill Hajt	79	6	20	26	-38	56	0	0	1	0	106	5.7
25	Terry Martin	62	11	12	23	+6	8	1	0	0	0	72	15.3
17	Fred Stanfield	79	9	14	23	-2	6	2	0	2	0	63	13.0
5	Lee Fogelin	71	3	15	18	+9	100	1	0	2	0	76	3.9
27	Joe Kowal	16	0	5	5	+3	6	0	0	0	0	6	0.0
23	Ken Breitenbach	31	0	5	5	-2	18	0	0	0	0	11	0.0
9	Jacques Richard	21	2	0	2	-3	16	0	0	0	0	20	10.0
29	Don Edwards	25	0	1	0	0	2	0	0	0	0	0	0.0
28	Alex Tidy	2	0	0	0	-1	0	0	0	0	0	5	0.0
26	Bob Sauve	4	0	0	0	0	0	0	0	0	0	0	0.0
16	Derek Smith	5	0	0	0	-1	0	0	0	0	0	0	0.0
31	Al Smith	7	0	0	0	0	0	0	0	0	0	0	0.0
30	Berry Desjardins	49	0	0	0	0	2	0	0	0	0	0	0.0
#	Goalender	GP	MIN	AVG	W	L	T	EN	SO	GA	SA	PCT	
29	Don Edwards	25	1400	2.51	18	7	2	1	2	62	504	.899	
30	Berry Desjardins	49	2871	2.63	31	12	6	1	3	126	181	.900	
28	Bob Sauve	4	184	3.55	1	2	0	0	0	11	70	.843	
31	Al Smith	7	265	4.30	0	3	0	0	0	19	114	.830	
TEAM TOTALS		80	4800	2.75	48	24	8	2	5	220	2829	.892	

**1977-1978 Regular Season Scoring**

#	Player	GP	G	A	PTS	+/-	PIM	PP	SH	GW	GT	S	PCT
11	Gil Perreault	79	41	48	89	-18	20	7	0	7	2	192	21.4
18	Danny Gare	69	39	38	77	-32	95	9	0	2	8	265	14.7





**Year-by-Year Results**  
**1979-1980 Regular Season Scores**

Record: 47-17-16 1st Place - Adams Division

Oct. 11	Washington	6-3	W	Jan. 9	N.Y. Islanders	3-2	W
Oct. 13	@ N.Y. Islanders	5-2	W	Jan. 11	@ Colorado	4-3	W
Oct. 14	Minnesota	4-5	L	Jan. 13	@ Edmonton	5-6	L
Oct. 17	Hartford	3-1	W	Jan. 16	@ Los Angeles	4-2	W
Oct. 20	@ St. Louis	2-3	L	Jan. 18	@ Vancouver	2-2	T
Oct. 21	Vancouver	3-3	T	Jan. 20	Edmonton	4-4	T
Oct. 24	Pittsburgh	7-3	W	Jan. 21	@ Atlanta	3-3	T
Oct. 25	@ Detroit	0-4	L	Jan. 24	@ Boston	3-4	L
Oct. 27	@ Quebec	3-0	W	Jan. 26	@ Montreal	7-2	W
Oct. 28	Colorado	4-2	W	Jan. 27	Los Angeles	9-1	W
Oct. 31	@ Chicago	0-0	T	Jan. 31	N.Y. Rangers	6-2	W
Nov. 3	@ Toronto	4-3	W	Feb. 2	@ N.Y. Islanders	2-3	L
Nov. 4	@ Philadelphia	1-3	L	Feb. 3	Vancouver	3-0	W
Nov. 8	Chicago	3-3	T	Feb. 7	Pittsburgh	9-0	W
Nov. 10	@ Washington	5-3	W	Feb. 9	@ St. Louis	2-3	L
Nov. 11	Colorado	3-5	L	Feb. 11	St. Louis	4-2	W
Nov. 15	Atlanta	5-1	W	Feb. 14	Boston	3-3	T
Nov. 17	@ Minnesota	4-2	W	Feb. 16	@ Detroit	4-3	W
Nov. 18	Edmonton	9-7	W	Feb. 17	Montreal	2-2	T
Nov. 21	@ Hartford	3-5	L	Feb. 19	@ Quebec	3-1	W
Nov. 24	@ Washington	6-1	W	Feb. 20	Winnipeg	4-3	W
Nov. 25	Minnesota	6-2	W	Feb. 24	@ Chicago	1-3	L
Nov. 27	@ Boston	5-2	W	Feb. 27	Philadelphia	1-1	T
Nov. 29	N.Y. Rangers	2-1	W	Feb. 29	@ Edmonton	4-2	W
Dec. 2	Washington	2-0	W	Mar. 2	@ Minnesota	2-2	T
Dec. 5	Atlanta	6-1	W	Mar. 5	@ N.Y. Rangers	2-4	L
Dec. 7	@ Colorado	5-3	W	Mar. 6	Hartford	4-3	W
Dec. 10	Detroit	4-0	W	Mar. 9	St. Louis	9-4	W
Dec. 13	Chicago	5-2	W	Mar. 12	@ Winnipeg	3-3	T
Dec. 15	@ Philadelphia	2-3	L	Mar. 15	@ Los Angeles	2-2	T
Dec. 16	Boston	1-5	L	Mar. 19	@ Vancouver	3-3	T
Dec. 19	@ Winnipeg	3-2	W	Mar. 22	@ Toronto	5-1	W
Dec. 20	Los Angeles	6-3	W	Mar. 23	N.Y. Islanders	1-1	T
Dec. 22	@ Hartford	4-2	W	Mar. 25	@ N.Y. Rangers	3-3	T
Dec. 23	Quebec	1-3	L	Mar. 27	Detroit	10-1	W
Dec. 27	Toronto	5-3	W	Mar. 30	Montreal	1-1	T
Dec. 29	@ Montreal	3-6	L	Apr. 1	@ Atlanta	5-2	W
Dec. 31	Winnipeg	6-2	W	Apr. 3	Quebec	8-3	W
Jan. 5	@ Pittsburgh	5-4	W	Apr. 5	@ Pittsburgh	9-1	W
Jan. 6	Philadelphia	2-4	L	Apr. 6	Toronto	7-3	W

**1979-1980 Regular Season Scoring**

#	Player	GP	G	A	PIS	+/-	PIM	PP	SH	GW	GT	S	PCT
11	Gil Perreault	80	40	66	106	-32	57	10	0	5	1	180	22.2
10	Danny Gare	76	56	33	89	-49	80	17	0	11	3	270	20.7
7	Rick Martin	80	45	34	79	-18	94	0	0	3	1	257	17.5
19	Derek Smith	79	24	38	63	-33	16	0	0	3	0	137	17.5
16	Ric Seiling	80	25	35	60	-30	54	5	1	2	2	155	18.1
10	Craig Ramsay	80	21	39	60	-15	18	5	4	1	1	103	20.4
8	Tony McKegney	80	23	29	52	-40	24	1	0	8	1	140	16.4
5	John Van Boxmeer	80	11	40	51	-40	55	4	0	1	2	198	5.5
20	Don Luce	80	14	29	43	-22	30	0	0	0	2	137	10.2
3	Richie Dunn	80	7	31	38	-25	58	4	0	2	0	147	4.9
6	Jim Schoenfeld	77	9	27	36	-60	72	4	0	1	2	114	7.9
9	Rick Dudley	66	11	22	33	-11	58	0	0	2	0	109	10.1
22	Lindy Ruff	63	5	14	19	-2	38	1	0	0	0	77	6.5
17	John Gould	52	9	9	18	-9	11	0	0	2	0	72	12.5
24	Bill Hajt	75	4	12	16	-36	24	0	1	0	0	63	6.3
12	Andre Savard	33	3	10	13	+4	16	0	0	2	0	36	6.3
27	Larry Playfair	79	2	10	12	-13	145	0	0	0	0	32	6.3
4	Jerry Korab	43	1	10	11	0	74	0	0	1	0	55	1.8
25	Bob Mongrain	34	4	6	10	+6	4	0	0	1	0	33	12.1
15	Rob McClanahan	13	2	5	7	-8	0	0	0	0	0	13	15.4
23	Mike Ramsay	13	1	6	7	-9	6	0	0	1	0	17	5.9
28	Bob Sauve	32	0	4	4	0	2	0	0	0	0	0	0.0
21	Dave Schultz	13	1	0	1	0	28	0	0	0	0	0	1.0
1	Don Edwards	49	0	1	1	0	8	0	0	0	0	0	0.0
#	Goaltender	GP	MIN	AVG	W	L	T	EN	SO	GA	SA	PCT	
28	Bob Sauve	32	1880	2.36	20	8	4	1	4	74	740	.890	
1	Don Edwards	49	2020	2.57	27	9	12	1	2	125	1177	.893	
TEAM TOTALS		80	4800	2.51	47	17	16	2	6	201	1917	.895	

**Year-by-Year Results**  
**1980-1981 Regular Season Scores**

Record: 39-20-21 1st Place - Adams Division

Oct. 9	@ Chicago	3-4	L	Jan. 11	Los Angeles	4-4	T
Oct. 12	Hartford	3-3	T	Jan. 14	Minnesota	1-1	T
Oct. 15	Edmonton	2-0	W	Jan. 16	Edmonton	5-5	T
Oct. 18	@ Pittsburgh	4-2	W	Jan. 18	N.Y. Rangers	4-0	W
Oct. 19	Toronto	2-4	L	Jan. 19	@ Boston	1-5	L
Oct. 22	Winnipeg	7-4	W	Jan. 21	@ Quebec	6-5	W
Oct. 25	@ Montreal	5-2	W	Jan. 24	@ Washington	7-4	W
Oct. 28	N.Y. Islanders	5-2	W	Jan. 26	@ N.Y. Islanders	5-3	W
Oct. 29	Pittsburgh	1-1	T	Jan. 28	Philadelphia	4-4	T
Nov. 1	@ Detroit	4-2	W	Jan. 31	@ Hartford	5-3	W
Nov. 2	Vancouver	4-3	W	Feb. 1	Winnipeg	4-0	W
Nov. 5	Colorado	5-3	W	Feb. 5	@ Philadelphia	4-0	W
Nov. 8	@ Washington	3-3	T	Feb. 6	Detroit	7-3	W
Nov. 9	Washington	3-3	T	Feb. 8	St. Louis	3-3	T
Nov. 12	Detroit	4-4	T	Feb. 12	Washington	6-3	W
Nov. 15	@ N.Y. Islanders	1-4	L	Feb. 14	@ Calgary	4-4	T
Nov. 16	Quebec	8-1	W	Feb. 15	@ Edmonton	2-2	T
Nov. 19	@ Chicago	2-5	L	Feb. 19	@ Montreal	2-5	L
Nov. 21	@ Winnipeg	4-2	W	Feb. 21	@ Pittsburgh	6-1	W
Nov. 23	@ Edmonton	3-6	L	Feb. 22	Montreal	2-4	L
Nov. 25	@ St. Louis	3-5	L	Feb. 25	@ N.Y. Rangers	3-6	L
Nov. 27	Calgary	6-3	W	Feb. 27	Chicago	6-1	W
Nov. 29	@ Hartford	5-2	W	Mar. 1	@ Boston	4-6	L
Nov. 30	Colorado	4-1	W	Mar. 4	Calgary	4-0	W
Dec. 3	Montreal	5-6	L	Mar. 6	Hartford	3-5	L
Dec. 6	@ Minnesota	3-3	T	Mar. 8	Philadelphia	8-4	W
Dec. 7	Pittsburgh	10-1	W	Mar. 11	@ Minnesota	1-3	L
Dec. 9	@ Colorado	4-4	T	Mar. 13	@ Vancouver	5-2	W
Dec. 11	@ Calgary	4-8	L	Mar. 14	@ Vancouver	1-2	L
Dec. 13	@ Toronto	5-4	W	Mar. 17	@ Los Angeles	3-1	W
Dec. 14	Vancouver	2-2	T	Mar. 19	Toronto	14-4	W
Dec. 20	@ Los Angeles	7-4	W	Mar. 21	@ Toronto	6-2	W
Dec. 21	@ Vancouver	3-3	T	Mar. 22	St. Louis	5-6	L
Dec. 26	Chicago	3-2	W	Mar. 25	N.Y. Rangers	4-2	W
Dec. 28	Boston	5-2	W	Mar. 27	@ Colorado	5-3	W
Dec. 31	Los Angeles	2-5	L	Mar. 28	@ St. Louis	4-7	L
Jan. 3	@ Quebec	3-3	T	Mar. 30	Boston	2-2	T
Jan. 4	Minnesota	2-2	T	Apr. 2	@ Philadelphia	2-2	T
Jan. 7	Quebec	5-1	W	Apr. 4	@ Detroit	5-4	W
Jan. 9	@ N.Y. Rangers	3-3	T	Apr. 5	N.Y. Islanders	3-7	L

**1980-1981 Regular Season Scoring**

#	Player	GP	G	A	PIS	+/-	PIM	PP	SH	GW	GT	S	PCT
10	Danny Gare	79	46	39	85	-12	109	15	0	7	2	240	18.5
12	Andre Savard	79	31	43	74	-32	63	2	2	4	1	143	20.8
8	Tony McKegney	80	37	32	69	-11	24	9	0	4	0	236	15.7
4	John Van Boxmeer	80	18	51	69	-2	69	6	1	2	2	259	2.0
19	Derek Smith	69	21	43	64	-14	12	11	0	2	0	169	12.7
10	Craig Ramsay	80	24	35	59	-39	12	1	1	3	2	110	21.8
11	Gil Perreault	56	20	39	59	-3	58	5	0	3	1	150	13.3
16	Ric Seiling	74	30	27	57	-20	80	2	1	4	2	140	21.4
3	Richie Dunn	79	7	42	49	-21	34	4	0	1	2	175	40.0
14	Alan Haworth	49	16	20	36	-6	34	4	0	1	1	72	22.2
6	Jim Schoenfeld	71	8	25	33	-28	110	3	0	0	0	101	7.9
20	Don Luce	61	15	13	26	-16	10	0	4	2	1	84	16.0
22	Lindy Ruff	65	8	18	26	-3	121	1	0	2	0	87	8.2
9	Rick Dudley	38	10	13	23	-7	10	2	0	0	0	49	20.4
7	Rick Martin	23	7	14	21	-4	20	2	0	3	1	57	12.3
24	Bill Hajt	68	2	19	21	-38	42	0	0	0	0	58	3.4
9	Gilles Hamel	51	10	9	19	-8	53	2	0	0	2	58	17.9
5	Mike Ramsay	72	3	14	17	-3	58	0	0	1	0	77	4.2
15	Rob McClanahan	53	3	12	15	-19	39	1	0	1	1	67	4.5
21	J.E. Siewe	20	5	9	14	-2	12	3	0	0	0	26	18.2
27	Larry Playfair	75	3	9	12	-4	169	0	0	1	1	54	5.6
28	Steve Patrick	30	1	7	8	-1	25	0	0	0	0	35	2.9
9	Mike Moller	5	2	2	4	-3	0	0	0	0	0	7	28.6
1	Don Edwards	45	0	2	2	0	0	0	0	0	0	0	0.0
28	Bob Sauve	35	0	1	1	0	0	0	0	0	0	0	0.0
23	Randy Conroyworth	1	0	0	0	0	2	0	0	0	0	1	0.0
25	Bob Mongrain	4	0	0	0	2	2	0	0	0	0	2	0.0
#	Goaltender	GP	MIN	AVG	W	L	T	EN	SO	GA	SA	PCT	
1	Don Edwards	45	2700	2.96	23	10	12	4	3	133	1287	.887	
28	Bob Sauve	35	2100	3.17	16	10	9	2	2	111	926	.880	
TEAM TOTALS		80	4800	3.13	39	20	21	6	5	250	2223	.888	

**Year-by-Year Results**  
**1981-1982 Regular Season Scores**

Record: 39-26-15 3rd Place - Adams Division

Oct. 7	Washington	5-3	W	Jan. 6	Detroit	5-2	W
Oct. 10	@ Montreal	0-9	L	Jan. 9	@ Hartford	3-2	W
Oct. 11	Vancouver	2-2	T	Jan. 10	Los Angeles	6-4	W
Oct. 14	Quebec	4-2	W	Jan. 13	Chicago	6-2	W
Oct. 17	@ Washington	4-2	W	Jan. 15	Toronto	8-2	W
Oct. 18	Montreal	3-3	T	Jan.			





**Year-by-Year Results**  
1982-1983 Regular Season Scores

Record: 38-29-13 3rd Place - Adams Division

Oct. 6	Quebec	4-6	L	Jan. 7	Vancouver	5-5	T
Oct. 9	@ Quebec	4-6	L	Jan. 9	Los Angeles	7-2	W
Oct. 10	Hartford	4-4	T	Jan. 12	Quebec	2-1	W
Oct. 14	@ Philadelphia	2-4	L	Jan. 14	Washington	3-2	W
Oct. 16	@ Washington	4-2	W	Jan. 15	@ Washington	4-2	W
Oct. 17	Edmonton	6-4	W	Jan. 20	@ Boston	0-4	L
Oct. 20	@ Chicago	0-4	L	Jan. 22	@ Montreal	1-4	L
Oct. 23	@ Detroit	2-6	L	Jan. 23	Winnipeg	5-2	W
Oct. 24	St. Louis	6-2	W	Jan. 26	Montreal	7-3	W
Oct. 26	@ Montreal	7-7	T	Jan. 28	Chicago	6-2	W
Oct. 30	@ Toronto	3-3	T	Jan. 29	@ Toronto	3-5	L
Oct. 31	Montreal	3-1	W	Feb. 2	Minnesota	2-2	T
Nov. 3	Boston	2-3	L	Feb. 5	@ Quebec	0-0	T
Nov. 6	@ Hartford	5-2	W	Feb. 6	Boston	1-5	L
Nov. 7	Vancouver	3-1	W	Feb. 10	@ Los Angeles	2-7	L
Nov. 10	Philadelphia	7-2	W	Feb. 12	@ Calgary	2-4	L
Nov. 13	@ Boston	2-3	L	Feb. 14	@ St. Louis	4-6	L
Nov. 14	Pittsburgh	6-6	T	Feb. 16	Boston	3-1	W
Nov. 17	@ Winnipeg	7-2	W	Feb. 18	Calgary	5-1	W
Nov. 18	@ Minnesota	1-2	L	Feb. 20	Edmonton	4-5	L
Nov. 20	@ Los Angeles	5-2	W	Feb. 21	@ New Jersey	4-4	T
Nov. 24	@ Hartford	4-2	W	Feb. 23	Philadelphia	4-2	W
Nov. 26	St. Louis	8-6	W	Feb. 25	Boston	7-6	W
Nov. 28	N.Y. Rangers	7-3	W	Feb. 27	New Jersey	6-2	W
Dec. 1	Montreal	2-2	T	Mar. 1	@ Hartford	6-5	W
Dec. 4	@ Quebec	2-3	L	Mar. 3	@ Boston	3-2	W
Dec. 5	Chicago	3-3	T	Mar. 4	Pittsburgh	10-2	W
Dec. 8	@ Pittsburgh	2-4	L	Mar. 6	Detroit	6-4	W
Dec. 11	@ Montreal	2-3	L	Mar. 8	@ Minnesota	1-5	L
Dec. 12	Hartford	1-3	L	Mar. 9	@ Winnipeg	0-6	L
Dec. 14	@ N.Y. Islanders	5-3	W	Mar. 12	@ Vancouver	3-8	L
Dec. 18	@ Boston	1-0	L	Mar. 13	@ Edmonton	2-6	L
Dec. 19	@ Quebec	5-4	W	Mar. 16	Calgary	5-3	W
Dec. 19	Quebec	3-1	W	Mar. 19	@ Montreal	6-4	W
Dec. 22	@ N.Y. Rangers	3-1	W	Mar. 20	Montreal	4-7	L
Dec. 26	Detroit	2-2	T	Mar. 23	Hartford	8-3	W
Dec. 31	N.Y. Islanders	5-1	W	Mar. 27	Quebec	6-6	T
Jan. 2	Hartford	8-4	W	Mar. 28	@ Hartford	4-5	L
Jan. 4	@ N.Y. Islanders	2-5	L	Mar. 31	@ New Jersey	9-5	W
Jan. 5	@ N.Y. Rangers	3-3	T	Apr. 3	Toronto	3-4	L

**Year-by-Year Results**  
1983-1984 Regular Season Scores

Record: 48-25-7 2nd Place - Adams Division

Oct. 5	Hartford	5-3	W	Jan. 8	Montreal	4-3	W
Oct. 8	@ Quebec	2-9	L	Jan. 11	Philadelphia	6-2	W
Oct. 9	Washington	5-2	W	Jan. 13	Edmonton	3-1	W
Oct. 12	@ Toronto	4-4	T	Jan. 14	@ Detroit	2-1	W
Oct. 15	@ Boston	3-5	L	Jan. 17	@ Vancouver	5-1	W
Oct. 16	N.Y. Islanders	2-3	L	Jan. 18	@ Los Angeles	4-0	W
Oct. 18	@ Pittsburgh	3-1	W	Jan. 21	@ St. Louis	2-1	W
Oct. 22	@ Hartford	5-2	W	Jan. 23	Washington	5-3	W
Oct. 23	Winnipeg	5-2	W	Jan. 25	Washington	2-2	T
Oct. 26	@ Detroit	5-6	L*	Jan. 27	Detroit	2-2	T
Oct. 28	Los Angeles	3-3	T	Jan. 29	Pittsburgh	7-3	W
Oct. 30	Montreal	5-4	W	Feb. 2	@ Boston	3-5	L
Nov. 2	N.Y. Rangers	3-3	T	Feb. 3	Minnesota	4-4	L
Nov. 5	@ N.Y. Islanders	0-4	L	Feb. 5	Quebec	1-2	L
Nov. 6	Quebec	1-7	L	Feb. 8	@ Pittsburgh	6-5	W*
Nov. 9	Boston	3-1	W	Feb. 9	New Jersey	9-5	W
Nov. 11	Toronto	3-1	W	Feb. 11	@ Montreal	4-3	W
Nov. 13	Calgary	11-2	W	Feb. 15	Boston	7-4	W
Nov. 16	@ Winnipeg	6-5	W*	Feb. 17	Minnesota	5-4	W*
Nov. 18	@ Edmonton	0-7	L	Feb. 19	Hartford	5-2	W
Nov. 19	@ Calgary	5-2	W	Feb. 21	@ Philadelphia	5-4	W*
Nov. 23	@ N.Y. Rangers	6-4	W	Feb. 23	@ Hartford	2-3	L
Nov. 25	Chicago	5-2	W	Feb. 25	@ Minnesota	1-5	L
Nov. 26	@ Quebec	2-3	L	Feb. 27	Boston	1-3	L
Nov. 29	@ Montreal	5-2	W	Feb. 29	@ Chicago	3-4	L
Dec. 2	St. Louis	7-6	W	Mar. 3	@ Quebec	2-4	L
Dec. 4	Montreal	6-2	W	Mar. 4	Quebec	1-1	T
Dec. 6	@ St. Louis	2-8	L	Mar. 6	@ Montreal	8-3	W
Dec. 7	@ Chicago	2-4	L	Mar. 9	Los Angeles	7-3	W
Dec. 10	@ Boston	4-2	W	Mar. 11	Hartford	4-3	W*
Dec. 11	@ Philadelphia	6-5	W	Mar. 14	@ Calgary	4-2	W
Dec. 14	New Jersey	3-3	T	Mar. 17	@ Vancouver	5-2	W
Dec. 17	@ Hartford	4-1	W	Mar. 18	@ Edmonton	3-4	L
Dec. 18	Vancouver	3-2	W	Mar. 21	Montreal	4-2	W
Dec. 21	Hartford	3-6	L	Mar. 24	@ New Jersey	6-0	W
Dec. 26	Boston	1-2	L	Mar. 25	N.Y. Islanders	3-5	L
Dec. 27	@ Montreal	7-4	W	Mar. 27	@ Hartford	1-4	L
Dec. 29	Quebec	8-5	W	Mar. 31	@ Quebec	1-4	L
Dec. 31	N.Y. Rangers	2-3	L	Apr. 1	Toronto	4-2	W
Jan. 4	Winnipeg	9-4	W				
Jan. 7	@ Washington	4-2	W				

\* overtime decision

**Year-by-Year Results**  
1984-1985 Regular Season Scores

Record: 38-28-14 3rd Place - Adams Division

Oct. 11	Montreal	4-3	W	Jan. 13	Edmonton	4-5	L
Oct. 13	@ Toronto	3-4	L*	Jan. 16	@ N.Y. Rangers	2-2	T
Oct. 14	Detroit	6-4	W	Jan. 18	Chicago	4-3	W
Oct. 17	@ Quebec	1-4	L	Jan. 19	@ Hartford	2-0	W
Oct. 19	Quebec	5-4	W	Jan. 24	@ Boston	2-5	L
Oct. 21	Minnesota	8-6	W	Jan. 25	@ Quebec	2-4	L
Oct. 25	@ Montreal	2-3	L	Jan. 27	Quebec	3-2	W
Oct. 26	@ Detroit	3-7	L	Jan. 30	Boston	6-2	W
Oct. 28	Calgary	6-2	W	Feb. 2	@ Philadelphia	6-3	W
Oct. 31	Philadelphia	3-3	T	Feb. 3	Calgary	6-1	W
Nov. 2	Hartford	8-1	W	Feb. 6	@ Minnesota	3-1	W
Nov. 3	@ Hartford	4-4	T	Feb. 9	@ Calgary	6-1	W
Nov. 7	@ Minnesota	9-6	W	Feb. 15	Montreal	3-4	L*
Nov. 9	@ Los Angeles	2-3	L	Feb. 16	@ Montreal	4-3	W
Nov. 11	@ Winnipeg	2-3	L	Feb. 18	Edmonton	4-6	L
Nov. 14	Boston	4-2	W	Feb. 22	St. Louis	1-4	L
Nov. 16	Washington	3-2	W	Feb. 24	Los Angeles	2-4	L
Nov. 17	@ Washington	2-3	L	Feb. 26	@ New Jersey	4-3	W
Nov. 21	@ N.Y. Rangers	2-3	L	Feb. 27	@ St. Louis	1-3	L
Nov. 23	Philadelphia	2-4	L	Mar. 2	@ Washington	4-0	W
Nov. 24	@ N.Y. Islanders	3-6	L	Mar. 3	N.Y. Islanders	2-3	L
Nov. 27	@ Pittsburgh	2-2	T	Mar. 5	Hartford	6-3	W
Nov. 30	Montreal	2-2	T	Mar. 8	Chicago	7-2	W
Dec. 1	@ Montreal	2-3	L	Mar. 10	@ Los Angeles	4-4	T
Dec. 5	Boston	3-3	T	Mar. 13	@ Vancouver	4-6	L
Dec. 8	@ Boston	3-1	W	Mar. 15	@ Edmonton	4-4	T
Dec. 9	Quebec	4-4	T	Mar. 17	@ Winnipeg	3-5	L
Dec. 12	@ Hartford	2-2	T	Mar. 20	Vancouver	4-5	L
Dec. 14	Detroit	4-4	T	Mar. 22	Pittsburgh	3-1	W
Dec. 16	Vancouver	2-2	T	Mar. 24	Boston	3-4	L*
Dec. 19	@ Chicago	6-3	W	Mar. 26	@ Quebec	3-4	L
Dec. 22	@ Quebec	1-3	L	Mar. 27	N.Y. Rangers**	3-2	W
Dec. 23	St. Louis	3-2	W	Mar. 30	@ Hartford	2-1	W
Dec. 26	Toronto	6-0	W	Mar. 31	Quebec	3-1	W
Dec. 28	Winnipeg	4-0	W	Apr. 2	Hartford	2-1	W
Dec. 29	@ New Jersey	2-1	W	Apr. 4	@ Boston	3-5	L
Dec. 31	New Jersey	6-4	W	Apr. 6	@ Toronto	5-2	W
Jan. 4	Pittsburgh	7-2	W	Apr. 7	Montreal	4-5	L
Jan. 5	@ N.Y. Islanders	7-3	W				
Jan. 8	Hartford	4-4	T				
Jan. 10	@ Boston	3-0	W				
Jan. 12	@ Montreal	1-1	T				

\* overtime decision

\*\* postponed from Jan. 22

**1982-1983 Regular Season Scoring**

#	Player	GP	G	A	PIS	+/-	PIM	PP	SH	GW	GT	S	PCT
11	Gil Perreault	77	30	46	76	10	34	8	2	5	0	192	15.6
8	Tony McKegney	78	36	37	73	-2	10	10	0	2	1	180	20.0
6	Phil Housley	77	19	47	66	-4	39	11	0	2	2	183	10.4
7	Dale McCourt	62	20	32	52	-12	10	3	1	3	1	117	17.1
17	Mike Foligno	66	22	25	47	-9	135	4	0	4	2	130	16.9
9	Gilles Hamel	66	22	20	42	+4	26	2	0	1	1	120	18.3
16	Ric Seiling	75	19	22	41	+2	41	6	0	2	0	127	15.0
12	Andre Savard	68	16	25	41	-11	28	9	2	2	0	122	13.1
5	Mike Ramsey	77	8	30	38	-20	55	1	1	1	0	116	6.9
29	Dave Andreychuk	43	14	23	37	-6	16	3	0	1	0	66	21.2
3	Hanno Virta	74	13	24	37	+7	18	2	2	1	0	189	7.7
20	Brent Peterson	75	13	24	37	-10	38	1	1	0	1	98	13.3
22	Lindy Ruff	60	12	17	29	-15	130	2	0	1	1	110	10.9
10	Craig Ramsay	64	11	18	29	-14	7	0	3	1	2	87	12.6
18	Paul Cyr	36	15	12	27	-6	59	5	0	2	1	65	23.1
4	John Van Boxmeer	85	6	21	27	-7	53	1	0	1	0	144	4.2
19	Sean McKenna	46	10	14	24	-4	4	1	0	1	0	69	14.5
26	Steve Patrick	56	9	13	22	+4	26	0	0	1	0	63	14.3
25	Mal Davis	24	8	12	20	-6	0	3	0	3	0	32	25.0
14	Mike Moller	49	6	12	18	+2	14	0	3	0	0	49	14.0
27	Larry Playfair	79	4	13	17	+5	100	0	0	0	0	75	5.3
24	Bill Hajt	72	3	12	15	+6	26	0	0	1	0	92	5.8
21	Dave Fenves	24	0	8	8	-10	14	0	0	0	0	20	0.0
31	J.E. Sauve	9	0	4	4	0	0	0	0	0	0	15	0.0
15	Geordie Robertson	5	1	2	3	-1	7	0	0	0	0	10	10.0
32	Gary McAdam	4	1	0	1	-4	0	0	0	0	0	3	33.3
28	Bob Sauve	54	0	1	1	0	0	0	0	0	0	0	0.0
23	Kai Suikkanen	1	0	0	0	+1	0	0	0	0	0	1	0.0
23	Ron Fischer	3	0	0	0	0	0	0	0	0	0	1	0.0
25	Jere Gillis	3	0	0	0	-6	0	0	0	0	0	3	0.0
33	Phil Myre	5	0	0	0	0	2	0	0	0	0	0	0.0
1	Jacques Cloutier	25	0	0	0	0	0	0	0	0	0	0	0.0

#	Goalender	GP	MIN	AVG	W	L	T	EN	SO	GA	SA	PCT
28	Bob Sauve	54	3110	3.45	25	20	7	3	1	179	1393	.871
1	Jacques Cloutier	25	1390	3.50	10	7	6	0	0	81	572	.858
33	Phil Myre	5	300	4.20	3	2	0	1	0	21	152	.861
<b>TEAM TOTAL</b>												





**Year-by-Year Results**  
1985-1986 Regular Season Scores

Record: 37-37-6 5th Place - Adams Division

Oct. 10	Hartford	4-5	L	Jan. 11	@ Pittsburgh	3-3	T
Oct. 12	@ Minnesota	6-2	W	Jan. 15	@ Chicago	2-4	L
Oct. 14	Detroit	6-1	W	Jan. 17	Montreal	5-4	W*
Oct. 16	@ Montreal	6-0	W	Jan. 19	@ New Jersey	6-3	W
Oct. 18	Washington	1-4	L	Jan. 22	Winnipeg	6-3	W
Oct. 19	@ Washington	2-2	T	Jan. 24	Chicago	3-5	L
Oct. 23	Montreal	4-5	L	Jan. 25	@ Quebec	3-4	L
Oct. 25	Vancouver	5-4	W	Jan. 27	@ Montreal	1-4	L
Oct. 27	Minnesota	3-2	W	Jan. 29	@ Winnipeg	3-5	L
Oct. 30	@ Calgary	2-0	L	Jan. 31	N.Y. Rangers	5-3	W
Nov. 1	@ Edmonton	2-4	L	Feb. 2	@ Boston	8-6	W
Nov. 2	@ Vancouver	2-6	L	Feb. 8	@ Hartford	4-2	W
Nov. 6	Winnipeg	7-3	W	Feb. 9	Edmonton	4-2	W
Nov. 8	St. Louis	5-4	W	Feb. 12	Philadelphia	0-4	L
Nov. 10	Calgary	5-1	W	Feb. 14	@ Calgary	3-3	T
Nov. 13	Boston	6-4	W	Feb. 16	@ Edmonton	5-7	L
Nov. 16	@ Quebec	1-3	L	Feb. 19	Hartford	4-6	L
Nov. 17	Toronto	3-5	L	Feb. 21	N.Y. Islanders	5-1	W
Nov. 19	@ Hartford	2-0	W	Feb. 23	Washington	4-1	W
Nov. 22	Quebec	7-5	W	Feb. 26	@ Pittsburgh	2-5	L
Nov. 25	Minnesota	3-4	L	Feb. 28	Quebec	2-6	L
Nov. 27	@ Detroit	1-4	L	Mar. 1	@ Quebec	8-4	W
Nov. 29	Montreal	2-5	L	Mar. 4	@ Philadelphia	6-4	W
Nov. 30	@ Toronto	2-3	L*	Mar. 5	@ Hartford	1-5	L
Dec. 4	@ St. Louis	6-3	W	Mar. 7	Hartford	2-6	L
Dec. 6	Pittsburgh	1-3	L	Mar. 9	New Jersey	4-3	W
Dec. 8	@ Boston	3-3	T	Mar. 11	@ St. Louis	2-3	L*
Dec. 10	@ Quebec	3-7	L	Mar. 12	@ Chicago	7-6	W
Dec. 13	Hartford	4-6	L	Mar. 15	@ Los Angeles	3-5	L
Dec. 15	Quebec	6-2	W	Mar. 19	@ Vancouver	4-3	W
Dec. 17	@ N.Y. Islanders	3-7	L	Mar. 21	New Jersey	3-6	L
Dec. 19	@ N.Y. Rangers	5-4	W	Mar. 23	Los Angeles	6-1	W
Dec. 21	@ Montreal	1-3	L	Mar. 27	@ Philadelphia	1-0	W
Dec. 22	Boston	5-3	W	Mar. 29	N.Y. Islanders	1-2	L
Dec. 26	N.Y. Rangers	6-1	W	Mar. 30	Boston	3-5	L
Dec. 29	N.Y. Islanders	4-3	W	Apr. 1	@ Hartford	3-5	L
Dec. 31	Boston	6-6	T	Apr. 4	Montreal	4-2	W
Jan. 2	@ Detroit	2-2	T	Apr. 5	@ Montreal	2-4	L
Jan. 4	@ Boston	0-4	L				
Jan. 5	Los Angeles	2-3	L				
Jan. 10	Toronto	9-7	W				

\* overtime decision

**Year-by-Year Results**  
1986-1987 Regular Season Scores

Record: 28-44-8 5th Place - Adams Division

Oct. 9	@ Winnipeg	2-3	L	Jan. 10	@ Los Angeles	8-5	W
Oct. 11	@ Toronto	5-5	T	Jan. 14	Montreal	3-3	T
Oct. 12	Calgary	2-4	L	Jan. 17	@ Montreal	2-4	L
Oct. 15	Montreal	0-0	T	Jan. 18	Edmonton	6-5	W*
Oct. 17	Pittsburgh	3-7	L	Jan. 20	@ Minnesota	0-5	L
Oct. 18	@ Washington	4-2	W	Jan. 23	Washington	2-3	L
Oct. 22	@ Pittsburgh	4-5	L*	Jan. 24	@ Washington	6-3	W
Oct. 24	Hartford	4-5	L	Jan. 26	@ Boston	2-6	L
Oct. 25	@ Hartford	2-3	L	Jan. 28	Philadelphia	4-7	L
Oct. 29	@ Montreal	2-5	L	Jan. 30	Quebec	3-1	W
Nov. 1	@ New Jersey	3-1	W	Feb. 1	Detroit	6-1	W
Nov. 2	@ Boston	7-1	W	Feb. 4	@ Hartford	3-1	W
Nov. 5	Boston	8-3	W	Feb. 7	@ Quebec	2-5	L
Nov. 7	Vancouver	6-7	L	Feb. 8	Chicago	7-4	W
Nov. 9	N.Y. Islanders	3-4	L	Feb. 14	@ N.Y. Islanders	5-1	W
Nov. 12	@ N.Y. Rangers	1-2	L*	Feb. 18	Boston	4-3	W
Nov. 15	@ Montreal	2-4	L	Feb. 20	@ N.Y. Rangers	6-3	W
Nov. 19	Boston	4-4	T	Feb. 22	Hartford	5-3	W
Nov. 21	Quebec	1-6	L	Feb. 24	N.Y. Rangers	3-6	L
Nov. 22	@ Quebec	1-3	L	Feb. 26	St. Louis	4-3	W
Nov. 26	@ Hartford	0-3	L	Feb. 28	@ Boston	1-5	L
Nov. 28	Boston	4-3	W	Mar. 1	Vancouver	2-4	L
Nov. 29	@ Boston	2-6	L	Mar. 3	@ Philadelphia	2-4	L
Dec. 2	Minnesota	4-5	L	Mar. 5	New Jersey	6-4	W
Dec. 5	St. Louis	5-6	L	Mar. 7	@ Quebec	5-5	T
Dec. 6	@ New Jersey	3-4	L	Mar. 8	Quebec	5-1	W
Dec. 9	@ Detroit	5-5	T	Mar. 11	@ Los Angeles	3-2	W
Dec. 10	@ Chicago	3-6	L	Mar. 13	@ Vancouver	4-6	L
Dec. 13	@ Quebec	0-7	L	Mar. 14	@ Edmonton	3-5	L
Dec. 14	Hartford	4-3	W	Mar. 17	@ Calgary	2-6	L
Dec. 17	@ Hartford	3-4	L	Mar. 20	Montreal	2-3	L
Dec. 19	Montreal	3-2	W	Mar. 22	Detroit	3-2	W
Dec. 20	@ Toronto	4-5	L*	Mar. 24	Toronto	5-6	L
Dec. 23	Philadelphia	2-1	W	Mar. 26	Los Angeles	3-5	L
Dec. 26	Pittsburgh	3-3	T	Mar. 28	@ Boston	3-6	L
Dec. 28	Calgary	1-4	L	Mar. 29	Edmonton	2-3	L
Dec. 31	Chicago	5-2	W	Apr. 2	@ St. Louis	3-5	L
Jan. 2	Quebec	3-6	L	Apr. 4	@ N.Y. Islanders	6-6	T
Jan. 4	Quebec	7-2	W	Apr. 5	Hartford	6-0	W
Jan. 7	@ Winnipeg	4-2	W				
Jan. 8	@ Minnesota	4-5	L*				

\* overtime decision

**Year-by-Year Results**  
1987-1988 Regular Season Scores

Record: 37-32-11 3rd Place - Adams Division

Oct. 8	Minnesota	2-2	T	Jan. 10	N.Y. Rangers	4-3	W
Oct. 10	@ Montreal	3-6	L	Jan. 12	@ St. Louis	4-2	W
Oct. 11	Washington	6-5	W	Jan. 14	@ Philadelphia	1-3	L
Oct. 13	@ Pittsburgh	3-8	L	Jan. 16	@ Boston	1-5	L
Oct. 16	Quebec	2-2	T	Jan. 17	N.Y. Islanders	5-2	W
Oct. 17	@ Quebec	6-3	W	Jan. 20	Boston	5-3	W
Oct. 21	Hartford	3-5	L	Jan. 22	New Jersey	7-3	W
Oct. 23	Montreal	5-3	W	Jan. 23	@ Washington	3-3	T
Oct. 24	@ Pittsburgh	3-5	L	Jan. 25	@ New Jersey	5-2	W
Oct. 28	@ Hartford	2-2	T	Jan. 27	Montreal	1-4	L
Oct. 30	Los Angeles	5-1	W	Jan. 29	N.Y. Islanders	2-5	L
Nov. 1	Chicago	5-3	W	Jan. 31	Winnipeg	4-4	T
Nov. 4	@ Los Angeles	5-4	W	Feb. 2	@ Quebec	6-3	W
Nov. 7	@ Edmonton	0-5	L	Feb. 5	Toronto	5-2	W
Nov. 9	@ Calgary	6-3	W	Feb. 6	@ N.Y. Islanders	4-6	L
Nov. 11	@ Vancouver	4-4	T	Feb. 12	@ Winnipeg	5-7	L
Nov. 13	Minnesota	4-5	L	Feb. 14	@ Chicago	3-4	L*
Nov. 15	Toronto	5-4	W	Feb. 16	@ St. Louis	3-0	W
Nov. 18	@ Hartford	1-9	L	Feb. 19	Philadelphia	4-5	L
Nov. 20	Washington	5-3	W	Feb. 21	Quebec	5-6	L
Nov. 22	Los Angeles	5-8	L	Feb. 25	St. Louis	5-2	W
Nov. 25	@ Philadelphia	2-5	L	Feb. 27	@ Hartford	4-3	W
Nov. 27	Hartford	2-4	L	Feb. 28	Winnipeg	5-3	W
Nov. 29	Edmonton	2-5	L	Mar. 1	@ Detroit	0-4	L
Dec. 3	Quebec	6-3	W	Mar. 4	N.Y. Rangers	6-3	W
Dec. 5	@ Hartford	1-2	L	Mar. 6	Boston	3-0	W
Dec. 6	Vancouver	1-5	L	Mar. 9	@ Minnesota	6-2	W
Dec. 9	@ Chicago	6-2	W	Mar. 12	@ Calgary	4-10	L
Dec. 12	@ Boston	3-3	T	Mar. 13	@ Vancouver	7-5	W
Dec. 13	Calgary	1-7	L	Mar. 15	@ Edmonton	4-6	L
Dec. 18	Montreal	2-2	T	Mar. 19	@ Boston	4-3	W
Dec. 19	@ Montreal	2-1	W	Mar. 20	Boston	2-6	L
Dec. 22	@ Boston	0-8	L	Mar. 22	@ N.Y. Rangers	3-2	W
Dec. 23	@ Detroit	5-2	W	Mar. 25	New Jersey	2-2	T
Dec. 27	Pittsburgh	3-3	T	Mar. 27	Detroit	3-5	L
Dec. 29	@ Quebec	1-5	L	Mar. 29	@ Quebec	3-1	W
Dec. 31	Boston	0-2	L	Mar. 31	Hartford	3-2	W
Jan. 2	@ Toronto	6-4	W	Apr. 2	@ Montreal	4-3	L
Jan. 3	Quebec	2-1	W	Apr. 3	Montreal	4-4	T
Jan. 6	@ Montreal	6-5	W				
Jan. 8	Hartford	3-1	W				

\* overtime decision

**1985-1986 Regular Season Scoring**

#	Player	GP	G	A	Pts	+/-	PIM	PP	SH	GW	GT	S	PCT
25	Dave Andreychuk	80	36	51	87	+3	81	12	0	3	0	225	16.0
7	Mika Foligno	79	41	39	80	-25	168	7	1	4	0	223	18.4
7	John Tucker	75	31	34	65	0	39	8	0	3	0	146	21.2
6	Phil Housley	75	15	47	62	-9	54	7	0	2	0	180	8.3
11	Gil Perreault	72	21	39	60	-10	28	5	1	3	0	164	12.8
18	Paul Cyr	71	20	31	51	-4	120	4	1	2	0	151	13.2
9	Billys Hamel	77	19	25	44	-27	61	4	3	4	0	158	12.0
15	Doug Smith (LA)	48	8	9	17	-29	56	1	1	0	0	115	7.0
15	Scott Aniel (BUF)	30	10	11	21	-2	72	3	1	3	0	72	13.9
15	Mark Napier (EDM)	76	18	20	38	-27	129	4	2	3	0	187	8.6
22	Lindy Ruff	76	20	12	32	-8	150	5	1	4	0	131	15.3
5	Mike Ramsey	54	7	21	28	-1	117	1	0	1	1	154	4.5
3	Hannu Virta	47	5	23	28	-2	16	1	0	0	0	81	6.2
23	Gates Orlando	61	13	12	25	-7	29	1	2	1	0	70	18.6
16	Ric Seiling	69	12	13	25	-5	74	0	0	0	0	85	14.1
4	Steve Dykstra	85	4	21	25	-1	108	1	1	0	0	70	5.7
28	Brian Engham (LA)	39	3	13	16	-13	61	0	0	0	0	53	5.2
30	Tom Kurvers (MTL)	40	1	4	5	-3	16	0	0	0	0	24	4.2
14	Ken Priestly	79	4	17	21	-10	77	0	0	0	0	77	5.2
12	Sean McKenna	45	6	12	18	-8	28	1	0	2	0	83	7.2
24	Bill Hajt	58	1	16	17	-17	25	0	0	0	0	42	2.4
32	Norm Lacombe	25	6	7	13	-9	13	3	0	2	0	38	15.8
26	Pat Hughes	50	4	9	13	-8	25	0	0	0	0	51	7.8
26	Phil Russell (NJ)	30	2	3	5	-17	51	0	0	0	0	22	9.1
26	Joe Reekie	12	2	3	5	-8	12	0	0	0	0	15	13.3
14	Mikael Andersson	42	4	6	10	-26	63	0	0	0	0	37	10.8
19	Bob Halkidis	33	1	9	10	0	4	0	0	0	0	13	7.7
21	Richie Dunn	37	1	9	10	-3	115	0	0	0	0	18	5.3
19	Don Lever	29	4	5	9	-5	25	4	0	0	0	55	7.3
8	Dave Fenoyes	29	7	7	14	-5	6	0	1	1	0	31	22.6
9	Jody Gage	47	0	1	1	-12	37	0	0	0	0	31	0.0
12	Tom Barrasso	7	3	2	5	-3	0	3	0	0	0	19	16.7
30	Tom Barrasso	60	0	4	4	0	28	0	0	0	0	0	0.0
15	Chris Langwin	16	2	1	3	-3	20	0	0	0	0	10	20.0
27	Larry Playfair	47	1	2	3	-8	100	0	0	0	0	35	2.9
29	Mal Davis	7	2	0	2	-1	4	2	0	0	0	5	40.0
34	Adam Craigton	20	1	1	2	-2	2	0	0	1			





**Year-by-Year Results**  
1988-1989 Regular Season Scores

Record: 38-35-7 3rd Place - Adams Division

Oct. 6	Montreal	3-2	W	Jan. 7	@ Toronto	6-1	W
Oct. 8	@ Washington	2-6	L	Jan. 12	Chicago	6-5	W
Oct. 9	@ Philadelphia	3-4	L	Jan. 14	@ Quebec	1-1	T
Oct. 12	Pittsburgh	8-5	W	Jan. 15	Calgary	3-2	W
Oct. 14	@ Quebec	5-4	W	Jan. 18	Minnesota	3-3	T
Oct. 16	Quebec	3-5	L	Jan. 21	@ Boston	6-5	W*
Oct. 18	@ Toronto	2-4	L	Jan. 22	Boston	6-4	W
Oct. 21	Montreal	5-3	W	Jan. 25	@ Detroit	6-3	W
Oct. 22	@ Montreal	3-4	L	Jan. 27	Montreal	4-2	W
Oct. 25	@ New Jersey	7-4	W	Jan. 28	@ Montreal	1-2	L
Oct. 26	Hartford	17-1	W	Jan. 31	@ Hartford	5-3	W
Oct. 29	@ Boston	3-3	T	Feb. 2	@ St. Louis	3-5	L
Oct. 30	Boston	3-3	T	Feb. 4	@ Los Angeles	3-7	L
Nov. 2	N.Y. Rangers	6-4	W	Feb. 9	@ Hartford	2-5	L
Nov. 4	@ Edmonton	3-7	L	Feb. 10	Vancouver	4-5	L
Nov. 5	@ Calgary	0-9	L	Feb. 12	St. Louis	5-2	W
Nov. 9	Calgary	3-2	W	Feb. 14	@ Pittsburgh	3-7	L
Nov. 12	@ N.Y. Islanders	3-0	W	Feb. 15	New Jersey	5-3	W
Nov. 13	Edmonton	4-5	L	Feb. 17	Pittsburgh	5-1	W
Nov. 16	@ Chicago	2-3	L	Feb. 19	Detroit	8-4	W
Nov. 19	@ Los Angeles	4-5	L	Feb. 22	N.Y. Islanders	7-5	W
Nov. 22	@ Vancouver	2-4	L	Feb. 24	Winnipeg	5-4	W
Nov. 25	Chicago	5-4	W*	Feb. 25	@ Montreal	1-6	L
Nov. 27	Philadelphia	7-3	W	Mar. 1	Los Angeles	4-5	L
Nov. 30	Quebec	6-2	W	Mar. 4	@ Quebec	2-6	L
Dec. 2	Hartford	1-6	L	Mar. 5	Quebec	2-8	L
Dec. 3	@ Montreal	2-3	L	Mar. 8	@ N.Y. Rangers	2-0	W
Dec. 6	@ Hartford	0-9	L	Mar. 11	@ Boston	6-6	T
Dec. 8	@ Boston	4-2	W	Mar. 12	Boston	3-2	W
Dec. 11	Washington	4-6	L	Mar. 16	@ Hartford	6-1	W
Dec. 14	@ Winnipeg	3-4	L	Mar. 18	@ Minnesota	0-3	L
Dec. 15	@ Minnesota	2-2	T	Mar. 19	@ Winnipeg	4-1	W
Dec. 19	Edmonton	5-5	T	Mar. 22	St. Louis	1-2	L
Dec. 21	@ N.Y. Rangers	5-2	W	Mar. 24	Vancouver	5-2	W
Dec. 23	Toronto	5-2	W	Mar. 25	@ Quebec	1-4	L
Dec. 26	Boston	2-1	W	Mar. 28	Hartford	4-2	W
Dec. 28	Detroit	4-1	W	Mar. 30	Montreal	2-4	L
Dec. 30	@ Washington	3-5	L	Apr. 1	@ N.Y. Islanders	4-3	W
Dec. 31	Philadelphia	2-3	L	Apr. 2	Quebec	4-2	W
Jan. 4	Hartford	4-5	L				
Jan. 6	@ New Jersey	4-5	L				

\* overtime decision

**Year-by-Year Results**  
1989-1990 Regular Season Scores

Record: 45-27-8 2nd Place - Adams Division

Oct. 5	Quebec	4-3	W	Jan. 6	@ Montreal	3-6	L
Oct. 7	@ Montreal	1-5	L	Jan. 7	Boston	1-2	L
Oct. 8	Minnesota	2-2	T	Jan. 11	@ Calgary	3-5	L
Oct. 11	@ Toronto	7-1	W	Jan. 13	@ Vancouver	5-3	W
Oct. 13	Hartford	4-1	W	Jan. 16	@ Los Angeles	4-2	W
Oct. 14	@ Detroit	2-6	L	Jan. 19	Washington	3-6	L
Oct. 18	@ Hartford	1-2	L	Jan. 23	@ Philadelphia	3-2	W
Oct. 20	Montreal	6-2	W	Jan. 24	@ Chicago	3-2	W
Oct. 21	@ Pittsburgh	4-2	W	Jan. 26	Chicago	2-4	L
Oct. 25	@ Minnesota	2-4	L	Jan. 28	Pittsburgh	7-2	W
Oct. 27	Toronto	6-5	W*	Jan. 30	@ Quebec	5-2	W
Oct. 29	Boston	4-3	W	Jan. 31	Quebec	6-3	W
Nov. 2	@ Montreal	4-3	W	Feb. 3	@ Montreal	0-1	L
Nov. 4	@ Boston	3-3	T	Feb. 4	N.Y. Islanders	0-1	L
Nov. 5	Los Angeles	5-3	W	Feb. 7	Montreal	3-1	W
Nov. 8	@ Hartford	6-3	W	Feb. 9	N.Y. Rangers	3-2	W
Nov. 10	Vancouver	4-2	W	Feb. 11	@ St. Louis	2-4	L
Nov. 12	Edmonton	6-5	W	Feb. 13	@ Chicago	1-4	L
Nov. 16	@ Calgary	4-4	T	Feb. 16	Montreal	5-3	W
Nov. 17	@ Edmonton	0-3	L	Feb. 18	Hartford	4-6	L
Nov. 19	@ Vancouver	2-2	T	Feb. 20	@ Winnipeg	4-3	W*
Nov. 22	N.Y. Rangers	4-1	W	Feb. 21	@ Edmonton	3-7	L
Nov. 25	@ Quebec	3-2	W	Feb. 23	Hartford	7-3	W
Nov. 26	Hartford	4-2	W	Feb. 25	Winnipeg	3-1	W
Nov. 28	@ Hartford	4-2	W	Feb. 27	@ St. Louis	1-4	L
Nov. 30	@ Boston	1-5	L	Mar. 3	@ Quebec	3-3	T
Dec. 1	New Jersey	6-4	W	Mar. 4	Quebec	5-3	W
Dec. 3	St. Louis	4-3	W	Mar. 6	@ Washington	1-1	T
Dec. 5	@ N.Y. Islanders	0-3	L	Mar. 8	@ Boston	10-4	W
Dec. 7	@ Philadelphia	3-4	L	Mar. 10	@ Hartford	5-0	W
Dec. 10	Washington	4-3	W	Mar. 14	Los Angeles	5-6	L
Dec. 13	Boston	2-4	L	Mar. 16	Toronto	3-4	L
Dec. 16	@ Boston	3-1	W	Mar. 18	Winnipeg	4-3	W*
Dec. 17	Philadelphia	4-3	W	Mar. 21	Calgary	5-4	W
Dec. 20	@ N.Y. Rangers	2-2	T	Mar. 25	New Jersey	3-4	L
Dec. 22	Montreal	2-2	T	Mar. 27	@ Detroit	6-5	W
Dec. 23	@ Quebec	6-5	W	Mar. 29	Minnesota	4-2	W
Dec. 26	Detroit	6-3	W	Mar. 31	@ Pittsburgh	3-2	W*
Dec. 28	Boston	3-4	L	Apr. 1	Quebec	5-2	W
Dec. 31	N.Y. Islanders	2-4	L				
Jan. 2	@ New Jersey	3-5	L				

\* overtime decision

**Year-by-Year Results**  
1990-1991 Regular Season Scores

Record: 31-30-19 3rd Place - Adams Division

Oct. 4	Montreal	3-3	T	Jan. 8	@ Vancouver	3-3	T
Oct. 6	@ Montreal	5-6	L	Jan. 10	@ Los Angeles	2-5	L
Oct. 10	@ Hartford	3-4	L	Jan. 12	@ Minnesota	5-3	W
Oct. 12	Quebec	2-4	L	Jan. 14	@ Toronto	9-3	W
Oct. 13	@ Quebec	4-4	T	Jan. 16	Detroit	5-3	W
Oct. 17	Montreal	3-4	L	Jan. 22	Boston	6-4	W
Oct. 19	Pittsburgh	4-4	T	Jan. 24	@ Chicago	5-4	W
Oct. 20	@ N.Y. Islanders	3-1	W	Jan. 26	@ Montreal	1-4	L
Oct. 25	@ New Jersey	1-5	L	Jan. 27	Calgary	4-5	L
Oct. 27	@ Toronto	3-1	W	Jan. 29	@ St. Louis	3-8	L
Oct. 28	Hartford	5-0	W	Jan. 31	Quebec	1-4	L
Oct. 31	Boston	3-3	T	Feb. 3	Edmonton	2-3	L
Nov. 3	@ Boston	4-1	W	Feb. 6	St. Louis	4-5	L*
Nov. 4	Calgary	2-1	W	Feb. 8	Los Angeles	4-4	T
Nov. 7	@ N.Y. Rangers	2-6	L	Feb. 10	@ Winnipeg	2-0	W
Nov. 9	Vancouver	7-1	W	Feb. 12	@ Quebec	4-4	T
Nov. 10	@ Washington	4-2	W	Feb. 13	Minnesota	6-6	T
Nov. 14	@ Los Angeles	2-4	L	Feb. 15	Montreal	2-2	T
Nov. 16	@ Edmonton	2-4	L	Feb. 17	Toronto	0-3	L
Nov. 17	@ Calgary	3-3	T	Feb. 19	@ Pittsburgh	3-6	L
Nov. 21	N.Y. Rangers	5-5	T	Feb. 23	@ Hartford	5-4	W
Nov. 22	Edmonton	3-2	W*	Feb. 24	Hartford	5-5	T
Nov. 26	@ N.Y. Rangers	0-5	L	Feb. 26	@ N.Y. Islanders	1-1	T
Nov. 28	@ Montreal	2-1	W	Feb. 28	@ Quebec	5-1	W
Dec. 1	@ Quebec	2-4	L	Mar. 2	@ Boston	7-4	W
Dec. 2	Detroit	3-3	T	Mar. 6	New Jersey	3-3	T
Dec. 6	@ Philadelphia	4-3	W	Mar. 8	Chicago	3-5	L
Dec. 7	Hartford	3-4	L	Mar. 10	Vancouver	5-7	L
Dec. 9	Boston	2-3	L	Mar. 12	@ Minnesota	2-5	L
Dec. 11	@ Detroit	3-9	L	Mar. 13	@ Winnipeg	6-2	W
Dec. 14	Pittsburgh	3-4	L	Mar. 16	@ Montreal	4-6	L
Dec. 16	St. Louis	3-5	L	Mar. 17	Hartford	6-1	W
Dec. 18	@ Hartford	4-3	W*	Mar. 20	Montreal	3-2	W*
Dec. 20	@ Boston	1-4	L	Mar. 23	@ Boston	3-6	L
Dec. 23	@ Montreal	10-3	W	Mar. 24	Philadelphia	6-2	W
Dec. 26	Boston	3-3	T	Mar. 26	@ Washington	4-2	W
Dec. 28	Chicago	5-0	W	Mar. 28	Quebec	4-4	T
Dec. 29	@ New Jersey	4-4	T	Mar. 30	@ Hartford	5-5	T
Dec. 31	Philadelphia	5-2	W	Mar. 31	Washington	5-2	W
Jan. 4	N.Y. Islanders	5-4	W				
Jan. 4	Winnipeg	4-1	W				

\* overtime decision

**1988-1989 Regular Season Scoring**

#	Player	GP	G	A	PTS	-/+	PIM	PP	SH	GW	GT	S	PCT
77	Pierre Turgeon	80	34	54	68	-3	26	19	0	5	0	102	18.7
6	Phil Housley	72	26	44	52	-6	47	5	0	3	0	178	14.6
21	Christian Huettli	67	14	46	30	-13	89	5	0	1	0	149	9.4
22	Rick Vaive (CHI)	30	12	13	25	-5	80	9	0	1	0	57	21.1
(BUF)	28	19	13	32	-7	84	7	0	3	0	0	81	23.5
(TOT)	58	31	26	57	-12	164	16	0	4	0	0	138	22.5
25	Dave Andreychuk	56	28	24	52	-1	40	7	0	3	0	145	18.3
8	Doug Bodger (PIT)	10	1	4	5	-6	7	0	0	0	0	22	4.5
(BUF)	61	7	40	47	-9	52	6	0	1	0	0	134	5.2
(TOT)	71	8	44	52	-15	59	6	0	1	0	0	156	5.3
17	Mike Foligno	75	27	42	54	-7	156	11	0	5	1	144	18.8
33	Benoit Hogue	69	14	30	44	-4	120	1	2	0	0	114	12.3
7	John Tucker	80	13	31	44	-4	31	3	0	1	0	94	13.8
23	Ray Sheppard	67	22	41	43	-7	15	7	0	4	1	147	15.0
9	Scott Arniel	80	18	23	41	-10	46	2	3	1	1	122	14.8
65	Mark Napier	66	11	17	28	-4	33	0	2	1	0	92	12.0
3	Grant Ledyard (WSH)	61	3	11	14	-4	43	1	0	1	0	81	3.7
(BUF)	13	1	5	6	-1	8	0	0	1	0	0	25	4.0
(TOT)	74	4	16	20	-2	51	1	0	2	0	0	106	3.8
19	Jeff Parker	57	9	18	27	3	82	0	0	2	0	78	11.5
28	Kevin Maguire	60	8	10	18	-9	241	0	2	0	0	35	22.9
4	Uwe Krupp	70	5	13	18	0	55	0	1	0	0	51	9.8
20	Mike Hartman	70	8	9	17	-8	316	1	0	0	0	91	8.8
28	Adam Craighton	24	7	10	17	-5	44	3	0	1	0	42	16.7
32	Lindy Huff	63	6	11	17	17	86	0	0	0	0	69	8.7
5	Mike Ramsey	56	2	14	16	-5	84	0	1	0	0	63	3.2
3	Calie Johansson	47	2	11	13	-7	33	0	0	1	0	53	3.8
37	Shawn Anderson	33	2	10	12	-3	18	2	0	0	0	26	7.7
16	Mike Donnelly	22	4	6	10	-1	10	0	0	0	0	25	16.0
27	Larry Playfair (LA)	6	0	3	3	-3	116	0	0	0	0	4	0.0
(BUF)	42	0	3	3	0	10	0	0	0	0	0	6	0.0
(TOT)	48	0	6	6	-7	126	0	0	0	0	0	10	0.0
55	Joe Roekie	15	1	3	4	+6	26	1	0	0	0	14	7.1
31	Daren Puppa	37	0	4	4	---	12	0	0	0	0	0	0.0
30	Tom Barrasso	10	0	3	3	---	21	0	0	0	0	0	0.0
56	Ken Priestley	15	2	0	2	-8	2	0	0	0	0	20	10.0
32	Scott Metcalfe	9	1	1	2	-1	13	0					





**Year-by-Year Results**  
1991-1992 Regular Season Scores

Record: 31-37-12 3rd Place - Adams Division

Oct. 4	Pittsburgh	4-5	L	Jan. 10	Edmonton	8-2	W
Oct. 5	@ Washington	1-3	L	Jan. 12	N.Y. Rangers	6-3	W
Oct. 9	Boston	4-4	T	Jan. 14	@ N.Y. Rangers	2-6	L
Oct. 12	@ Quebec	5-4	W	Jan. 15	@ New Jersey	8-0	T
Oct. 13	Vancouver	1-3	L	Jan. 21	@ St. Louis	4-5	L
Oct. 16	@ Montreal	1-5	L	Jan. 23	@ Pittsburgh	5-4	W*
Oct. 18	Montreal	3-1	W	Jan. 25	@ Montreal	4-3	W
Oct. 19	@ Hartford	1-4	L	Jan. 26	Winnipeg	5-2	W
Oct. 25	San Jose	3-1	W	Jan. 29	@ Detroit	4-4	T
Oct. 27	Hartford	5-1	W	Jan. 31	Montreal	5-3	W
Oct. 30	@ Detroit	1-3	L	Feb. 1	@ Boston	2-2	T
Nov. 1	Montreal	1-5	L	Feb. 4	Washington	7-3	W
Nov. 2	@ Montreal	0-5	L	Feb. 7	Minnesota	0-2	L
Nov. 7	@ Philadelphia	2-5	L	Feb. 9	Los Angeles	4-5	L
Nov. 8	Philadelphia	4-3	W*	Feb. 11	@ Hartford	1-5	L
Nov. 12	@ San Jose	7-1	W	Feb. 12	Detroit	4-9	L
Nov. 14	@ Los Angeles	2-2	T	Feb. 14	San Jose	7-6	W
Nov. 16	@ Calgary	5-4	W	Feb. 18	Hartford	5-4	W
Nov. 20	Boston	3-1	W	Feb. 19	@ Vancouver	5-6	L
Nov. 22	Chicago	2-0	W	Feb. 23	@ Edmonton	2-5	L
Nov. 23	@ Boston	4-7	L	Feb. 25	@ Calgary	5-3	W
Nov. 27	Quebec	4-4	T	Feb. 29	@ Pittsburgh	2-5	L
Nov. 29	N.Y. Rangers	4-5	L*	Mar. 1	Chicago	1-3	L
Nov. 30	@ Quebec	3-4	L	Mar. 3	@ Quebec	4-4	T
Dec. 4	@ Winnipeg	4-5	L	Mar. 6	New Jersey	5-4	W
Dec. 7	@ Hartford	6-6	T	Mar. 8	N.Y. Islanders	2-6	L
Dec. 8	Calgary	2-4	L	Mar. 11	Boston	6-3	W
Dec. 11	St. Louis	3-6	L	Mar. 14	@ N.Y. Islanders	1-4	L
Dec. 13	Hartford	4-0	L	Mar. 15	Quebec	6-4	W
Dec. 14	@ Montreal	2-4	L	Mar. 17	@ Minnesota	1-3	L
Dec. 18	Washington	2-2	T	Mar. 19	@ Los Angeles	8-2	W
Dec. 20	Edmonton	4-4	T	Mar. 22	@ Chicago	6-2	W
Dec. 21	@ Toronto	4-1	W	Mar. 25	Toronto	6-2	W
Dec. 23	@ Hartford	3-4	L	Mar. 28	@ Boston	3-4	L*
Dec. 27	Boston	8-1	W	Mar. 29	Hartford	2-2	T
Dec. 28	@ New Jersey	0-3	L	Mar. 31	@ Minnesota	3-5	L
Dec. 31	St. Louis	4-3	W	Apr. 12	Montreal	3-1	W
Jan. 3	N.Y. Islanders	5-2	W	Apr. 14	@ Quebec	3-7	L
Jan. 4	@ Boston	2-4	L	Apr. 15	Quebec	3-4	L
Jan. 7	@ Philadelphia	5-5	T				
Jan. 8	Quebec	4-2	W				

\* overtime decision

**1991-1992 Regular Season Scoring**

#	Player	GP	G	A	PTS	-/+	PIM	PP	SH	GW	BT	S	PCT
77	Dale Hawerchuk	77	23	75	98	-22	27	13	0	4	0	242	9.5
16	Pat Lafontaine	57	46	47	93	-10	30	23	0	5	1	203	22.2
25	Dave Andreychuk	80	41	50	91	-9	71	28	0	2	2	337	12.2
89	Alexander Mogilny	87	39	45	84	-7	73	15	0	2	0	236	18.5
8	Donald Audette	63	3	17	48	-1	75	5	0	6	1	153	20.3
9	Doug Bodger	73	11	35	46	-1	108	4	0	1	0	180	6.3
15	Randy Wood (NY)	8	2	2	4	3	21	0	0	0	0	30	6.7
	(BUF)	70	20	16	36	-9	85	7	1	3	0	185	10.8
	(TOT)	78	22	18	40	-12	86	7	1	3	0	215	10.2
19	Tony Tanti	70	15	16	31	-4	100	6	1	0	1	113	11.3
7	Petr Svoboda (MTL)	58	5	16	21	-8	94	1	0	3	0	88	5.7
	(BUF)	13	1	6	7	-8	52	0	0	0	0	23	4.3
	(TOT)	71	6	22	28	-1	146	1	0	3	0	111	5.4
18	Wayne Presley (S.J.)	47	8	14	22	-28	76	3	0	0	0	114	7.0
	(BUF)	12	2	4	-2	57	0	1	0	1	0	21	8.5
	(TOT)	59	10	18	20	-27	133	3	0	1	0	135	7.4
21	Christian Ruutu	70	4	21	27	7	76	0	2	1	0	108	3.7
7	Kevin Haller	58	6	15	21	-13	75	2	0	1	0	76	7.9
3	Grant Ledyard	50	5	16	21	-4	45	0	0	0	0	87	5.7
41	Ken Sutton	64	2	18	20	-5	71	0	0	0	0	91	2.5
18	Dave Snuggard	55	3	15	18	-3	36	0	0	0	0	75	4.0
27	Brad May	69	11	6	17	-12	209	1	0	3	0	82	13.4
	(BUF)	6	3	14	17	-8	67	0	1	0	1	55	5.5
	(TOT)	75	14	30	34	-20	276	1	1	3	1	137	11.2
24	Colin Patterson	52	4	8	12	-4	30	0	2	0	0	33	12.1
	(NYR)	43	2	7	9	-15	76	0	0	1	0	44	4.5
	(BUF)	13	1	2	3	-1	59	0	0	0	0	19	5.3
	(TOT)	56	3	9	12	-14	137	0	1	0	0	63	4.8
24	Jay Wells	41	2	9	11	-3	157	0	0	0	0	25	7.7
14	Dave Hannan (TOR)	35	2	2	4	-10	16	0	1	0	0	24	8.3
	(BUF)	12	2	4	6	-1	48	0	2	0	1	9	25.0
	(TOT)	47	4	6	10	-9	64	0	3	0	1	32	12.5
32	Rob Ray	63	5	3	8	-9	354	0	0	0	0	29	17.2
27	Pierre Turgeon	8	2	6	8	-1	4	0	0	0	0	14	14.3
29	Bob Corkum	20	2	4	6	-9	21	0	0	0	0	23	8.7
34	Gord Donnelly (WPG)	4	0	0	0	-5	11	0	0	0	0	5	0.0
	(BUF)	67	2	3	5	-7	395	0	0	1	0	25	8.0
	(TOT)	71	2	3	5	-12	316	0	0	1	0	30	6.7
44	Brad Miller	42	1	4	5	-192	0	0	0	0	0	30	3.3
22	Rick Vairo	21	1	2	3	-2	14	0	0	0	0	25	4.0
28	Keith Carney	8	2	1	3	-2	18	1	0	0	0	17	5.9
4	Dave Krupp	8	2	0	2	0	6	0	0	0	0	13	15.4
35	Tom Draper*	26	0	2	2	0	2	0	0	0	0	0	0.0
47	Bill Holdier	10	1	0	1	-2	8	0	0	0	0	18	5.8
16	Darrin Shannon	1	0	1	1	-1	0	0	0	0	0	2	0.0
33	Benoit Hogue	3	0	1	1	0	0	0	0	0	0	6	0.0
14	Jody Gage	8	0	1	1	-1	2	0	0	0	0	9	0.0
23	Randy Hillier (NY)	8	0	0	0	-3	11	0	0	0	0	5	0.0
	(BUF)	28	0	1	1	-14	48	0	0	0	0	18	0.0
	(TOT)	36	0	1	1	-17	59	0	0	0	0	23	0.0
37	Tom Franceschetti	1	0	0	0	0	0	0	0	0	0	0	0.0
1	Dave Littman*	1	0	0	0	0	0	0	0	0	0	0	0.0
12	Peter Ciavaglia*	2	0	0	0	-1	0	0	0	0	0	1	0.0
35	Darcy Lewson	2	0	0	0	0	2	0	0	0	0	1	0.0
39	Brian Curran	3	0	0	0	0	14	0	0	0	0	1	0.0
20	Dave McLivain	5	0	0	0	-3	2	0	0	0	0	5	0.0
30	Clint Malarchuk	29	0	0	0	-6	6	0	0	0	0	0	0.0
31	Daren Poppa	33	0	0	0	-2	0	0	0	0	0	0	0.0

#	Goalender	GP	MIN	AVG	W	L	T	EN	SO	GA	SA	PCT
26	Tom Draper	26	1403	3.21	10	9	5	2	1	75	712	.895
30	Clint Malarchuk	29	1639	3.73	10	13	4	1	0	102	903	.887
31	Daren Poppa	33	1757	3.89	11	14	3	1	0	114	832	.878
1	Dave Littman*	1	60	4.00	0	1	0	0	0	4	29	.862
	TEAM TOTALS	80	4869	3.59	31	37	12	4	1	239	2500	.884

\* rookie

**Year-by-Year Results**  
1992-1993 Regular Season Scores

Record: 38-36-10 4th Place - Adams Division

Oct. 8	Quebec	4-5	L	Jan. 17	@ Edmonton	2-3	L*
Oct. 10	@ Hartford	5-2	W	Jan. 19	@ Calgary	3-2	W*
Oct. 11	Montreal	8-2	W	Jan. 22	Quebec	6-2	W
Oct. 13	@ Pittsburgh	5-6	L	Jan. 23	@ Quebec	3-4	L
Oct. 16	Tampa Bay	5-4	W*	Jan. 26	@ Philadelphia	4-3	W*
Oct. 17	@ Washington	4-6	L	Jan. 27	Washington	4-3	W
Oct. 21	Chicago	4-1	W	Jan. 29	N.Y. Rangers	6-4	W
Oct. 23	San Jose	5-4	W	Jan. 31	Edmonton	4-5	L*
Oct. 28	@ Toronto	4-4	T	Feb. 3	Hartford	3-2	W
Oct. 30	Ottawa	12-3	W	Feb. 8	@ Ottawa	2-4	L
Oct. 31	@ Ottawa	2-2	T	Feb. 10	@ Winnipeg	6-2	W
Nov. 2	@ N.Y. Rangers	6-7	L*	Feb. 12	Vancouver	1-3	L
Nov. 5	@ San Jose	5-7	L	Feb. 14	Pittsburgh	7-4	W
Nov. 7	@ Los Angeles	2-5	L	Feb. 17	@ Hartford	5-3	W
Nov. 11	Boston	7-2	W	Feb. 19	@ New Jersey	3-3	T
Nov. 13	Hartford	8-2	W	Feb. 24	Detroit	10-7	W
Nov. 14	@ N.Y. Islanders	5-7	L	Feb. 26	Montreal	4-6	L
Nov. 17	@ Pittsburgh	2-4	L	Feb. 27	@ Montreal	4-8	L
Nov. 18	@ New Jersey #2-3	2-3	L	Mar. 1	Vancouver #	2-5	L
Nov. 21	Minnesota	3-4	L	Mar. 3	@ N.Y. Rangers	2-2	T
Nov. 22	@ Philadelphia	4-4	T	Mar. 5	Hartford	2-4	L
Nov. 25	Quebec	1-1	T	Mar. 7	Winnipeg	2-1	W
Nov. 27	Ottawa	4-1	W	Mar. 10	@ Quebec	7-4	W
Nov. 29	@ Ottawa	5-2	W	Mar. 13	@ Hartford	3-3	T
Nov. 30	@ Montreal	0-3	L	Mar. 15	@ Los Angeles**	2-4	L
Dec. 4	N.Y. Islanders	5-5	T	Mar. 16	St. Louis	2-2	T
Dec. 6	New Jersey	3-7	L	Mar. 20	@ Tampa Bay	3-1	W
Dec. 7	@ Quebec	3-4	L	Mar. 22	@ Montreal	8-3	W
Dec. 9	Boston	5-2	W	Mar. 24	Boston	0-2	L
Dec. 11	Hartford	9-3	W	Mar. 25	@ Chicago	6-4	W
Dec. 12	@ Hartford	1-1	T	Mar. 28	Ottawa	3-1	W
Dec. 15	@ Boston	3-2	W	Mar. 30	@ Washington	1-4	L
Dec. 19	@ Montreal	2-4	L	Mar. 31	New Jersey	5-2	W
Dec. 20	Toronto	5-4	W	Apr. 3	@ Boston	2-3	L
Dec. 23	Washington	4-1	W	Apr. 4	Boston	0-3	L
Dec. 27	Pittsburgh	2-4	L	Apr. 6	@ Minnesota	1-3	L
Dec. 31	N.Y. Rangers	11-6	W	Apr. 10	@ Detroit	5-6	L
Jan. 2	@ Ottawa	7-2	W	Apr. 11	Quebec	1-3	L
Jan. 3	St. Louis	6-5	W*	Apr. 13	Montreal	2-3	L*
Jan. 6	@ Hartford	3-1	W	Apr. 1			





Year-by-Year Results

1994-1995 Regular Season Scores

Record: 37-37-6 5th Place - Northeast Division

Jan. 20 @ N.Y. Rangers 2-1 W	Mar. 19 Tampa Bay 1-6 L
Jan. 22 @ Tampa Bay 5-2 W	Mar. 21 Pittsburgh 2-3 L
Jan. 25 New Jersey 2-1 W	Mar. 24 Florida 3-0 W
Jan. 27 Quebec 3-7 L	Mar. 26 @ Philadelphia 1-3 L
Jan. 28 @ Ottawa 2-2 T	Mar. 28 Quebec 5-3 W
Jan. 31 @ New Jersey 1-2 L	Mar. 30 Ottawa 7-0 W
Feb. 2 @ Washington 1-0 W	Apr. 1 @ N.Y. Islanders 5-1 W
Feb. 4 @ Philadelphia 2-4 L	Apr. 4 Hartford 6-3 W
Feb. 5 Tampa Bay 2-1 W	Apr. 6 @ Boston 1-1 T
Feb. 7 Washington 2-1 W	Apr. 8 @ Hartford 2-4 L
Feb. 11 @ N.Y. Islanders 1-2 L	Apr. 9 Boston 5-6 L
Feb. 12 Boston 1-2 L	Apr. 12 @ N.Y. Rangers 1-3 L
Feb. 15 N.Y. Rangers 1-2 L	Apr. 14 @ Quebec 2-5 L
Feb. 19 @ Pittsburgh 3-3 T	Apr. 16 Ottawa 2-1 W
Feb. 22 @ Hartford 3-3 T	Apr. 18 Hartford 1-2 L
Feb. 25 @ Hartford 3-1 W	Apr. 19 @ Boston 1-4 L
Feb. 26 N.Y. Rangers 2-4 L	Apr. 23 Philadelphia 4-2 W
Mar. 2 Pittsburgh 6-3 W	Apr. 24 @ Tampa Bay 3-1 W
Mar. 4 @ Quebec 1-1 T	Apr. 26 Florida 5-0 W
Mar. 5 Montreal 4-1 W	Apr. 28 @ Washington 1-5 L
Mar. 8 @ Montreal 2-2 T	Apr. 29 @ Montreal 3-3 T
Mar. 11 @ Pittsburgh 2-6 L	May 1 Montreal 2-0 W
Mar. 14 @ Florida 2-1 W*	May 3 New Jersey 5-4 W
Mar. 16 N.Y. Islanders 6-3 W	
Mar. 18 @ Ottawa 3-4 L*	

\* overtime decision

1994-1995 Regular Season Scoring

#	Player	GP	G	A	PIS	-/+	PIM	PP	SH	GW	GT	S	PCT
89	Alexander Mogilya	44	19	28	47	0	36	12	0	2	1	148	12.8
28	Donald Audette	46	24	13	37	3	27	13	0	7	0	124	18.4
3	Garry Galley (PH) (BUF)	33	2	20	22	0	20	1	0	0	0	66	3.0
	(TOT)	14	1	9	10	+4	10	1	0	0	0	31	3.2
	(TOT)	47	3	29	32	+4	30	2	0	0	0	97	3.1
16	Pet LaFontaine	22	12	15	27	-2	4	6	1	3	1	54	22.2
13	Yuri Khmylov	48	8	17	25	-6	14	2	1	1	0	71	11.3
26	Derek Plante	47	3	19	22	-4	12	2	0	0	0	84	3.2
8	Doug Bodger	44	3	17	20	-3	47	2	0	0	0	97	3.4
18	Wayne Primeau	46	14	5	19	-5	41	0	5	2	0	90	15.6
10	Dale Hawerchuk	23	5	11	16	-2	2	2	0	2	0	56	8.9
14	Dave Hannan	42	4	12	16	-3	32	2	0	2	0	36	11.1
44	Alexei Zhitnik (LA) (BUF)	11	2	5	7	-3	27	2	0	0	0	33	6.1
	(TOT)	32	4	10	14	-6	61	3	0	0	0	66	6.3
43	Jason Dawe	42	7	4	11	-6	19	0	1	2	0	51	13.7
17	Craig Simpson	24	4	7	11	-5	26	1	0	0	1	20	20.0
42	Richard Smehlik	39	4	7	11	-5	46	0	1	1	0	49	8.2
28	Scott Pearson (EDM) (BUF)	14	2	1	3	-3	20	0	0	0	0	19	10.5
	(TOT)	42	3	5	8	-14	74	0	0	0	0	40	7.5
22	Charlie Huddy (LA) (BUF)	9	0	1	1	-6	6	0	0	0	0	11	0.0
	(TOT)	32	2	4	6	-1	36	1	0	0	0	40	5.0
27	Brad May	41	2	5	7	-4	42	1	0	0	0	51	3.9
25	Craig Muni	33	3	3	6	-5	87	1	0	0	0	42	7.1
4	Philippe Boucher	40	0	6	6	-4	36	0	0	0	0	32	0.0
7	Petr Svoboda	9	1	4	5	-6	0	0	0	0	0	15	6.7
33	Mark Astley*	26	0	5	5	-6	0	0	0	0	0	22	0.0
41	Kon Saiton	14	2	1	3	-2	12	0	0	0	0	21	8.5
6	Doug Houda	12	1	2	3	-2	30	0	0	1	0	12	8.3
18	Brian Holzinger*	28	1	2	3	-1	68	0	0	0	0	21	4.8
32	Rob Ray	4	0	3	3	+2	0	0	0	0	0	3	0.0
37	Curtis Brown*	47	0	3	3	-4	173	0	0	0	0	7	0.0
34	Matthew Barnaby	1	1	1	2	+2	2	0	0	0	0	4	25.0
9	Viktor Gordiounk* (BUF)	23	1	0	2	-2	116	0	0	0	0	27	3.7
	(TOT)	10	0	2	2	-3	0	0	0	0	0	10	0.0
12	Wayne Primeau*	1	1	0	1	-2	0	0	0	1	0	2	50.0
76	Peter Ambraziak*	12	0	1	1	-1	0	0	0	0	0	3	0.0
44	Doug Macdonald*	2	0	0	0	-1	0	0	0	0	0	0	0.0
29	Denis Szyuruv*	4	0	0	0	-1	4	0	0	0	0	4	0.0
3	Dean Melanson*	5	0	0	0	-1	4	0	0	0	0	1	0.0
31	Grant Fuhr	3	0	0	0	0	0	0	0	0	0	0	0.0
35	Robb Stauber (LA) (BUF)	1	0	0	0	0	0	0	0	0	0	0	0.0
	(TOT)	7	0	0	0	0	0	0	0	0	0	0	0.0
39	Dominik Hasek	41	0	0	0	0	2	0	0	0	0	0	0.0

1994-1995 season was shortened due to a lock out year.

#	Goalender	GP	MIN	AVG	W	L	T	EN	SO	GA	SA	PCT
39	Dominik Hasek	41	2416	2.11	19	14	7	2	5	85	1221	.930
35	Robb Stauber	6	317	3.79	2	3	0	0	0	20	150	.867
31	Grant Fuhr	3	180	4.00	1	2	0	0	0	12	85	.859
	TEAM TOTALS	48	2820	2.45	22	19	7	2	5	119	1458	.918

Year-by-Year Results

1995-1996 Regular Season Scores

Record: 28-44-8 5th Place - Northeast Division

Oct. 7 @ Ottawa 3-1 W	Jan. 13 @ Edmonton 4-5 L*
Oct. 9 @ Boston 3-5 L	Jan. 17 Pittsburgh 0-1 L
Oct. 13 Anaheim 1-4 L	Jan. 24 Hartford 4-2 W
Oct. 15 @ New Jersey 3-4 L	Jan. 26 @ Washington 0-1 L
Oct. 18 Edmonton 4-1 W	Jan. 27 @ Florida 3-6 L
Oct. 20 N.Y. Rangers 1-3 L	Jan. 30 @ N.Y. Islanders 4-5 L*
Oct. 22 St. Louis 5-2 W	Jan. 31 Florida 6-1 W
Oct. 24 @ Dallas 0-3 L	Feb. 3 @ Boston 2-4 L
Oct. 27 @ Colorado 4-5 L	Feb. 4 Tampa Bay 2-5 L
Oct. 29 @ Chicago 3-6 L	Feb. 7 Boston 2-1 W*
Nov. 1 Detroit 2-1 W	Feb. 8 @ Philadelphia 2-1 W
Nov. 3 Pittsburgh 3-3 T	Feb. 10 @ Toronto 2-2 T
Nov. 5 Winnipeg 3-4 L	Feb. 14 Los Angeles 2-2 T
Nov. 8 San Jose 7-2 W	Feb. 16 New Jersey 2-2 T
Nov. 11 @ Florida 1-4 L	Feb. 17 @ Hartford 1-2 L*
Nov. 12 @ Tampa Bay 6-4 W	Feb. 21 Pittsburgh 6-3 W
Nov. 15 Dallas 2-1 W	Feb. 23 Philadelphia 7-2 W
Nov. 18 @ New Jersey 5-4 W	Feb. 25 Florida 6-1 W
Nov. 19 Ottawa 6-0 W	Feb. 28 @ Ottawa 3-2 W*
Nov. 24 N.Y. Islanders 1-1 T	Mar. 1 @ N.Y. Rangers 3-3 T
Nov. 25 @ Pittsburgh 3-5 L	Mar. 3 Vancouver 0-3 L
Nov. 27 @ St. Louis 2-0 W	Mar. 6 @ Vancouver 2-5 L
Nov. 29 @ N.Y. Rangers 3-5 L	Mar. 8 @ Anaheim 2-3 L*
Dec. 1 Hartford 2-1 W	Mar. 10 @ San Jose 4-6 L
Dec. 2 @ Boston 4-6 L	Mar. 13 @ Los Angeles 6-2 W
Dec. 7 @ Philadelphia 3-7 L	Mar. 15 Calgary 1-3 L
Dec. 8 Washington 2-2 T	Mar. 16 @ Hartford 1-2 L
Dec. 11 Tampa Bay 1-6 L	Mar. 18 @ Montreal 2-3 L
Dec. 13 Colorado 4-3 W	Mar. 22 Montreal 1-4 L
Dec. 15 N.Y. Rangers 5-4 W	Mar. 23 @ Pittsburgh 7-5 W
Dec. 16 @ New Jersey 3-2 W	Mar. 27 @ Detroit 2-4 L
Dec. 20 Montreal 2-1 W	Mar. 29 Philadelphia 5-6 L*
Dec. 22 Boston 2-3 L*	Mar. 31 Boston 5-6 L
Dec. 23 @ Ottawa 4-2 W	Apr. 1 @ Montreal 6-4 W
Dec. 26 @ Pittsburgh 3-6 L	Apr. 3 Washington 1-5 L
Dec. 27 Ottawa 3-4 L	Apr. 5 @ Tampa Bay 4-3 W
Dec. 29 Chicago 2-5 L	Apr. 6 @ N.Y. Islanders 0-3 L
Dec. 31 N.Y. Islanders 2-5 L	Apr. 10 Ottawa 5-2 W
Jan. 5 Toronto 3-1 W	Apr. 13 @ Washington 3-2 W
Jan. 6 @ Montreal 7-6 W	Apr. 14 Hartford 4-1 W
Jan. 10 @ Winnipeg 1-4 L	
Jan. 12 @ Calgary 1-3 L	

\* overtime decision

1995-1996 Regular Season Scoring

#	Player	GP	G	A	PIS	-/+	PIM	PP	SH	GW	GT	S	PCT
16	Pet LaFontaine	76	40	51	91	-8	36	15	3	7	1	224	17.9
12	Randy Burridge	74	25	39	50	0	30	6	0	3	0	154	16.2
26	Derek Plante	76	23	33	56	-4	28	4	0	5	0	203	11.3
3	Garry Galley	70	10	44	54	-2	81	7	1	2	0	175	5.7
43	Jason Dawe	67	25	25	50	8	33	8	1	0	2	230	19.2
10	Brad May	79	15	29	44	-6	295	3	0	4	0	168	8.0
44	Alexei Zhitnik	80	6	30	36	-5	5	0	0	0	0	193	3.1
36	Matthew Barnaby	73	15	16	31	-2	335	0	0	0	0	131	11.5
27	Michael Peca	68	11	20	31	-1	67	4	3	1	0	109	10.1
13	Yuri Khmylov	66	8	20	28	-10	40	5	1	1	1	123	6.5
28	Donald Audette	22	12	13	25	0	18	0	0	1	0	92	13.0
19	Brian Holzinger	59	10	20	21	-37	5	0	1	0	1	71	14.1
21	Mark Astley	60	2	16	20	-12	80	0	0	0	0	80	2.5
8	Darryl Shannon (WPG) (BUF)	48	2	7	9	-5	72	0	0	0	0	34	5.9
	(TOT)	26	2	6	8	-10	20	0	0	0	0	25	8.0
	(TOT)	74	4	13	17	-15	92	0	0	0	0	59	6.8
41	Dave Hannan	57	6	10	16	-2	30	1	1	2	0	40	15.0
17	Brent Hughes	78	5	10	15	-9	148	0	0	0	0	56	8.9
34	Mike Wilson*	58	4	8	12	-13	41	1	0	1	0	52	7.7
18	Michal Brosek (WPG) (BUF)	1	0	0	0	-1	0	0	0	0	0	1	0.0
	(TOT)	22	6	4	10	-1	31	2	0	1	1	33	12.2
	(TOT)	23	6	4	10	-1	31	2	0	1	1	34	12.6
22	Charlie Huddy	52	5	10	15	-5	2	0	1	0	1	57	8.8
24	Dave Jackson*	22	5	4	9	-3	41	0	0	1	0	20	25.0
32	Rob Ray	71	3	6	9	-8	267	0	0	0	1	21	14.3
25	Rob Conn	28	2	5	7	-9	18	0	0	0	0	36	5.6
8	Doug Bodger	16	0	5	5	-6	18	0	0				





**Year-by-Year Results**  
1997-1998 Regular Season Scores

Record: 36-29-17 3rd Place - Northeast Division

Oct. 1 @ St. Louis 3-1 W	Jan. 10 @ San Jose 2-5 L	Oct. 12 @ Dallas 1-4 L	Jan. 19 @ Toronto 4-1 W
Oct. 3 @ Washington 2-6 L	Jan. 14 @ Toronto 6-2 W	Oct. 12 @ Colorado 3-0 W	Jan. 26 Phoenix 1-1 T
Oct. 5 @ Tampa Bay 1-1 T	Jan. 15 Vancouver 6-2 W	Oct. 16 Florida 2-2 T	Jan. 28 Nashville 2-4 L
Oct. 7 Dallas 2-4 L	Jan. 20 @ Philadelphia 0-3 L	Oct. 17 @ Montreal 4-3 W	Jan. 30 Los Angeles 4-1 W
Oct. 9 Washington 5-2 W	Jan. 21 Carolina 2-1 W	Oct. 23 Washington 0-1 L	Feb. 2 @ Pittsburgh 3-5 L
Oct. 11 @ New Jersey 2-3 L	Jan. 23 Tampa Bay 4-1 W	Oct. 24 @ N.Y. Islanders 4-5 L	Feb. 3 Colorado 3-5 L
Oct. 15 @ Carolina 3-3 T	Jan. 27 St. Louis 3-3 T	Oct. 27 @ N.Y. Rangers 0-0 T	Feb. 6 @ Montreal 2-3 L
Oct. 17 Montreal 1-5 L	Jan. 30 Phoenix 3-3 T	Oct. 30 Toronto 4-1 W	Feb. 7 @ Washington 1-3 L
Oct. 19 @ Chicago 2-5 L	Feb. 1 @ Florida 5-2 W	Oct. 31 @ Toronto 6-3 W	Feb. 9 @ Ottawa 1-1 T
Oct. 22 Calgary 4-1 W	Feb. 2 @ Tampa Bay 7-3 W	Nov. 3 Boston 4-2 W	Feb. 11 Montreal 5-2 W
Oct. 26 @ Phoenix 1-6 L	Feb. 4 @ Boston 2-2 T	Nov. 7 @ Philadelphia 2-2 T	Feb. 13 N.Y. Islanders 2-2 T
Oct. 28 @ Colorado 2-3 L	Feb. 6 Pittsburgh 2-2 T	Nov. 10 Ottawa 2-2 T	Feb. 15 Carolina 3-2 W
Oct. 31 @ Carolina 3-2 W*	Feb. 7 @ Montreal 4-1 W	Nov. 12 @ Washington 2-0 W	Feb. 17 Toronto 2-3 L*
Nov. 1 @ Florida 4-3 W*	Feb. 25 Toronto 2-2 T	Nov. 14 Chicago 6-1 W	Feb. 19 San Jose 4-2 W
Nov. 6 Florida 2-4 L	Feb. 26 @ Boston 1-1 T	Nov. 20 Toronto 4-1 W	Feb. 21 Detroit 4-4 T
Nov. 8 @ Pittsburgh 2-2 T	Mar. 1 @ Washington 3-0 W	Nov. 21 @ Toronto 1-2 L	Feb. 24 @ Calgary 2-2 T
Nov. 10 Edmonton 4-4 T	Mar. 2 @ N.Y. Rangers 1-0 W	Nov. 25 N.Y. Rangers 4-2 W	Feb. 26 @ Edmonton 3-6 L
Nov. 13 Washington 2-3 L	Mar. 6 N.Y. Islanders 2-4 L	Nov. 28 @ Florida 2-6 L	Feb. 28 @ Vancouver 2-0 W
Nov. 15 New Jersey 2-3 L	Mar. 7 @ Montreal 2-1 W	Nov. 29 @ Tampa Bay 6-3 W	Mar. 3 Edmonton 3-5 L
Nov. 20 @ Boston 5-0 W	Mar. 10 @ N.Y. Islanders 2-2 T	Dec. 2 Florida 2-1 W	Mar. 5 Dallas 2-1 W
Nov. 22 N.Y. Islanders 6-1 W	Mar. 12 San Jose 3-1 W	Dec. 4 Philadelphia 3-0 W	Mar. 7 Philadelphia 1-1 T
Nov. 24 @ Pittsburgh 1-5 L	Mar. 14 @ Philadelphia 1-2 L	Dec. 5 @ Nashville 3-1 W	Mar. 8 @ Carolina 1-4 L
Nov. 26 Philadelphia 1-3 L	Mar. 15 Pittsburgh 3-0 W	Dec. 8 @ St. Louis 2-2 T	Mar. 11 Tampa Bay 2-5 L
Nov. 28 N.Y. Rangers 3-3 T	Mar. 17 Chicago 3-5 L	Dec. 11 N.Y. Rangers 2-0 W	Mar. 13 Boston 3-1 W
Dec. 1 @ Philadelphia 1-1 T	Mar. 19 Florida 6-1 W	Dec. 12 @ Boston 4-1 W	Mar. 15 N.Y. Islanders 2-1 W
Dec. 3 Anaheim 4-0 W	Mar. 21 Boston 1-2 L	Dec. 18 Montreal 4-2 W	Mar. 19 @ N.Y. Rangers 3-2 W*
Dec. 5 Tampa Bay 4-0 W	Mar. 24 @ Calgary 2-0 W	Dec. 19 Carolina 2-3 L	Mar. 23 @ New Jersey 1-1 T
Dec. 6 @ Ottawa 0-3 L	Mar. 26 @ Vancouver 5-2 W	Dec. 21 @ Carolina 4-1 W	Mar. 24 @ Detroit 1-2 L
Dec. 11 @ Boston 1-2 L	Mar. 27 @ Edmonton 1-0 W	Dec. 23 Tampa Bay 2-0 W	Mar. 27 @ Pittsburgh 1-1 T
Dec. 12 Carolina 3-2 W*	Mar. 29 @ Detroit 2-4 L	Dec. 26 @ New Jersey 2-0 W	Mar. 28 Pittsburgh 4-3 W*
Dec. 15 @ Dallas 4-0 L	Apr. 1 Los Angeles 4-0 W	Dec. 28 New Jersey 4-7 L	Mar. 31 @ Chicago 1-2 L
Dec. 17 @ N.Y. Islanders 0-4 L	Apr. 3 Boston 5-4 W	Dec. 30 Ottawa 2-3 L*	Apr. 3 @ Montreal 1-2 L
Dec. 19 Montreal 1-0 W	Apr. 5 Ottawa 0-1 L	Jan. 1 Anaheim 2-7 L	Apr. 5 Pittsburgh 3-1 W
Dec. 21 @ N.Y. Rangers 2-0 W	Apr. 8 Carolina 3-1 W	Jan. 2 Calgary 7-1 W	Apr. 6 @ N.Y. Islanders 4-3 W
Dec. 23 Detroit 1-3 L	Apr. 10 Montreal 2-1 W	Jan. 6 @ Anaheim 3-2 W*	Apr. 8 Florida 3-1 W
Dec. 26 N.Y. Rangers 3-0 W	Apr. 11 @ Ottawa 4-4 T	Jan. 7 @ Los Angeles 2-4 L	Apr. 10 @ Ottawa 1-1 T
Dec. 27 @ Carolina 1-4 L	Apr. 13 Philadelphia 2-1 W	Jan. 9 @ San Jose 2-2 T	Apr. 13 @ Philadelphia 2-2 T
Dec. 29 New Jersey 1-3 L	Apr. 15 @ New Jersey 4-5 L*	Jan. 11 @ Phoenix 0-1 L	Apr. 14 New Jersey 1-2 L
Dec. 31 Ottawa 3-0 W	Apr. 16 @ Montreal 3-3 T	Jan. 13 St. Louis 2-4 L	Apr. 17 @ Boston 1-2 L*
Jan. 2 Colorado 2-2 T	Apr. 19 Ottawa 1-2 L	Jan. 15 Boston 2-1 W	Apr. 18 Washington 3-0 W
Jan. 7 @ Anaheim 3-2 W		Jan. 16 @ Ottawa 1-1 T	
Jan. 8 @ Los Angeles 2-2 T		Jan. 18 @ Florida 4-0 W	

\* overtime decision

**Year-by-Year Results**  
1998-1999 Regular Season Scores

Record: 37-28-17 4th Place - Northeast Division

Oct. 10 @ Dallas 1-4 L	Jan. 19 @ Tampa Bay 1-2 L	Oct. 12 @ Colorado 3-0 W	Jan. 26 Phoenix 1-1 T
Oct. 16 Florida 2-2 T	Jan. 28 Nashville 2-4 L	Oct. 17 @ Montreal 4-3 W	Jan. 30 Los Angeles 4-1 W
Oct. 23 Washington 0-1 L	Feb. 2 @ Pittsburgh 3-5 L	Oct. 24 @ N.Y. Islanders 4-5 L	Feb. 3 Colorado 3-5 L
Oct. 27 @ N.Y. Rangers 0-0 T	Feb. 6 @ Montreal 2-3 L	Oct. 30 Toronto 4-1 W	Feb. 7 @ Washington 1-3 L
Oct. 31 @ Toronto 6-3 W	Feb. 9 @ Ottawa 1-1 T	Nov. 3 Boston 4-2 W	Feb. 11 Montreal 5-2 W
Nov. 7 @ Philadelphia 2-2 T	Feb. 13 N.Y. Islanders 2-2 T	Nov. 10 Ottawa 2-2 T	Feb. 15 Carolina 3-2 W
Nov. 12 @ Washington 2-0 W	Feb. 17 Toronto 2-3 L*	Nov. 14 Chicago 6-1 W	Feb. 19 San Jose 4-2 W
Nov. 16 @ Philadelphia 2-2 T	Feb. 21 Detroit 4-4 T	Nov. 20 Toronto 4-1 W	Feb. 24 @ Calgary 2-2 T
Nov. 18 @ Toronto 1-2 L	Feb. 24 @ Calgary 2-2 T	Nov. 25 N.Y. Rangers 4-2 W	Feb. 26 @ Edmonton 3-6 L
Nov. 22 @ Philadelphia 2-2 T	Feb. 28 @ Vancouver 2-0 W	Nov. 28 @ Florida 2-6 L	Feb. 28 @ Vancouver 2-0 W
Nov. 29 @ Tampa Bay 6-3 W	Mar. 3 Edmonton 3-5 L	Nov. 29 @ Tampa Bay 6-3 W	Mar. 5 Dallas 2-1 W
Dec. 2 Florida 2-1 W	Mar. 5 Dallas 2-1 W	Dec. 4 Philadelphia 3-0 W	Mar. 7 Philadelphia 1-1 T
Dec. 5 @ Nashville 3-1 W	Mar. 8 @ Carolina 1-4 L	Dec. 8 @ St. Louis 2-2 T	Mar. 11 Tampa Bay 2-5 L
Dec. 11 N.Y. Rangers 2-0 W	Mar. 13 Boston 3-1 W	Dec. 12 @ Boston 4-1 W	Mar. 15 N.Y. Islanders 2-1 W
Dec. 12 @ Boston 4-1 W	Mar. 15 N.Y. Islanders 2-1 W	Dec. 18 Montreal 4-2 W	Mar. 19 @ N.Y. Rangers 3-2 W*
Dec. 18 Montreal 4-2 W	Mar. 19 @ N.Y. Islanders 2-1 W	Dec. 19 Carolina 2-3 L	Mar. 23 @ New Jersey 1-1 T
Dec. 21 @ Carolina 4-1 W	Mar. 24 @ Detroit 1-2 L	Dec. 21 @ Carolina 4-1 W	Mar. 24 @ Detroit 1-2 L
Dec. 23 Tampa Bay 2-0 W	Mar. 27 @ Pittsburgh 1-1 T	Dec. 23 Tampa Bay 2-0 W	Mar. 27 @ Pittsburgh 1-1 T
Dec. 26 @ New Jersey 2-0 W	Mar. 28 Pittsburgh 4-3 W*	Dec. 28 New Jersey 4-7 L	Mar. 31 @ Chicago 1-2 L
Dec. 30 Ottawa 2-3 L*	Mar. 31 @ Chicago 1-2 L	Jan. 1 Anaheim 2-7 L	Apr. 3 @ Montreal 1-2 L
Jan. 1 Anaheim 2-7 L	Apr. 3 @ Montreal 1-2 L	Jan. 2 Calgary 7-1 W	Apr. 5 Pittsburgh 3-1 W
Jan. 6 @ Anaheim 3-2 W*	Apr. 6 @ N.Y. Islanders 4-3 W	Jan. 6 @ Anaheim 3-2 W*	Apr. 8 Florida 3-1 W
Jan. 7 @ Los Angeles 2-4 L	Apr. 10 @ Ottawa 1-1 T	Jan. 7 @ Los Angeles 2-4 L	Apr. 10 @ Ottawa 1-1 T
Jan. 9 @ San Jose 2-2 T	Apr. 13 @ Philadelphia 2-2 T	Jan. 9 @ San Jose 2-2 T	Apr. 13 @ Philadelphia 2-2 T
Jan. 11 @ Phoenix 0-1 L	Apr. 14 New Jersey 1-2 L	Jan. 11 @ Phoenix 0-1 L	Apr. 14 New Jersey 1-2 L
Jan. 13 St. Louis 2-4 L	Apr. 17 @ Boston 1-2 L*	Jan. 13 St. Louis 2-4 L	Apr. 17 @ Boston 1-2 L*
Jan. 15 Boston 2-1 W	Apr. 18 Washington 3-0 W	Jan. 15 Boston 2-1 W	Apr. 18 Washington 3-0 W
Jan. 16 @ Ottawa 1-1 T		Jan. 16 @ Ottawa 1-1 T	
Jan. 18 @ Florida 4-0 W		Jan. 18 @ Florida 4-0 W	

\* overtime decision

**Year-by-Year Results**  
1999-2000 Regular Season Scores

Record: 35-32-11-4 3rd Place - Northeast Division

Oct. 2 @ Detroit 0-2 L	Jan. 13 @ Boston 0-0 T	Oct. 8 Washington 2-3 L	Jan. 14 Montreal 1-2 L
Oct. 9 @ Atlanta 5-5 T	Jan. 17 @ Anaheim 5-0 W	Oct. 11 Phoenix 2-2 T	Jan. 18 @ Los Angeles 3-5 L
Oct. 16 @ Montreal 1-2 L	Jan. 20 @ Phoenix 1-2 L	Oct. 17 @ Philadelphia 2-5 L	Jan. 22 @ Carolina 1-4 L
Oct. 20 Nashville 3-4 L	Jan. 25 Tampa Bay 2-1 W	Oct. 22 Carolina 7-3 W	Jan. 28 Ottawa 1-0 W
Oct. 23 @ Ottawa 0-4 L	Jan. 29 @ Boston 0-1 L	Oct. 27 Tampa Bay 4-3 W	Feb. 1 Anaheim 2-2 T
Oct. 29 Florida 3-2 W*	Feb. 3 Ottawa 4-2 W	Oct. 29 Florida 3-2 W*	Feb. 3 Ottawa 4-2 W
Oct. 30 @ Boston 0-3 L	Feb. 8 @ Colorado 2-0 W	Nov. 3 @ Dallas 3-1 W	Feb. 10 @ Nashville 2-1 W*
Nov. 3 @ Dallas 3-1 W	Feb. 12 @ Philadelphia 2-3 OTL*	Nov. 4 @ Chicago 5-4 W*	Feb. 13 @ Philadelphia 2-3 OTL*
Nov. 6 N.Y. Islanders 2-1 W	Feb. 13 Edmonton 2-2 T	Nov. 6 N.Y. Islanders 2-1 W	Feb. 13 Edmonton 2-2 T
Nov. 10 Boston 6-2 W	Feb. 16 @ Pittsburgh 1-1 T	Nov. 10 Boston 6-2 W	Feb. 16 @ Pittsburgh 1-1 T
Nov. 12 @ Tampa Bay 2-4 L	Feb. 17 Vancouver 1-2 L	Nov. 12 @ Tampa Bay 2-4 L	Feb. 17 Vancouver 1-2 L
Nov. 13 @ Florida 1-3 L	Feb. 19 Los Angeles 4-1 W	Nov. 13 @ Florida 1-3 L	Feb. 19 Los Angeles 4-1 W
Nov. 16 @ Pittsburgh 2-3 L	Feb. 21 New Jersey 3-2 W	Nov. 16 @ Pittsburgh 2-3 L	Feb. 21 New Jersey 3-2 W
Nov. 19 @ Atlanta 4-0 W	Feb. 25 N.Y. Rangers 3-6 L	Nov. 19 @ Atlanta 4-0 W	Feb. 25 N.Y. Rangers 3-6 L
Nov. 20 Atlanta 4-3 W	Feb. 26 @ Toronto 2-5 L	Nov. 20 Atlanta 4-3 W	Feb. 26 @ Toronto 2-5 L
Nov. 24 Washington 5-2 W	Feb. 28 @ Florida 5-2 W	Nov. 24 Washington 5-2 W	Feb. 28 @ Florida 5-2 W
Nov. 26 St. Louis 0-2 L	Mar. 1 N.Y. Rangers 3-3 T	Nov. 26 St. Louis 0-2 L	Mar. 1 N.Y. Rangers 3-3 T
Nov. 28 @ Tampa Bay 3-2 W*	Mar. 4 @ N.Y. Islanders 2-4 L	Nov. 28 @ Tampa Bay 3-2 W*	Mar. 4 @ N.Y. Islanders 2-4 L
Nov. 30 Pittsburgh 1-4 L	Mar. 5 @ Washington 1-2 L	Nov. 30 Pittsburgh 1-4 L	Mar. 5 @ Washington 1-2 L
Dec. 2 Philadelphia 2-4 L	Mar. 8 Boston 2-1 W*	Dec. 2 Philadelphia 2-4 L	Mar. 8 Boston 2-1 W*
Dec. 4 N.Y. Rangers 1-1 T	Mar. 10 Montreal 2-3 L	Dec. 4 N.Y. Rangers 1-1 T	Mar. 10 Montreal 2-3 L
Dec. 6 @ Toronto 2-3 OTL*	Mar. 12 N.Y. Islanders 4-2 W	Dec. 6 @ Toronto 2-3 OTL*	Mar. 12 N.Y. Islanders 4-2 W
Dec. 8 Ottawa 0-0 T	Mar. 15 @ San Jose 5-6 OTL*	Dec. 8 Ottawa 0-0 T	Mar. 15 @ San Jose 5-6 OTL*
Dec. 10 Chicago 2-1 W	Mar. 16 @ Vancouver 3-8 L	Dec. 10 Chicago 2-1 W	Mar. 16 @ Vancouver 3-8 L
Dec. 14 Philadelphia 3-1 W	Mar. 18 @ Calgary 5-1 W	Dec. 14 Philadelphia 3-1 W	Mar. 18 @ Calgary 5-1 W
Dec. 17 Florida 2-4 L	Mar. 20 Montreal 4-1 W	Dec. 17 Florida 2-4 L	Mar. 20 Montreal 4-1 W
Dec. 18 @ N.Y. Islanders 2-2 T	Mar. 23 Calgary 4-2 W	Dec. 18 @ N.Y. Islanders 2-2 T	Mar. 23 Calgary 4-2 W
Dec. 21 @ N.Y. Rangers 3-1 W	Mar. 27 @ Carolina 5-1 W	Dec. 21 @ N.Y. Rangers 3-1 W	Mar. 27 @ Carolina 5-1 W
Dec. 23 Colorado 2-1 W	Mar. 31 Carolina 1-3 L	Dec. 23 Colorado 2-1 W	Mar. 31 Carolina 1-3 L
Dec. 27 @ New Jersey 1-4 L	Apr. 1 @ Montreal 2-0 W	Dec. 27 @ New Jersey 1-4 L	Apr. 1 @ Montreal 2-0 W
Dec. 28 Detroit 2-7 L	Apr. 3 Toronto 3-2 W	Dec. 28 Detroit 2-7 L	Apr. 3 Toronto 3-2 W
Jan. 1 Toronto 8-1 W	Apr. 6 @ New Jersey 5-0 W	Jan. 1 Toronto 8-1 W	Apr. 6 @ New Jersey 5-0 W
Jan. 3 @ Toronto 2-6 L	Apr. 7 Pittsburgh 1-2 OTL*	Jan. 3 @ Toronto 2-6 L	Apr. 7 Pittsburgh 1-2 OTL*
Jan. 4 Atlanta 4-5 L	Apr. 9 @ Washington 1-1 T	Jan. 4 Atlanta 4-5 L	Apr. 9 @ Washington 1-1 T
Jan. 6 New Jersey 3-8 L		Jan. 6 New Jersey 3-8 L	
Jan. 8 @ Ottawa 7-4 W		Jan. 8 @ Ottawa 7-4 W	

\* overtime decision

**1997-1998 Regular Season Scoring**

#	Player	GP	G	A	PIS	+/-	PIM	PP	SH	GW	GT	S	PCT
81	Miroslav Satan	79	22	24	46	+2	34	9	0	4	0	139	15.8
44	Alexei Zhitnik	78	15	30	45	-19	102	2	3	2	191	7.9	
28	Donald Audette	75	24	20	44	-10	59	10	0	5	1	188	12.1
27	Michael Peca	61	18	22	40	-12	57	8	5	1	1	132	13.6
17	Jason Duff (BUF)	68	19	17	36	-10	36	4	1	3	1	115	16.5
(NYI)	13	1	2	3	2	6	0	0	0	0	0	19	5.3
(TOT)	81	20	19	39	+8	42	4	1	3	1	134	14.9	
19	Brian Holzinger	69	14	21	35	-2	36	4	2	1	1	116	12.1
5	Jason Woolley	71	9	26	35	-8	35	3	0	2	1	129	7.0
26	Derek Plonka	72	13	21	34	-8	26	5	0	1	0	150	8.7
18	Michal Grossek	67	10	20	30	-9	60	2	0	1	0	114	8.8
80	Geoff Sanderson (CAR)	40	7	10	17	-4	14	2	0	0	1	96	7.3
(VAN)	8	0	3	3	-1	4	0	0	0	0	0	29	0.0
(BUF)	26	4	5	9	-8	20	0	2	0	2	0	72	5.6
(TOT)	75	11	18	29	+1	38	2	0	2	1	1	197	5.6
36	Matthew Barnaby	72	5	20	25	+8	289	0	2	2	0	96	5.2
37	Curtis Brown	63	12	12	24	-11	34	1	1	2	1	91	13.2
10	Brad May (BUF)	36	4	7	11	+2	113	0	0	0	0	41	9.8
(VAN)	27	9	3	12	0	-1	4	4	0	2	0	56	16.1
(TOT)	63	13	10	23	+2	154	4	2	2	2	0	97	13.4
15	Dixon Ward	71	10	13	23	-9	42	0	2	3	1	99	10.1
8	Dorrryl Shannon	76	3	19	22	-26	56	1	0	1	0	65	3.5
42	Richard Smehtik	72	3	17	20	-11	62	0	1	0	0	90	3.3
74	Jay McKee	56	1	13	14	-1	42	0	0	0	0	55	1.8
22	Wayne Primeau	69	6	6	12	+9	87	2	0	1	0	51	11.9
25	Vaclav Varada	27	5	6	11	0	15	0	0	1	1	27	18.5
12	Randy Burridge	30	4	6	10	0	1	0	1	0	0	40	10.0
24	Paul Kruse (NYI)	62	6	1	7	-12	138	0	2	1	4	44	13.6
(BUF)	12	1	1	2	+1	49	0						





**Year-by-Year Results**  
2000-2001 Regular Season Scores

Record: 46-30-5-1 2nd Place - Northeast Division

Oct. 5	Chicago	4-2	W	Jan. 12	@ Anaheim	4-0	W
Oct. 7	Los Angeles	5-3	W	Jan. 16	Tampa Bay	3-1	W
Oct. 13	@ Edmonton	2-3	L	Jan. 19	Florida	1-0	W
Oct. 14	@ Vancouver	0-4	L	Jan. 20	@ Toronto	0-2	L
Oct. 17	@ Montreal	3-4	L	Jan. 23	Columbus	1-2	L
Oct. 20	Anaheim	2-2	T	Jan. 26	Boston	1-2	L
Oct. 21	@ Detroit	4-5	OTL*	Jan. 27	@ N.Y. Islanders	2-1	W
Oct. 25	Carolina	4-1	W	Jan. 31	@ Florida	2-5	L
Oct. 27	Toronto	2-1	W	Feb. 1	@ Tampa Bay	2-4	L
Oct. 28	@ Chicago	3-1	W	Feb. 6	@ N.Y. Rangers	6-3	W
Nov. 3	Montreal	5-4	W	Feb. 7	N.Y. Islanders	2-1	W*
Nov. 4	@ Philadelphia	0-3	L	Feb. 10	@ Ottawa	2-1	W*
Nov. 9	N.Y. Islanders	3-0	W	Feb. 11	Montreal	3-4	L
Nov. 11	@ New Jersey	4-0	W	Feb. 13	@ Atlanta	4-5	L
Nov. 13	Calgary	3-2	W*	Feb. 15	Atlanta	3-1	W
Nov. 15	Dallas	2-2	T	Feb. 17	New Jersey	5-1	W
Nov. 17	Minnesota	3-1	W	Feb. 19	Ottawa	2-0	W
Nov. 18	@ St. Louis	1-4	L	Feb. 22	@ New Jersey	1-0	W
Nov. 22	Philadelphia	1-3	L	Feb. 23	Phoenix	3-7	L
Nov. 24	N.Y. Rangers	3-2	W	Feb. 25	Tampa Bay	5-4	W
Nov. 25	@ Montreal	5-3	W	Feb. 27	@ Ottawa	4-1	W
Nov. 28	@ Ottawa	1-3	L	Mar. 1	@ Philadelphia	0-2	L
Dec. 1	Pittsburgh	4-6	L	Mar. 3	@ Colorado	3-2	W*
Dec. 2	@ Pittsburgh	3-2	W	Mar. 4	@ Dallas	1-4	L
Dec. 5	@ Montreal	3-2	W	Mar. 6	@ Boston	3-1	W
Dec. 7	New Jersey	5-2	W	Mar. 9	Edmonton	0-4	L
Dec. 8	@ N.Y. Rangers	2-5	L	Mar. 14	N.Y. Rangers	6-3	W
Dec. 12	@ Boston	3-0	W	Mar. 16	Vancouver	4-2	W
Dec. 15	@ Carolina	3-5	L	Mar. 17	@ Washington	3-2	W
Dec. 16	Florida	3-2	W	Mar. 20	Toronto	3-0	W
Dec. 20	@ Washington	2-2	T	Mar. 21	@ Carolina	0-1	L
Dec. 21	Washington	1-3	L	Mar. 24	Carolina	3-1	W
Dec. 23	San Jose	5-2	W	Mar. 26	@ Atlanta	4-9	W
Dec. 26	Pittsburgh	3-5	L	Mar. 27	@ Pittsburgh	1-4	L
Dec. 29	Ottawa	2-0	W	Mar. 30	Atlanta	4-0	W
Dec. 30	@ N.Y. Islanders	2-0	W	Apr. 1	@ Tampa Bay	4-2	W
Jan. 1	Boston	3-4	L	Apr. 2	@ Florida	5-3	W
Jan. 3	@ Toronto	1-1	T	Apr. 4	Boston	2-3	L
Jan. 5	Toronto	3-3	T	Apr. 6	Washington	2-1	W
Jan. 6	@ Nashville	2-0	W	Apr. 8	Philadelphia	1-2	L
Jan. 9	@ San Jose	1-2	L				
Jan. 11	@ Los Angeles	2-3	L				

\* overtime decision

**Year-by-Year Results**  
2001-2002 Regular Season Scores

Record: 35-35-11-1 5th Place - Northeast Division

Oct. 4	Atlanta	1-2	L	Jan. 8	Vancouver	3-2	W
Oct. 6	Ottawa	3-2	W	Jan. 10	Pittsburgh	0-2	L
Oct. 7	@ N.Y. Rangers	4-5	OTL*	Jan. 12	New Jersey	2-1	W
Oct. 10	Philadelphia	2-1	W	Jan. 16	@ Anaheim	3-1	W
Oct. 12	@ Detroit	2-4	L	Jan. 17	@ Los Angeles	2-4	L
Oct. 14	Pittsburgh	4-1	W	Jan. 19	@ Phoenix	3-1	W
Oct. 16	Nashville	3-3	T	Jan. 21	@ Colorado	2-3	L
Oct. 19	Columbus	1-3	L	Jan. 23	St. Louis	2-5	L
Oct. 20	@ Montreal	3-1	W	Jan. 25	Tampa Bay	4-1	W
Oct. 22	San Jose	4-1	W	Jan. 27	@ Washington	3-2	W*
Oct. 26	Montreal	2-5	L	Jan. 29	@ Carolina	2-2	T
Oct. 27	@ New Jersey	1-3	L	Feb. 5	@ Boston	2-2	T
Oct. 30	Phoenix	2-3	L	Feb. 8	Ottawa	3-2	W*
Nov. 2	Tampa Bay	4-1	W	Feb. 10	@ New Jersey	1-4	L
Nov. 3	@ Ottawa	0-3	L	Feb. 12	New Jersey	2-2	T
Nov. 8	N.Y. Rangers	8-0	W	Feb. 26	@ Atlanta	1-2	L
Nov. 10	N.Y. Rangers	2-4	L	Mar. 1	Boston	4-3	W
Nov. 12	@ Florida	5-3	W	Mar. 2	@ Toronto	3-3	T
Nov. 13	@ Nashville	1-4	L	Mar. 4	Edmonton	0-3	L
Nov. 16	Florida	0-2	L	Mar. 7	@ N.Y. Islanders	5-0	W
Nov. 17	@ Boston	1-3	L	Mar. 8	Montreal	3-0	W
Nov. 19	@ Atlanta	2-3	L	Mar. 10	Detroit	5-1	W
Nov. 21	Toronto	4-2	W	Mar. 12	N.Y. Islanders	0-3	L
Nov. 23	Calgary	5-2	W	Mar. 14	@ Philadelphia	3-1	W
Nov. 24	@ Pittsburgh	1-3	L	Mar. 15	@ Florida	2-5	L
Nov. 27	N.Y. Rangers	2-2	T	Mar. 17	@ Tampa Bay	2-2	T
Nov. 28	@ Washington	5-2	W	Mar. 19	Ottawa	5-1	W
Dec. 1	@ N.Y. Islanders	4-2	W	Mar. 21	Boston	1-2	L
Dec. 4	@ Carolina	4-2	W	Mar. 23	@ Toronto	0-2	L
Dec. 7	Colorado	1-4	L	Mar. 24	@ Ottawa	3-2	W*
Dec. 8	@ Boston	2-4	L	Mar. 26	Washington	3-4	L
Dec. 12	@ Dallas	3-4	L	Mar. 28	@ St. Louis	1-4	L
Dec. 14	Carolina	3-2	W*	Mar. 30	@ Philadelphia	3-1	W
Dec. 15	@ N.Y. Rangers	2-4	L	Apr. 1	Philadelphia	3-1	W
Dec. 19	Chicago	5-6	L	Apr. 3	N.Y. Islanders	1-1	T
Dec. 21	Toronto	3-3	T	Apr. 5	Florida	3-1	W
Dec. 22	@ Toronto	2-3	L	Apr. 7	@ Tampa Bay	5-3	W
Dec. 26	Montreal	3-1	W	Apr. 10	@ Pittsburgh	4-4	T
Dec. 28	@ Columbus	2-2	T	Apr. 12	Washington	1-3	L
Dec. 31	Carolina	4-5	L	Apr. 13	@ Montreal	3-0	W
Jan. 3	@ Calgary	1-3	L				
Jan. 6	@ Minnesota	4-1	W				

\* overtime decision

**Year-by-Year Results**  
2002-2003 Regular Season Scores

Record: 27-37-10-8 5th Place - Northeast Division

Oct. 10	N.Y. Islanders	5-1	W	Jan. 14	@ Minnesota	1-0	W
Oct. 12	@ Montreal	6-1	W	Jan. 16	@ San Jose	2-2	T
Oct. 13	@ Chicago	0-3	L	Jan. 18	@ Phoenix	1-0	W
Oct. 17	N.Y. Rangers	4-4	T	Jan. 21	Pittsburgh	0-0	T
Oct. 19	Phoenix	2-3	L	Jan. 24	Toronto	4-0	W
Oct. 22	Philadelphia	2-1	W	Jan. 25	@ Ottawa	3-4	OTL*
Oct. 25	New Jersey	1-2	L	Jan. 27	Nashville	1-5	L
Oct. 26	@ Pittsburgh	2-5	L	Jan. 30	@ St. Louis	1-2	OTL*
Oct. 29	@ Vancouver	1-1	T	Feb. 4	@ New Jersey	1-4	L
Oct. 31	@ Calgary	0-3	L	Feb. 7	Vancouver	2-4	L
Nov. 1	@ Edmonton	1-1	T	Feb. 8	@ N.Y. Islanders	1-3	L
Nov. 3	@ Columbus	2-3	L	Feb. 11	St. Louis	2-3	L
Nov. 7	@ Carolina	0-2	L	Feb. 13	@ Detroit	2-4	L
Nov. 9	Atlanta	4-6	L	Feb. 15	N.Y. Rangers	5-4	W
Nov. 12	Boston	3-4	L	Feb. 17	@ Atlanta	3-4	OTL*
Nov. 15	Toronto	2-3	L	Feb. 19	Montreal	2-1	W*
Nov. 16	@ Ottawa	1-4	L	Feb. 21	Los Angeles	1-4	L
Nov. 19	@ New Jersey	3-4	OTL*	Feb. 23	@ Tampa Bay	4-1	W
Nov. 22	Columbus	5-4	W	Feb. 24	@ Florida	2-2	T
Nov. 23	@ Boston	1-4	L	Feb. 26	@ Washington	2-3	L
Nov. 27	Tampa Bay	1-1	T	Feb. 28	Dallas	5-3	W
Nov. 29	Pittsburgh	1-4	L	Mar. 1	@ N.Y. Islanders	1-2	OTL*
Nov. 30	@ Toronto	1-3	L	Mar. 4	Washington	1-2	L
Dec. 4	Anaheim	4-0	W	Mar. 6	Toronto	4-2	W
Dec. 6	@ N.Y. Rangers	4-1	W	Mar. 8	@ Florida	4-0	W
Dec. 7	Washington	4-3	W	Mar. 9	@ Tampa Bay	1-1	T
Dec. 10	Ottawa	2-4	L	Mar. 12	Carolina	2-3	OTL*
Dec. 13	Chicago	1-1	T	Mar. 14	Tampa Bay	2-4	L
Dec. 14	@ Philadelphia	0-2	L	Mar. 15	@ Atlanta	3-5	L
Dec. 18	Boston	4-2	W	Mar. 18	Philadelphia	5-2	W
Dec. 20	Florida	0-2	L	Mar. 19	@ N.Y. Rangers	0-3	L
Dec. 21	@ Montreal	2-6	L	Mar. 22	@ Toronto	2-3	OTL*
Dec. 23	@ Pittsburgh	2-5	L	Mar. 24	Colorado	4-3	W*
Dec. 26	Ottawa	2-3	L	Mar. 26	Florida	2-1	W
Dec. 28	Minnesota	3-4	L	Mar. 28	Montreal	4-1	W
Dec. 30	@ Washington	3-4	L	Mar. 29	@ Carolina	3-1	W
Dec. 31	N.Y. Islanders	0-1	OTL*	Mar. 31	@ Dallas	0-3	L
Jan. 3	Carolina	6-3	W	Apr. 2	Atlanta	4-3	W
Jan. 4	@ Ottawa	2-3	W*	Apr. 5	@ Boston	5-8	L
Jan. 7	@ Philadelphia	2-3	L	Apr. 6	New Jersey	2-2	T
Jan. 10	Boston	4-2	W				
Jan. 11	@ Montreal	3-2	W				

\* overtime decision

**2000-2001 Regular Season Scoring**

#	Player	GP	G	A	PIS	+/-	PIM	PP	SH	GW	GT	S	PCT
28	Donald Audette	76	34	45	79	-2	76	14	1	3	2	225	15.1
81	Miroslav Saton	82	29	33	62	-5	36	8	2	4	1	206	14.1
57	Steve Heinze	79	27	27	54	13	46	15	0	4	0	144	18.8
17	J.P. Dumont	79	23	28	51	-1	54	9	0	5	0	156	14.7
41	Stu Barnes	75	19	24	43	-2	26	3	2	5	0	160	11.9
77	Chris Gratton	82	19	21	40	0	102	5	0	5	1	156	12.2
93	Doug Gilmour	71	7	31	36	+3	70	4	0	0	0	91	7.7
44	Alexei Zhitnik	78	8	29	37	-3	75	9	0	1	1	149	5.4
61	Maxim Afinogenov	78	14	22	36	-1	40	3	0	5	0	190	7.4
52	Davo Andreychuk	74	20	13	33	0	32	8	0	4	0	119	16.8
37	Curtis Brown	70	10	22	32	-15	34	2	1	0	0	105	9.5
9	Erik Rasmussen	82	12	19	31	0	51	1	0	3	0	95	12.6
25	Vaclav Varada	75	10	21	31	-2	81	2	0	2	0	112	8.9
5	Jason Woolley	67	5	18	23	0	46	4	0	3	0	92	5.4
45	Dmitri Kalinin*	79	4	18	22	-2	38	2	0	0	0	88	4.5
4	Rhett Warrenner	77	3	16	19	-10	78	0	0	2	0	103	2.9
42	Richard Smehtlik	56	3	7	15	+6	4	0	0	1	0	40	7.5
29	Vladimir Tsyplakov	36	7	7	14	+2	10	0	0	0	0	39	17.9
3	James Patrick	64	4	9	13	+9	12	1	0	0	0	48	8.3
55	Denis Hamel*	41	8	3	11	-2	22	1	1	3	0	55	14.5
74	Jay McKee	74	1	10	11	-9	76	0	0	0	0	62	1.6
32	Rob Ray	63	4	8	10	+2	210	0	0	1	0	39	12.1
28	Eric Boulton	35	1	2	3	-1	94	0	0	0	0	20	5.0
39	Dominik Hasek	67	0	3	3	0	22	0	0	0	0	0	0.0
16	Chris Taylor	14	0	2	2	+1	6	0	0	0	0	21	0.0
35	Mika Noronen*	2	0	0	0	0	0	0	0	0	0	0	0.0
51	Brian Campbell*	8	0	0	0	-2	2	0	0	0	0	7	0.0
43	Martin Biron	18	0	0	0	0	0	0	0	0	0	0	0.0

#	Goalender	GP	MIN	AVG	W	L	T	EN	SO	GA	SA	PCT
39	Dominik Hasek	67	3904	2.11	37	24	4	2	11	137	1726	.921
43	Martin Biron	18	918	2.55	7	7	1	1	2	39	427	.909
35	Mika Noronen*	2	108	2.78	2	0	0	0	0	5	39	.872
<b>TEAM TOTALS</b>		<b>82</b>	<b>4956</b>	<b>2.23</b>	<b>46</b>	<b>31</b>	<b>5</b>	<b>3</b>	<b>13</b>	<b>184</b>	<b>2195</b>	<b>.916</b>

**2001-2002**





**Year-by-Year Results**  
2003-2004 Regular Season Scores

Record: 37-34-5-4 5th Place - Northeast Division

Oct. 9	@ Philadelphia	0-2	L	Jan. 9	Ottawa	3-2	W
Oct. 11	N.Y. Islanders	0-6	L	Jan. 12	@ Boston	3-4	L
Oct. 13	Dallas	4-3	W	Jan. 13	Philadelphia	6-2	W
Oct. 16	@ Edmonton	1-4	L	Jan. 15	Boston	0-1	L
Oct. 18	@ Calgary	2-0	W	Jan. 17	@ N.Y. Islanders	2-4	L
Oct. 20	@ Vancouver	1-6	L	Jan. 20	@ Atlanta	1-4	L
Oct. 23	@ Los Angeles	5-1	W	Jan. 22	@ Boston	3-2	W
Oct. 24	@ Anaheim	5-2	W	Jan. 24	@ Philadelphia	1-2	L
Oct. 26	@ Colorado	3-1	W	Jan. 25	@ Carolina	4-2	W
Oct. 28	Minnesota	1-3	L	Jan. 27	Montreal	4-1	W
Oct. 30	Toronto	5-3	W	Jan. 30	@ N.Y. Rangers	3-1	W
Nov. 1	@ Ottawa	1-1	T	Jan. 31	N.Y. Rangers	3-1	W
Nov. 5	Atlanta	4-7	L	Feb. 5	Boston	2-6	L
Nov. 7	Montreal	2-1	W	Feb. 10	San Jose	2-1	W
Nov. 8	@ Montreal	0-3	L	Feb. 13	Los Angeles	0-3	W
Nov. 12	New Jersey #	2-2	T	Feb. 14	@ Toronto	6-4	W
Nov. 14	Pittsburgh	1-2	OTL	Feb. 16	Atlanta	7-2	W
Nov. 17	@ Ottawa	2-1	W	Feb. 18	Florida	1-1	T
Nov. 19	@ New Jersey	1-4	L	Feb. 20	Tampa Bay	4-3	W*
Nov. 21	Carolina	5-0	W	Feb. 21	@ N.Y. Islanders	1-4	L
Nov. 22	@ Tampa Bay	1-2	L	Feb. 25	@ New Jersey	2-8	L
Nov. 24	@ Florida	1-2	L	Feb. 27	N.Y. Islanders	2-4	L
Nov. 26	Washington	5-2	W	Feb. 28	@ Ottawa	1-7	L
Nov. 28	Florida	4-3	W	Mar. 3	Ottawa	4-3	W
Nov. 29	@ Nashville	1-4	L	Mar. 6	@ Toronto	5-1	W
Dec. 3	@ Chicago	3-2	W	Mar. 7	St. Louis	1-5	L
Dec. 4	Phoenix	2-3	L	Mar. 10	@ Washington	6-0	W
Dec. 6	Tampa Bay	1-3	L	Mar. 11	Boston	2-3	OTL
Dec. 10	Detroit	2-7	L	Mar. 13	@ Boston	2-3	OTL
Dec. 12	N.Y. Rangers	1-3	L	Mar. 15	Toronto	5-6	OTL
Dec. 13	@ Minnesota	2-3	L	Mar. 17	@ Atlanta	4-3	W*
Dec. 16	@ Pittsburgh	1-2	L	Mar. 18	@ Tampa Bay	1-3	L
Dec. 19	New Jersey	2-5	L	Mar. 20	@ Florida	2-1	W
Dec. 23	Ottawa	2-2	T	Mar. 24	Montreal	2-1	W
Dec. 26	Carolina	3-1	W	Mar. 26	Pittsburgh	5-1	W
Dec. 27	@ Washington	3-1	W	Mar. 27	@ Pittsburgh	2-2	T
Dec. 29	@ Carolina	1-2	L	Mar. 28	Columbus	6-0	W
Dec. 31	Washington	7-1	W	Mar. 31	@ N.Y. Rangers	4-3	W
Jan. 2	Anaheim	5-2	W	Apr. 2	Toronto	0-2	L
Jan. 3	@ Toronto	3-3	T	Apr. 3	@ Montreal	3-6	L
Jan. 6	@ Montreal	1-3	L				
Jan. 7	Philadelphia	1-1	T				

\* overtime decision

**Year-by-Year Results**  
2005-2006 Regular Season Scores

Record: 52-24-6 2nd Place - Northeast Division

Oct. 5	N.Y. Islanders	6-4	W	Jan. 16	@ Edmonton	3-1	W
Oct. 7	Boston	4-1	W	Jan. 19	@ Vancouver	1-4	L
Oct. 8	@ Ottawa	0-5	L	Jan. 21	@ Calgary	1-4	L
Oct. 10	Pittsburgh	3-2	W*	Jan. 24	@ N.Y. Rangers	2-1	W
Oct. 13	@ Tampa Bay	4-3	W**	Jan. 26	@ Toronto	8-4	W
Oct. 15	@ Florida	2-3	L	Jan. 31	@ Atlanta	5-2	W
Oct. 20	@ Boston	4-3	W	Feb. 2	Philadelphia	4-2	W
Oct. 22	N.Y. Rangers	3-1	W	Feb. 4	Ottawa	2-1	W**
Oct. 26	Washington	2-3	L	Feb. 7	@ Montreal	3-2	W*
Oct. 28	@ New Jersey	2-3	L	Feb. 9	Montreal	2-3	0**
Oct. 29	@ N.Y. Islanders	6-4	W	Feb. 11	Florida	5-3	W
Nov. 2	Ottawa	4-10	L	Feb. 12	@ Carolina	3-4	0**
Nov. 4	Montreal	2-3	L	Mar. 1	Atlanta	2-4	L
Nov. 5	@ Montreal	2-3	L	Mar. 3	Toronto	6-2	W
Nov. 9	Carolina	3-5	L	Mar. 4	@ Boston	3-2	W
Nov. 11	Toronto	5-2	W	Mar. 7	Boston	3-2	W
Nov. 12	@ Ottawa	1-6	L	Mar. 9	Tampa Bay	8-5	W
Nov. 15	New Jersey	4-1	W	Mar. 11	@ Philadelphia	6-5	W
Nov. 17	Washington	6-5	W	Mar. 12	Boston	6-2	W
Nov. 19	@ Boston	3-2	W	Mar. 14	@ Washington	6-4	W
Nov. 22	N.Y. Rangers	2-3	0**	Mar. 16	Toronto	3-1	W
Nov. 23	@ N.Y. Islanders	4-3	W*	Mar. 16	@ Ottawa	2-4	L
Nov. 25	Montreal	3-1	W	Mar. 20	@ Atlanta	0-5	L
Nov. 27	@ Washington	3-2	W	Mar. 22	Carolina	3-4	L
Nov. 29	@ Pittsburgh	3-2	W	Mar. 24	Ottawa	1-3	L
Dec. 1	@ Montreal	3-2	W*	Mar. 25	@ Boston	4-5	L
Dec. 2	San Jose	0-5	L	Mar. 27	@ N.Y. Rangers	4-5	0**
Dec. 4	@ Colorado	6-4	W	Mar. 29	Boston	4-3	W
Dec. 8	Anaheim	3-2	W*	Mar. 30	@ New Jersey	1-3	L
Dec. 11	@ Minnesota	3-2	W	Apr. 1	@ Toronto	0-7	L
Dec. 14	Dallas	4-3	W	Apr. 4	@ Toronto	3-2	W*
Dec. 16	@ Pittsburgh	4-3	W*	Apr. 5	Ottawa	5-4	W*
Dec. 17	Pittsburgh	4-3	W*	Apr. 7	Philadelphia	2-4	L
Dec. 19	@ Philadelphia	2-1	W**	Apr. 8	@ Ottawa	6-2	W
Dec. 22	@ Florida	1-4	L	Apr. 12	Montreal	3-1	W
Dec. 23	@ Tampa Bay	4-1	W	Apr. 15	@ Montreal	4-2	W
Dec. 26	N.Y. Islanders	6-3	W	Apr. 16	Toronto	6-0	W
Dec. 29	@ Toronto	3-4	0**	Apr. 18	@ Carolina	4-0	W
Dec. 30	Atlanta	4-1	W				
Jan. 1	Florida	1-2	L				
Jan. 5	Tampa Bay	3-1	W				

\* overtime decision  
\*\* shootout decision

**Year-by-Year Results**  
2006-2007 Regular Season Scores

Record: 53-22-7 1st Place - Northeast Division

Oct. 4	@ Carolina	3-2	W**	Jan. 7	New Jersey	2-3	L
Oct. 6	Montreal	5-4	W**	Jan. 12	Phoenix	1-2	0**
Oct. 7	@ Ottawa	4-3	W	Jan. 14	Los Angeles	10-1	W
Oct. 13	@ Detroit	3-2	W**	Jan. 26	@ Columbus	2-3	L
Oct. 14	N.Y. Rangers	7-4	W	Jan. 27	@ N.Y. Islanders	3-5	L
Oct. 17	Philadelphia	9-1	W	Jan. 30	Boston	7-1	W
Oct. 20	Carolina	5-4	W	Feb. 1	@ Boston	3-1	W
Oct. 21	@ Boston	6-2	W	Feb. 3	@ New Jersey	2-3	L
Oct. 23	@ Montreal	4-1	W	Feb. 6	@ Atlanta	4-3	W**
Oct. 26	@ N.Y. Islanders	3-0	W	Feb. 7	Ottawa	3-2	W
Oct. 28	Atlanta	4-5	0**	Feb. 10	Calgary	3-2	W**
Nov. 2	@ Boston	5-4	W**	Feb. 15	Edmonton	2-1	W*
Nov. 4	Toronto	1-4	L	Feb. 17	Boston	3-4	0**
Nov. 5	@ N.Y. Rangers	4-3	W*	Feb. 20	Philadelphia	6-3	W
Nov. 10	Florida	5-4	W*	Feb. 22	Ottawa	6-5	W**
Nov. 11	@ Philadelphia	5-4	W*	Feb. 24	@ Ottawa	5-6	L
Nov. 13	@ Carolina	7-4	W	Feb. 27	@ Toronto	6-1	W
Nov. 15	Ottawa	2-4	L	Mar. 2	Montreal	8-5	W
Nov. 17	Pittsburgh	4-2	W	Mar. 3	@ Toronto	3-1	W
Nov. 18	@ Ottawa	1-4	L	Mar. 7	Colorado	2-3	L
Nov. 20	Tampa Bay	7-2	W	Mar. 9	Minnesota	1-5	L
Nov. 22	Toronto	7-4	W	Mar. 10	New Jersey	2-3	L
Nov. 24	Montreal	1-2	0*	Mar. 13	@ Pittsburgh	4-5	0**
Nov. 26	@ N.Y. Rangers	3-2	W*	Mar. 15	@ Florida	5-3	W
Dec. 1	N.Y. Rangers	4-3	W**	Mar. 16	@ Tampa Bay	3-2	W
Dec. 2	@ Washington	4-7	L	Mar. 18	@ Atlanta	3-4	0*
Dec. 5	@ Tampa Bay	4-1	W	Mar. 21	Washington	5-2	W
Dec. 7	@ Atlanta	1-3	L	Mar. 23	Toronto	5-4	W
Dec. 9	@ Montreal	3-2	W**	Mar. 24	@ Toronto	1-4	L
Dec. 12	@ New Jersey	3-2	W	Mar. 28	New Jersey	4-3	W
Dec. 14	Florida	2-1	W	Mar. 30	N.Y. Islanders	6-4	W
Dec. 16	Ottawa	1-3	L	Mar. 31	@ Montreal	3-4	L
Dec. 19	Montreal	2-5	L	Apr. 3	@ Pittsburgh	4-1	W
Dec. 21	@ Nashville	7-2	W	Apr. 5	Boston	4-2	W
Dec. 23	@ St. Louis	2-3	0*	Apr. 7	@ Washington	2-0	W
Dec. 26	Washington	6-3	W	Apr. 8	@ Philadelphia	3-4	L
Dec. 28	Carolina	4-1	W				
Dec. 30	Atlanta	4-1	W				
Jan. 1	N.Y. Islanders	3-1	W				
Jan. 3	@ Ottawa	3-6	L				
Jan. 5	Pittsburgh	2-4	L				

0 - overtime loss  
\* overtime decision  
\*\* shootout decision

**2003-2004 Regular Season Scoring**

#	Player	GP	G	A	PIS +/-	PIM	PP	SH	GW	GT	S	PCT		
40	Daniel Briere	82	28	37	65	-7	70	11	0	3	0	194	14.4	
81	Miroslav Satou	82	29	28	57	-15	30	11	1	5	0	206	14.1	
17	J.P. Dumont	77	22	31	53	-9	40	10	0	1	0	156	14.1	
23	Chris Drury	76	18	35	53	-8	66	5	1	2	0	152	11.8	
55	Jochen Hecht	64	15	37	52	-17	49	2	1	0	0	174	8.6	
45	Dmitri Kalinin	77	10	24	34	0	42	2	1	4	1	118	8.5	
61	Maxim Afinogenov	73	17	31	41	-57	3	0	4	1	0	148	11.5	
25	Mike Grier (WSH) (BUF)	68	8	12	20	-18	32	1	1	0	0	115	7.0	
14	1	8	9	-10	4	0	0	0	0	0	0	18	5.6	
82	9	20	29	-9	36	1	1	0	0	0	0	133	6.8	
44	Alexei Zhitnik	68	4	24	28	-13	102	2	0	0	1	134	3.0	
12	Alas Kotalik	62	15	11	26	-1	41	2	0	3	0	142	10.6	
24	Taylor Pyatt	63	8	12	20	-7	25	1	2	4	0	99	8.2	
22	Adam Mair	81	6	14	20	-3	146	1	0	1	0	82	7.3	
9	Derek Roy*	49	0	10	19	-8	12	1	0	4	0	71	12.7	
34	Jeff Jillson (BOS) (BUF)	14	0	3	3	-3	19	0	0	0	0	35	0.0	
64	4	13	17	-4	54	1	0	1	1	1	115	3.5		
16	Chris Taylor	54	6	12	16	-22	22	0	0	0	0	50	12.0	
3	James Patrick	55	4	7	11	-11	12	0	0	1	0	44	9.1	
8	Rory Fitzpatrick	60	4	7	11	-5	44	2	0	2	0	76	5.1	
51	Brian Campbell	53	3	8	11	-8	12	0	0	0	0	45	6.7	
10	Henrik Tallinder	72	1	9	10	-5	26	0	0	0	0	63	1.6	
15	Milan Bartovic*	23	1	8	9	+1	18	0	0	0	0	30	3.3	
74	Jay McKee	43	2	3	5	+6	41	0	0	1	0	29	6.9	
28	Jason Botterill	19	2	1	3	0	14	1	0	0	0	20	10.0	
26	Eric Boulton	44	1	2	3	-2	110	0	0	0	0	20	5.0	
4	Brad Brown (MIN) (BUF)	30	0	1	1	-1	54	0	0	0	0	14	0.0	
13	0	2	+3	12	0	0	0	0	0	0	0	6	0.0	
43	0	3	+3	+2	66	0	0	0	0	0	0	20	0.0	
76	Andrew Peters*	42	2	0	-3	151	0	0	0	0	0	19	10.5	
43	Martin Biron	52	0	2	2	0	10	0	0	0	0	0	0	0.0
35	Mika Noronen	35	1	0	1	0	0	0	0	0	0	1	100.0	
29	Jason Pominville*	1	0	0	0	0	0	0	0	0	0	3	0.0	
19	Norman Milley*	2	0	0	0	0	2	0	0	0	0	2	0.0	
30	Ryan Miller*	3	0	0	0	0	0	0	0	0	0	0	0.0	
38	Domenic Pittis*	4	0	0	0	-1	4	0	0	0	0	3	0.0	





Year-by-Year Results

2007-2008 Regular Season Scores

Record: 39-31-12 4th Place - Northeast Division

Oct. 5	N.Y. Islanders	4-6	L	Jan. 16	@ N.Y. Rangers	1-2	L
Oct. 6	@ N.Y. Islanders	2-3	L	Jan. 18	Atlanta	10-1	W
Oct. 11	Atlanta	6-0	W	Jan. 19	@ Toronto	2-4	L
Oct. 13	Washington	7-3	W	Jan. 21	@ Phoenix	2-6	L
Oct. 15	Toronto	5-4	W*	Jan. 24	@ Dallas	2-1	W
Oct. 19	Columbus	0-3	L	Jan. 29	@ Tampa Bay	4-2	W
Oct. 20	@ Montreal	2-4	L	Jan. 30	@ Florida	1-0	W
Oct. 24	@ Carolina	2-6	L	Feb. 1	@ Atlanta	4-5	O**
Oct. 26	@ Florida	4-2	W	Feb. 5	@ Boston	4-2	W
Oct. 27	@ Tampa Bay	4-3	W*	Feb. 6	New Jersey	3-2	W**
Nov. 1	@ Boston	3-4	L*	Feb. 8	Boston	2-3	O**
Nov. 2	Florida	2-4	L	Feb. 10	Florida	5-3	W
Nov. 5	@ Montreal	0-2	L	Feb. 12	@ Ottawa	5-1	W
Nov. 7	Boston	2-1	W*	Feb. 13	Toronto	1-0	W
Nov. 9	Toronto	0-3	L	Feb. 16	@ N.Y. Rangers	1-5	L
Nov. 10	@ Boston	1-2	L	Feb. 17	Pittsburgh	1-4	L
Nov. 15	@ Ottawa	2-3	L	Feb. 20	Tampa Bay	4-3	W*
Nov. 16	Montreal	4-1	W	Feb. 21	@ Toronto	5-1	W
Nov. 21	Ottawa	4-2	W	Feb. 23	N.Y. Rangers	3-4	L
Nov. 23	Montreal	4-2	W	Feb. 25	Philadelphia	3-4	O**
Nov. 24	@ Montreal	3-0	W	Feb. 27	Nashville	8-4	W
Nov. 26	@ Washington	3-1	W	Feb. 29	Montreal	2-5	L
Nov. 28	St. Louis	3-4	L	Mar. 2	Detroit	2-4	L
Dec. 1	Carolina	0-1	W	Mar. 4	@ Philadelphia	5-2	W
Dec. 5	@ Anaheim	1-4	L	Mar. 5	Washington	1-3	L
Dec. 6	@ Los Angeles	2-0	L	Mar. 8	@ Carolina	3-4	O*
Dec. 8	@ San Jose	7-1	W	Mar. 10	N.Y. Rangers	2-3	O**
Dec. 10	Boston	1-4	L	Mar. 12	@ Pittsburgh	3-7	L
Dec. 12	N.Y. Islanders	5-3	W	Mar. 14	Carolina	7-1	W
Dec. 14	@ Washington	5-3	W	Mar. 15	@ Toronto	6-2	W
Dec. 15	Chicago	3-1	W	Mar. 19	Tampa Bay	7-4	W
Dec. 19	@ N.Y. Islanders	2-1	W	Mar. 21	Toronto	1-4	L
Dec. 21	Philadelphia	3-2	W	Mar. 25	Ottawa	3-6	L
Dec. 22	@ Philadelphia	6-5	W**	Mar. 27	@ Ottawa	4-3	W**
Dec. 26	Ottawa	3-5	L	Mar. 28	Montreal	3-4	O*
Dec. 28	@ New Jersey	1-2	O**	Mar. 30	Boston	2-1	W*
Dec. 29	@ Pittsburgh	0-2	L	Apr. 1	@ Toronto	4-3	W**
Jan. 1	Pittsburgh	1-2	O**	Apr. 3	@ Montreal	1-3	L
Jan. 4	Ottawa	3-5	L	Apr. 5	@ Boston	3-0	W
Jan. 6	@ Atlanta	2-5	L				
Jan. 8	@ New Jersey	1-2	O**				
Jan. 10	@ Ottawa	2-3	O**				
Jan. 12	New Jersey	2-3	O**				

O - overtime loss  
\* - overtime decision  
\*\* - shootout decision

Year-by-Year Results

2008-2009 Regular Season Scores

Record: 52-24-6 2nd Place - Northeast Division

Oct. 10	Montreal	2-1	W**	Jan. 15	@ Dallas	5-4	W**
Oct. 13	@ N.Y. Islanders	7-1	W	Jan. 17	Carolina	3-1	W
Oct. 15	@ N.Y. Rangers	3-1	W	Jan. 19	@ Florida	3-2	W**
Oct. 17	Vancouver	5-2	W	Jan. 21	@ Tampa Bay	3-5	L
Oct. 18	@ Atlanta	2-3	L**	Jan. 27	@ Edmonton	10-2	W
Oct. 21	Boston	3-2	W**	Jan. 28	@ Calgary	2-5	L
Oct. 23	@ Minnesota	4-3	W*	Jan. 31	@ Phoenix	2-0	W
Oct. 25	@ Colorado	1-2	L**	Feb. 2	@ Anaheim	2-3	L
Oct. 27	Ottawa	2-5	L	Feb. 4	Toronto	5-0	W
Oct. 30	Tampa Bay	2-5	L	Feb. 6	Montreal	3-2	W
Nov. 1	Washington	5-0	W	Feb. 7	@ Ottawa	2-3	L**
Nov. 3	@ New Jersey	2-0	W	Feb. 11	Ottawa	1-3	L
Nov. 7	Atlanta	5-4	W*	Feb. 13	San Jose	6-5	W**
Nov. 8	@ Boston	1-3	L	Feb. 15	Carolina	0-3	L
Nov. 12	St. Louis	4-3	W	Feb. 17	@ Toronto	4-1	W
Nov. 14	Columbus	1-6	L	Feb. 19	@ Philadelphia	3-6	L
Nov. 15	@ Pittsburgh	2-5	L	Feb. 21	N.Y. Rangers	4-2	W
Nov. 19	@ Boston	4-7	L	Feb. 24	Anaheim	2-3	L
Nov. 21	Philadelphia	0-3	L	Feb. 26	@ Carolina	1-2	L**
Nov. 22	N.Y. Islanders	2-4	L	Feb. 28	@ N.Y. Islanders	0-2	L
Nov. 26	Boston	3-2	W	Mar. 4	Montreal	5-1	W
Nov. 28	Pittsburgh	4-3	W	Mar. 6	Phoenix	5-1	W
Nov. 29	@ Montreal	2-3	L	Mar. 7	@ Ottawa	3-6	L
Dec. 1	Nashville	0-2	L	Mar. 10	@ Philadelphia	2-5	L
Dec. 4	@ Florida	1-2	L	Mar. 12	Florida	3-1	W
Dec. 6	@ Tampa Bay	4-3	W	Mar. 14	Atlanta	5-4	L**
Dec. 8	@ Pittsburgh	4-3	W	Mar. 17	@ Ottawa	2-4	L
Dec. 10	Tampa Bay	4-2	W	Mar. 20	Philadelphia	6-4	L
Dec. 12	Toronto	1-2	L	Mar. 21	@ N.Y. Rangers	3-5	L
Dec. 13	@ New Jersey	4-2	W	Mar. 25	Florida	5-3	W
Dec. 17	New Jersey	3-5	L	Mar. 27	Toronto	5-3	W
Dec. 19	Los Angeles	5-0	W	Mar. 28	@ Montreal	4-3	W**
Dec. 20	@ Montreal	3-4	L*	Apr. 1	@ Atlanta	2-3	L*
Dec. 22	Pittsburgh	3-4	L*	Apr. 3	@ Washington	5-4	W*
Dec. 26	@ Washington	2-3	L	Apr. 4	New Jersey	2-3	L
Dec. 27	N.Y. Islanders	4-3	W**	Apr. 6	Detroit	1-4	L
Dec. 30	Washington	2-4	L	Apr. 8	@ Toronto	3-1	W
Jan. 1	@ Toronto	4-1	W	Apr. 9	@ Carolina	5-1	W
Jan. 3	@ Boston	4-2	W	Apr. 11	Boston	6-1	W
Jan. 6	Ottawa	4-2	W				
Jan. 9	N.Y. Rangers	2-1	W**				
Jan. 10	@ Detroit	1-3	L				
Jan. 14	@ Chicago	1-4	L				

O - overtime loss  
\* - overtime decision  
\*\* - shootout decision

2007-2008 Regular Season Scoring

#	Player	GP	G	A	PTS	-/+	PIM	PP	SH	GW	GT	S	PCT
9	Derek Roy	78	32	49	81	13	46	6	3	4		218	14.7
29	Jason Pominville	82	27	53	80	16	20	2	1	1		232	11.6
26	Thomas Vanek	82	36	28	64	-5	64	19	0	8		240	15.0
55	Jochen Hecht	75	22	27	49	1	38	3	1	2		229	9.6
12	Alex Kotlik	79	23	20	43	-5	58	12	0	1		207	11.1
19	Tim Connolly	48	7	33	40	4	8	3	1	3		111	6.3
21	Drew Stafford	64	16	22	38	3	51	1	0	5		103	15.5
28	Paul Baustad	82	10	26	36	-4	85	5	0	2		136	7.4
20	Daniel Paille	77	19	16	35	9	14	0	3	2		110	17.3
56	Steve Bernier (S.J.)	59	13	10	23	-2	62	4	0	0		46	13.5
(BUF)		17	3	6	9	1	2	6	0	0		35	8.6
(TOT)		76	16	16	32	1	64	4	0	0		131	9.5
6	Jaroslav Spacak	60	9	23	32	4	42	7	0	1		95	12.2
61	Maxim Afinogenov	56	10	18	28	16	42	1	0	1		114	8.9
5	Toni Lydman	82	4	22	26	1	74	3	0	0		86	4.7
10	Henrik Tallinder	71	1	17	18	5	48	0	0	0		70	1.4
22	Adam Mair	72	5	12	17	-2	66	0	0	2		62	8.1
41	Clarke MacArthur	37	8	7	15	3	20	0	0	1		51	15.7
38	Nathan Paetsch	59	2	7	9	3	27	0	0	0		49	4.1
37	Mike Ryan	46	4	4	8	-4	30	0	0	0		60	7.1
44	Andrej Sekera	37	2	6	8	5	16	0	0	1		28	1.7
45	Dmitri Kalinin	46	1	7	8	-7	32	1	0	0		60	6.7
4	Nolan Pratt	55	1	6	7	1	30	0	0	0		21	4.8
36	Patrick Kalota	40	3	2	5	1	41	0	0	0		26	11.5
34	Mike Weber	16	0	3	3	12	14	0	0	0		12	0.0
76	Andrew Peters	44	1	1	2	-4	100	0	0	0		18	5.6
3	Michael Funk	4	0	0	0	-3	0	0	0	0		1	0.0
17	Marc-Andre Groganani	2	0	0	0	-2	4	0	0	0		1	0.0
27	Toyyo Numminen	1	0	0	0	0	0	0	0	0		1	0.0

#	Goalender	GP	MIN	AVG	W	L	T	EN	SO	GA	SA	PCT
30	Ryan Miller	76	4474	2.64	36	27	10	8	3	197	1907	.906
35	Jocelyn Thibault	12	507	3.31	3	4	2	0	2	28	166	.869

TEAM TOTALS 82 4981 2.71 39 31 12 8 5 225 2083 .892

2008-2009 Regular Season Scoring

#	Player	GP	G	A	PTS	-/+	PIM	PP	SH	GW	GT	S	PCT
9	Derek Roy	82	28	42	70	-5	38	9	1	9	1	221	12.7
29	Jason Pominville	82	20	46	66	4	18	6	1	2	1	239	8.4
26	Thomas Vanek	73	40	24	64	1	44	20	2	5	0	211	19.0
19	Tim Connolly	48	18	29	47	12	22	5	1	5	0	126	14.3
21	Drew Stafford	78	20	25	45	3	29	9	0	0	0	163	10.9
17	Dominic Moore (TOR)	63	12	29	41	-1	69	4	1	1	0	152	8.1
(BUF)		18	1	3	4	-1	23	0	0	0	0	33	3.0
(TOT)		81	13	32	45	-2	92	4	1	1	0	185	7.9
6	Jaroslav Spacak	80	8	37	45	-2	38	4	0	0	0	130	6.2
12	Alex Kotlik (BUF)	56	13	19	32	7	28	8	0	1	0	153	8.5
(EDM)		19	7	4	11	2	6	1	0	0	0	55	12.7
(TOT)		75	20	23	43	5	34	9	0	1	0	208	9.6
41	Clarke MacArthur	71	17	14	31	4	56	5	0	0	0	108	15.7
28	Paul Baustad	62	12	17	29	4	108	3	1	1	0	122	8.9
55	Jochen Hecht	70	12	15	27	9	33	3	1	1	0	173	6.9
20	Daniel Paille	73	12	15	27	0	20	0	0	2	0	80	15.0
52	Craig Rivet	64	2	22	24	4	125	1	0	0	0	80	2.5
5	Toni Lydman	80	3	20	23	0	70	0	0	0	0	99	3.0
61	Maxim Afinogenov	48	6	14	20	7	20	0	0	0	0	83	6.5
22	Adam Mair	76	8	11	19	4	95	0	0	1	0	75	10.7
44	Andrej Sekera	69	3	16	19	-11	22	1	0	1	0	84	3.6
27	Toyyo Numminen	57	2	15	17	-4	22	1	0	1	0	34	5.9
37	Matt Ellis	45	7	5	12	4	12	0	0	2	0	73	9.6
10	Henrik Tallinder	66	1	11	12	-2	36	0	0	1	0	35	2.9
36	Patrick Kalota	51	4	5	9	1	89	0	0	0	0	35	11.4
34	Chris Butler	47	2	4	6	-11	18	0	0	1	0	36	5.6
38	Nathan Paetsch	23	2	4	6	3	25	0	0	0	0	21	9.5
25	Mark Mancari*	7											





Sabres All-Time Home and Away Records

Year	HOME							AWAY						
	GP	W	L	T	GF	GA	PTS	GP	W	L	T	GF	GA	PTS
1970-71	39	16	13	10	119	123	42	39	8	26	5	98	168	21
1971-72	39	11	19	9	110	127	31	39	5	24	10	93	162	20
1972-73	39	30	6	3	162	80	63	39	7	21	11	95	139	25
1973-74	39	23	10	6	142	99	52	39	9	24	6	100	151	24
1974-75	40	28	6	6	199	113	62	40	21	10	9	155	127	51
1975-76	40	28	7	5	197	106	61	40	18	14	8	142	134	44
1976-77	40	27	8	5	165	101	59	40	21	16	3	136	119	45
1977-78	40	25	7	8	142	86	58	40	19	12	9	146	129	47
1978-79	40	19	13	8	150	130	46	40	17	15	8	130	133	42
1979-80	40	27	5	8	180	95	62	40	20	12	8	138	106	48
1980-81	40	21	7	12	177	111	54	40	18	13	9	150	139	45
1981-82	40	23	8	9	179	128	55	40	16	18	6	128	145	38
1982-83	40	25	7	8	189	124	58	40	13	22	5	129	161	31
1983-84	40	25	9	6	168	119	56	40	23	16	1	147	138	47
1984-85	40	23	10	7	164	116	53	40	15	18	7	126	121	37
1985-86	40	23	16	1	169	147	47	40	14	21	5	127	144	33
1986-87	40	18	18	4	153	144	40	40	10	26	4	127	164	24
1987-88	40	19	14	7	144	138	45	40	18	18	4	139	167	40
1988-89	40	25	12	3	167	141	53	40	13	23	4	124	158	30
1989-90	40	27	11	2	160	121	56	40	18	16	6	126	127	42
1990-91	40	15	13	12	157	129	42	40	16	17	7	135	149	39
1991-92	40	22	13	5	158	133	49	40	9	24	7	131	166	25
1992-93	42	25	15	2	190	145	52	42	13	21	8	145	152	34
1993-94	42	22	17	3	140	107	47	42	21	15	6	142	111	48
1994-95	24	15	8	1	80	58	31	24	7	11	6	50	61	20
1995-96	41	19	17	5	125	111	43	41	14	25	2	122	151	30
1996-97	41	24	11	6	139	107	54	41	16	19	6	98	101	38
1997-98	41	20	13	8	113	82	48	41	16	16	9	98	105	41
1998-99	41	23	12	6	117	88	52	41	14	16	11	90	87	39
1999-00	41	21	15	5	112	98	*48	41	14	21	6	101	106	*37
2000-01	41	26	12	3	120	89	55	41	20	19	2	98	95	**43
2001-02	41	20	16	5	111	93	45	41	15	20	6	102	107	*37
2002-03	41	18	18	5	112	106##43		41	9	27	5	78	113@29	
2003-04	41	21	16	4	126	108 #49		41	16	22	3	94	113**36	
2005-06	41	27	11	3	152	111 #57		41	25	13	3	129	128 #53	
2006-07	41	28	10	3	166	124	59	41	25	12	4	142	118	54
2007-08	41	20	15	6	140	123	46	41	19	16	6	115	119	44
2008-09	41	23	15	3	128	112	49	41	18	17	6	122	122	42
<b>TOTALS</b>	<b>1517</b>	<b>852</b>	<b>453</b>	<b>212</b>	<b>5622</b>	<b>4273</b>	<b>1922</b>	<b>1517</b>	<b>590</b>	<b>696</b>	<b>231</b>	<b>4548</b>	<b>4936</b>	<b>1423</b>

\* Includes four points for regulation tie (losses in overtime)

\*\* Includes one point for regulation tie (loss in overtime)

# # Includes two points for regulation tie (loss in overtime)

# Includes three points for regulation tie (loss in overtime)

@ Includes six points for regulation tie (loss in overtime)





Sabres All-Time Records by Team

HOME Record

Team	GP	W	L	OTL/T	GF	GA	PTS.
Anaheim	11	5	3	3	30	25	13
Atlanta	18	10	5	3	80	49	23
Boston	123	65	40	18	442	352	148
Calgary	46	28	13	5	191	133	61
Carolina	85	51	26	8	342	246	110
Chicago	54	33	14	7	199	138	73
Colorado	64	36	19	9	249	207	81
Columbus	6	2	4	0	14	18	4
Dallas	53	29	13	11	192	142	69
Detroit	54	33	13	8	229	161	74
Edmonton	31	11	13	7	111	113	29
Florida	31	21	7	3	92	58	45
Los Angeles	55	30	16	9	232	158	69
Minnesota	4	1	3	0	8	13	2
Montreal	117	63	32	22	365	309	148
Nashville	6	1	4	1	17	22	3
New Jersey	62	34	19	**9	234	187	77
N.Y. Islanders	69	38	21	10	233	192	86
N.Y. Rangers	76	44	20	12	305	231	100
Ottawa	46	27	16	3	141	108	57
Philadelphia	71	36	26	9	240	200	81
Phoenix	33	21	6	6	133	82	48
Pittsburgh	79	38	**20	****21	296	213	97
St. Louis	54	30	18	6	207	171	66
San Jose	13	12	1	0	58	37	24
Tampa Bay	31	19	10	2	100	88	40
Toronto	84	53	24	7	332	221	113
Vancouver	54	28	*18	8	194	157	64
Washington	64	40	***18	6	252	169	86
Defunct Clubs	23	13	5	5	94	63	31

AWAY Record

Team	GP	W	L	OTL/T	GF	GA	PTS.
Anaheim	11	7	4	0	33	23	14
Atlanta	18	5	7	6	52	60	16
Boston	122	41	64	17	360	441	99
Calgary	48	18	19	11	149	161	47
Carolina	86	39	33	14	257	249	92
Chicago	53	19	28	6	142	169	44
Colorado	66	23	31	12	204	233	58
Columbus	3	0	2	1	6	8	1
Dallas	56	23	27	6	163	178	52
Detroit	57	19	32	6	162	208	44
Edmonton	31	7	21	3	87	123	17
Florida	29	14	14	1	81	78	29
Los Angeles	55	23	23	9	189	193	55
Minnesota	5	4	1	0	14	9	8
Montreal	118	41	64	13	345	431	95
Nashville	6	4	2	0	16	12	8
New Jersey	62	29	21	*12	193	177	70
N.Y. Islanders	69	30	29	**10	192	191	70
N.Y. Rangers	74	27	30	17	201	237	71
Ottawa	48	20	18	10	127	134	50
Philadelphia	75	20	42	13	192	260	53
Phoenix	31	15	14	2	96	93	32
Pittsburgh	79	21	39	19	241	293	61
San Jose	11	2	4	5	40	37	9
St. Louis	51	14	28	9	127	183	37
Tampa Bay	31	21	7	3	99	69	45
Toronto	82	38	29	15	282	241	91
Vancouver	53	16	26	11	163	197	43
Washington	64	38	17	9	226	162	85
Defunct Clubs	23	12	8	3	97	76	27

\* includes one game played at Hamilton, Ont.

\*\* includes one game played at Sacramento, Calif.

\*\*\* includes one game played at Rochester, N.Y.

\*\*\*\* includes 2008 Winter Classic played at Orchard Park, N.Y.

\* includes one game played at Hamilton, Ont.

\*\* includes one game played at Minneapolis, Minn.

Sabres All-Time Record

Team	GP	W	L	OTL/T	GF	GA	PTS.
Anaheim	22	12	7	3	63	47	27
Atlanta	36	15	12	9	132	109	39
Boston	245	106	104	35	802	793	247
Calgary	94	46	32	16	340	294	108
Carolina	171	90	59	22	599	495	202
Chicago	107	52	42	13	344	308	117
Colorado	130	59	50	21	453	440	139
Columbus	9	2	6	1	20	26	5
Dallas	109	52	40	17	355	320	121
Detroit	111	52	45	14	391	369	118
Edmonton	62	18	34	10	198	236	46
Florida	60	35	21	4	173	136	74
Los Angeles	110	53	39	18	421	351	124
Minnesota	9	5	4	0	22	22	10
Montreal	235	104	96	35	710	740	243

Team	GP	W	L	OTL/T	GF	GA	PTS.
Nashville	12	5	6	1	33	34	11
New Jersey	124	63	40	21	427	364	147
N.Y. Islanders	138	68	50	20	425	383	156
N.Y. Rangers	150	71	50	29	506	468	171
Ottawa	94	47	34	13	268	242	107
Philadelphia	146	56	68	22	432	460	134
Phoenix	64	36	20	8	229	175	80
Pittsburgh	158	59	59	40	537	506	158
St. Louis	105	44	46	15	334	354	103
San Jose	24	14	5	5	98	74	33
Tampa Bay	62	40	17	5	198	147	85
Toronto	166	91	53	22	614	462	204
Vancouver	107	44	44	19	357	354	107
Washington	128	78	35	15	478	333	171
Defunct Clubs	46	25	13	8	191	139	58





Last Ten (10) Games vs.

HOME (Most to least recent)

Team	1	2	3	4	5	6	7	8	9	10	Record
Anaheim Ducks	L	W	W	W	O	O	L	W	O	L	4-3-3
Atlanta Thrashers	O	O	W	W	W	O	L	W	W	L	5-2-3
Boston Bruins	W	W	W	W	O	L	W	W	O	W	7-1-2
Calgary Flames	W	W	W	W	W	W	O	L	W	W	8-1-1
Carolina Hurricanes	L	W	W	W	W	W	L	L	W	W	7-3-0
Chicago Blackhawks	W	O	L	W	W	W	L	W	L	L	5-4-1
Colorado Avalanche	L	W	L	W	L	T	W	W	W	L	5-4-1
Columbus Blue Jackets	L	L	W	W	L	L	---	---	---	---	2-4-0
Dallas Stars	W	W	W	W	L	W	L	L	O	W	6-3-1
Detroit Red Wings	L	L	L	W	L	O	L	L	W	L	2-7-1
Edmonton Oilers	W	L	L	O	L	O	L	W	O	L	2-5-3
Florida Panthers	W	W	W	L	W	W	W	L	O	W	7-2-1
Los Angeles Kings	W	W	W	L	W	W	W	W	W	O	8-1-1
Minnesota Wild	L	L	L	W	---	---	---	---	---	---	1-3-0
Montreal Canadiens	W	W	W	O	L	W	W	W	L	O	6-2-2
Nashville Predators	L	W	L	O	L	L	---	---	---	---	1-4-1
New Jersey Devils	L	L	W	O	W	L	L	W	L	O	3-5-2
New York Islanders	W	L	W	L	W	W	W	W	L	L	6-4-0
New York Rangers	W	W	O	L	W	W	O	W	W	L	6-2-2
Ottawa Senators	L	W	L	L	L	L	W	W	W	L	4-6-0
Philadelphia Flyers	L	L	O	W	W	W	L	W	W	O	5-3-2
Phoenix Coyotes	W	O	L	L	L	L	O	O	O	W	2-4-4
Pittsburgh Penguins	O	W	L	O	L	W	W	W	W	O	5-2-3
St. Louis Blues	W	L	L	L	L	L	O	O	O	W	2-6-2
San Jose Sharks	W	L	W	W	W	W	W	W	W	W	9-1-0
Tampa Bay Lightning	W	L	W	W	L	W	W	W	W	L	7-3-0
Toronto Maple Leafs	W	W	L	L	W	L	W	W	L	W	6-4-0
Vancouver Canucks	W	W	L	W	W	L	W	L	L	W	6-4-0
Washington Capitals	L	W	L	W	W	W	W	L	W	W	7-3-0

AWAY (Most to least recent)

Team	1	2	3	4	5	6	7	8	9	10	Record
Anaheim Ducks	L	L	W	W	W	W	W	W	L	L	6-4-0
Atlanta Thrashers	O	O	O	L	O	W	L	W	W	L	3-3-4
Boston Bruins	W	L	L	W	W	L	O	W	O	W	5-3-2
Calgary Flames	L	L	W	L	L	W	O	W	L	L	3-6-1
Carolina Hurricanes	W	O	O	L	W	W	W	O	W	L	5-2-3
Chicago Blackhawks	L	W	W	L	W	W	L	L	L	L	4-6-0
Colorado Avalanche	O	W	W	L	W	W	W	L	O	L	5-3-2
Columbus Blue Jackets	L	L	O	---	---	---	---	---	T	L	0-2-1
Dallas Stars	W	W	L	L	L	W	L	L	L	L	3-7-0
Detroit Red Wings	L	W	L	L	O	L	L	L	L	L	1-8-1
Edmonton Oilers	W	W	L	O	L	L	W	L	L	W	4-5-1
Florida Panthers	W	L	W	W	W	L	L	L	W	L	5-5-0
Los Angeles Kings	L	W	L	L	L	L	O	L	W	W	3-6-1
Minnesota Wild	W	W	L	W	W	---	---	---	---	---	4-1-0
Montreal Canadiens	W	O	L	L	W	L	L	L	L	W	3-6-1
Nashville Predators	W	L	L	W	W	W	---	---	---	---	4-2-0
New Jersey Devils	W	W	O	O	L	W	L	L	L	L	3-5-2
New York Islanders	L	W	W	L	L	W	W	W	L	L	5-5-0
New York Rangers	L	W	L	L	W	W	O	W	W	W	6-3-1
Ottawa Senators	L	L	O	W	W	O	L	L	L	L	2-6-2
Philadelphia Flyers	L	L	W	W	L	W	W	W	L	L	5-5-0
Phoenix Coyotes	W	L	W	W	L	L	L	W	L	L	4-6-0
Pittsburgh Penguins	W	L	L	L	W	O	W	W	O	L	4-4-2
St. Louis Blues	O	O	L	L	O	W	W	W	L	O	3-3-4
San Jose Sharks	W	O	L	O	O	L	O	L	O	L	1-4-5
Tampa Bay Lightning	L	W	W	W	W	W	W	W	L	L	7-3-0
Toronto Maple Leafs	W	W	W	W	W	W	L	L	W	W	8-2-0
Vancouver Canucks	L	L	O	L	L	W	W	W	L	W	4-5-1
Washington Capitals	W	L	W	W	W	L	W	W	W	W	8-2-0





Last Ten (10) Games vs.

**LAST TEN (10) GAMES (Most to least recent)**

Team	1	2	3	4	5	6	7	8	9	10	Record
Anaheim Ducks	L	L	L	W	W	W	W	W	W	O	6-3-1
Atlanta Thrashers	O	O	O	O	O	W	L	W	O	W	3-1-6
Boston Bruins	W	W	W	L	L	W	W	W	O	W	7-2-1
Calgary Flames	L	W	L	W	L	L	W	W	W	W	6-4-0
Carolina Hurricanes	W	O	L	W	W	O	W	L	W	W	2-6-1
Chicago Blackhawks	L	W	W	W	O	L	L	W	W	W	6-3-1
Colorado Avalanche	O	L	W	W	W	L	L	W	W	W	6-3-1
Columbus Blue Jackets	L	L	L	W	W	L	O	L	L	--	2-6-1
Dallas Stars	W	W	W	W	L	W	L	L	O	W	6-3-1
Detroit Red Wings	L	L	L	W	L	L	W	L	O	L	2-7-1
Edmonton Oilers	W	W	W	W	O	L	L	L	O	L	3-5-2
Florida Panthers	W	W	W	L	W	W	L	W	W	W	8-2-0
Los Angeles Kings	W	L	W	W	W	L	L	L	W	W	6-4-0
Minnesota Wild	W	L	W	L	L	W	L	W	W	--	5-4-0
Montreal Canadiens	W	W	W	O	L	W	L	O	L	W	5-3-2
Nashville Predators	L	W	W	L	L	O	O	W	W	L	4-5-1
New Jersey Devils	L	L	W	W	W	O	O	O	W	L	4-3-3
New York Islanders	L	W	L	W	W	W	L	L	W	L	5-5-0
New York Rangers	L	W	W	W	O	L	L	L	W	W	5-4-1
Ottawa Senators	L	L	L	O	W	L	W	L	W	O	3-5-2
Philadelphia Flyers	L	L	L	L	W	O	W	W	L	W	4-5-1
Phoenix Coyotes	W	W	W	L	L	W	L	W	L	L	4-5-1
Pittsburgh Penguins	O	W	W	O	L	L	O	L	W	O	3-4-3
St. Louis Blues	W	L	O	L	L	O	L	L	L	L	1-7-2
San Jose Sharks	W	W	L	W	O	W	L	W	O	W	6-2-2
Tampa Bay Lightning	L	W	W	L	W	W	W	W	W	L	7-3-0
Toronto Maple Leafs	W	W	W	W	W	L	W	L	W	W	8-2-0
Vancouver Canucks	W	W	L	L	L	O	W	W	L	L	4-5-1
Washington Capitals	W	L	L	W	L	W	W	W	W	W	7-3-0





Record by Day of the Week

2001-2002 Season				2002-2003 Season				2003-2004 Season				2005-2006 Season			
Day	No.	Record	Pts	Day	No.	Record	Pts	Day	No.	Record	Pts	Day	No.	Record	Pts
Sunday	9	6-2-1	13	Sunday	5	1-2-2	4	Sunday	3	2-1-0	4	Sunday	7	5-1-1	11
Monday	6	2-4-0	4	Monday	7	1-5-1	3	Monday	9	4-5-0	8	Monday	6	4-1-1	9
Tuesday	14	4-5-5	13	Tuesday	15	3-9-3	9	Tuesday	8	3-4-1	7	Tuesday	10	9-0-1	19
Wednesday	10	5-3-2	12	Wednesday	9	5-3-1	11	Wednesday	16	8-5-3	19	Wednesday	11	6-5-0	12
Thursday	9	3-6-0	6	Thursday	9	2-5-2	6	Thursday	10	3-7-0	6	Thursday	16	10-3-3	23
Friday	16	8-7-1	17	Friday	14	7-5-2	16	Friday	15	11-4-0	22	Friday	12	7-5-0	14
Saturday	18	7-9-2	16	Saturday	23	8-15-0	16	Saturday	21	6-12-3	15	Saturday	20	11-9-0	22

2006-2007 Season				2007-2008 Season				2008-2009 Season			
Day	No.	Record	Pts	Day	No.	Record	Pts	Day	No.	Record	Pts
Sunday	4	2-1-1	5	Sunday	5	2-3-0	4	Sunday	1	0-1-0	0
Monday	5	4-1-0	8	Monday	7	2-3-2	6	Monday	9	4-4-1	9
Tuesday	11	9-1-1	19	Tuesday	8	5-1-2	12	Tuesday	8	4-4-0	8
Wednesday	10	7-3-0	14	Wednesday	17	10-7-0	20	Wednesday	14	8-5-1	17
Thursday	12	10-2-0	20	Thursday	9	4-3-2	10	Thursday	9	5-3-1	11
Friday	15	11-3-1	23	Friday	18	7-7-4	18	Friday	16	10-5-1	21
Saturday	25	10-12-1	21	Saturday	18	9-7-2	20	Saturday	24	10-9-5	25

Record by Month

2001-2002 Season				2002-2003 Season				2003-2004 Season				2005-2006 Season			
Month	No.	Record	Pts	Month	No.	Record	Pts	Month	No.	Record	Pts	Month	No.	Record	Pts
October	13	5-7-1	11	October	10	3-5-2	8	October	11	6-5-0	12	October	11	7-4-0	14
November	14	6-7-1	13	November	13	1-10-2	4	November	14	5-7-2	12	November	14	8-5-1	17
December	13	4-7-2	10	December	14	4-9-1	9	December	13	4-8-1	9	December	14	11-2-1	23
January	13	7-5-1	15	January	13	7-4-2	16	January	16	8-6-2	18	January	11	6-4-1	13
February	5	1-2-2	4	February	13	4-8-1	9	February	11	5-5-1	11	February	6	4-0-2	10
March	17	8-7-2	18	March	16	7-8-1	15	March	15	9-5-1	19	March	17	9-7-1	19
April	7	4-1-2	10	April	3	1-1-1	3	April	2	0-2-0	0	April	9	7-2-0	14

2006-2007 Season				2007-2008 Season				2008-2009 Season			
Month	No.	Record	Pts	Month	No.	Record	Pts	Month	No.	Record	Pts
October	11	10-0-1	21	October	10	5-5-0	10	October	10	6-2-2	14
November	13	9-3-1	19	November	13	6-6-1	13	November	13	5-7-1	11
December	14	9-4-1	19	December	14	8-5-1	17	December	14	6-6-2	14
January	14	6-7-1	13	January	13	4-5-4	12	January	13	9-4-0	18
February	11	8-2-1	17	February	15	8-4-3	19	February	13	5-6-2	12
March	15	8-5-2	18	March	14	6-5-3	15	March	12	6-5-1	13
April	4	3-1-0	6	April	3	2-1-0	4	April	7	4-2-1	9

Best and Worst

Month	Best (Year)	Worst (Year)
October	10-0-1, 21 pts. (2006)	1-7-2, 4 pts. (1986)
November	12-1-3, 27 pts. (1974)	1-10-2, 4 pts. (2002)
December	11-2-1, 23 pts. (2005)	3-8-2, 8 pts. (1970)
January	11-0-2, 24 pts. (1984)	2-7-3, 7 pts. (1972)
February	10-4-0, 20 pts. (1977)	3-2-1, 7 pts. (1995)*
March	9-2-2, 20 pts. (1978)	4-10-1, 9 pts. (1971)
April	10-3-4, 24 pts. (1979)	3-6-3, 9pts. (1972)
May	6-7-2, 14 pts. (1995)*	2-11-1, 5 pts. (1996)
	7-2-0, 14 pts. (2006)	0-1-0, 0 pts. (1983)
	2-0-0, 4 pts. (1995)*	0-7-0, 0 pts. (1993)
		0-2-0, 0 pts. (2004)
		2-0-4, 4 pts. (1995)*

\* Shortened season (48 games)





**Sabres Streaks**

**Sabres Longest Winning Streak**

Games	Dates
10	10/04/06 to 10/26/06
10	1/04/84 to 1/23/84
9	12/11/76 to 12/29/76
9	11/24/79 to 12/13/79

**NOTE:** Sabres won 15 straight over two seasons:  
4-8-06 to 10-26-06

**Sabres Longest Losing Streaks**

Games	Dates
8	1/25/03 to 2/13/03
7	12/04/03 to 12/19/03
7	12/20/02 to 12/31/02
7	11/03/02 to 11/19/02

**Sabres Longest Unbeaten Streaks**

Games	Dates
14	3/06/80 to 4/06/80
13	1/04/84 to 1/29/84
13	1/21/98 to 3/02/98

**Sabres Longest Winless Streaks**

Games	Dates
12	11/23/91 to 12/20/91
12	10/25/02 to 11/19/02
10	11/07/71 to 12/01/71

**Most Consecutive Ties**

Games	Dates
4	12/22/77 to 1/01/78
4	1/09/81 to 1/16/81
4	2/26/82 to 3/06/82
4	12/09/84 to 12/16/84

**The Last Streaks**

**Sabres Winning Streaks**

Games	Dates
5	4/8/06 to 4/18/06
6	1/24/06 to 2/7/06
7	12/4/06 to 12/19/06
8	3/3/06 to 3/16/06
9	11/24/79 to 12/13/79
10	10/04/06 to 10/26/06

**Sabres Losing Streaks**

Games	Dates
5	11/14/08 to 11/22/08
6	3/18/06 to 3/27/06
7	12/04/03 to 12/19/03

**NOTE:** Last three consecutive OTL (3/11/04 to 3/15/04)

**Sabres Unbeaten Streaks**

Games	Dates
6	2/10/04 to 2/20/04
7	1/23/92 to 2/04/92
8	11/29/98 to 12/18/98
9	10/27/98 to 11/20/98
10	12/23/84 to 1/12/85
11	12/15/77 to 1/11/78
12	1/29/97 to 2/23/97
13	1/21/98 to 3/02/98
14	3/06/80 to 4/06/80

**Sabres Winless Streaks**

Games	Dates
6	3/22/97 to 4/02/97
7	10/02/99 to 10/20/99
8	12/04/03 to 12/23/03
9	None
10	12/26/07 to 1/16/08
11	None
12	11/23/91 to 12/20/91

**Consecutive Ties**

Games	Dates
4	12/9/84 to 12/16/84





Sabres Season Openers

OPENER

Score	Opp	Date
2-1	at PIT	10-10-70
2-1	vs. PIT	10-10-71
5-3	vs. ATL	10-8-72
4-7	at TOR	10-10-73
9-5	vs. BOS	10-10-74
4-0	vs. DET	10-9-75
0-4	at DET	10-9-76
3-2	vs. NYI	10-13-77
2-2	vs. NYI	10-12-78
6-3	vs. WSH	10-11-79
3-4	at CHI	10-9-80
5-3	vs. WSH	10-7-81
4-6	vs. QUE	10-6-82
5-3	vs. HFD	10-5-83
4-3	vs. MON	10-11-84
4-5	vs. HFD	10-10-85
2-3	at WPG	10-9-86
2-2	vs. MIN	10-8-87
3-2	vs. MON	10-6-88
4-3	vs. QUE	10-5-89
3-3	vs. MON	10-4-90
4-5	vs. PIT	10-4-91
4-5	vs. QUE	10-8-92
5-3	at BOS	10-7-93
2-1	at NYR	1-20-95
3-1	at OTT	10-7-95
3-4	at EDM	10-4-96
3-1	at STL	10-1-97
1-4	at DAL	10-10-98
0-2	at DET	10-2-99
4-2	vs. CHI	10-5-00
1-2	vs. ATL	10-4-01
5-1	vs. NYI	10-10-02
0-2	at PHI	10-9-03
6-4	vs. NYI	10-5-05
3-2*	at CAR	10-4-06
4-6	vs. NYI	10-5-07
2-1*	vs. MON	10-10-08

HOME

Score	Opp	Date
0-3	vs. MON	10-15-70
2-1	vs. PIT	10-10-71
5-3	vs. ATL	10-8-72
3-1	vs. VAN	10-14-73
9-5	vs. BOS	10-10-74
4-0	vs. DET	10-9-75
3-1	vs. MON	10-10-76
3-2	vs. NYI	10-13-77
2-2	vs. NYI	10-12-78
6-3	vs. WSH	10-11-79
3-3	vs. HFD	10-12-80
5-3	vs. WSH	10-7-81
4-6	vs. QUE	10-6-82
5-3	vs. HFD	10-5-83
4-3	vs. MON	10-11-84
4-5	vs. HFD	10-10-85
2-4	vs. CGY	10-12-86
2-2	vs. MIN	10-8-87
3-2	vs. MON	10-6-88
4-3	vs. QUE	10-5-89
3-3	vs. MON	10-4-90
4-5	vs. PIT	10-4-91
4-5	vs. QUE	10-8-92
2-3	vs. HFD	10-10-93
2-1	vs. NJ	1-25-95
1-4	vs. ANA	10-13-95
1-6	vs. DET	10-12-96
2-4	vs. DAL	10-7-97
2-2	vs. FLA	10-16-98
2-3	vs. WSH	10-8-99
4-2	vs. CHI	10-5-00
1-2	vs. ATL	10-4-01
5-1	vs. NYI	10-10-02
0-6	vs. NYI	10-11-03
6-4	vs. NYI	10-5-05
5-4*	vs. MON	10-6-06
4-6	vs. NYI	10-5-07
2-1*	vs. MON	10-10-08

ROAD

Score	Opp	Date
2-1	at PIT	10-10-70
1-4	at STL	10-12-71
1-1	at ATL	10-14-72
4-7	at TOR	10-10-73
1-6	at PHI	10-12-74
5-3	at STL	10-18-75
0-4	at DET	10-9-76
5-2	at TOR	10-15-77
5-2	at MIN	10-14-78
5-2	at NYI	10-13-79
3-4	at CHI	10-9-80
0-9	at MON	10-10-81
4-6	at QUE	10-9-82
2-9	at QUE	10-8-83
3-4	at TOR	10-13-84
6-2	at MIN	10-12-85
2-3	at WPG	10-9-86
3-6	at MON	10-10-87
2-6	at WSH	10-8-88
1-5	at MON	10-7-89
5-6	at MON	10-6-90
1-3	at WSH	10-5-91
5-2	at HFD	10-10-92
5-3	at BOS	10-7-93
2-1	at NYR	1-20-95
3-1	at OTT	10-7-95
3-4	at EDM	10-4-96
3-1	at STL	10-1-97
1-4	at DAL	10-10-98
0-2	at DET	10-2-99
2-3	at EDM	10-13-00
4-5 (OT)	at NYR	10-7-01
6-1	at MON	10-12-02
0-2	at PHI	10-9-03
0-5	at OTT	10-8-05
3-2*	at CAR	10-4-06
2-3	at NYI	10-6-07
7-1	at NYI	10-13-08

The Sabres are 21-14-3 in opening games (15-6-3 at home and 6-8-0 on the road). The club is 19-14-5 in home openers and 14-23-1 in road openers.

\*Game decided in shootout.





Sabres Year-by-Year Record

Year	PRE-SEASON			REGULAR SEASON							PLAYOFFS	
	W	L	T	GP	W	L	T	GF	GA	PTS	W	L
1970-71	1	4	4	78	24	39	15	217	291	63	--	--
1971-72	3	1	5	78	16	43	19	203	289	51	--	--
1972-73	4	2	2	78	37	27	14	257	219	88	2	4
1973-74	0	6	2	78	32	34	12	242	250	76	--	--
1974-75	4	4	0	80	49	16	15	354	240	113	10	7
1975-76	3	6	0	80	46	21	13	339	240	105	4	5
1976-77	4	5	1	80	48	24	8	301	220	104	2	4
1977-78	3	3	4	80	44	19	17	288	215	105	3	5
1978-79	5	6	0	80	36	28	16	280	263	88	1	2
1979-80	3	6	2	80	47	17	16	318	201	110	9	5
1980-81	4	5	2	80	39	20	21	327	250	99	4	4
1981-82	2	5	3	80	39	26	15	307	273	93	1	3
1982-83	5	2	4	80	38	29	13	318	285	89	6	4
1983-84	2	8	0	80	48	25	7	315	257	103	0	3
1984-85	5	2	2	80	38	28	14	290	237	90	2	3
1985-86	3	3	2	80	37	37	6	296	291	80	--	--
1986-87	4	5	0	80	28	44	8	280	308	64	--	--
1987-88	7	2	0	80	37	32	11	283	305	85	2	4
1988-89	7	0	1	80	38	35	7	291	299	83	1	4
1989-90	4	3	2	80	45	27	8	286	248	98	2	4
1990-91	2	4	2	80	31	30	19	292	278	81	2	4
1991-92	3	5	1	80	31	37	12	289	299	74	3	4
1992-93	5	4	0	84	38	36	10	335	297	86	4	4
1993-94	1	6	0	84	43	32	9	282	218	95	3	4
1994-95	2	4	1	48	22	19	7	130	119	51	1	4
1995-96	4	4	0	82	33	42	7	247	262	73	--	--
1996-97	3	4	1	82	40	30	12	237	208	92	5	7
1997-98	0	6	2	82	36	29	17	211	187	89	10	5
1998-99	2	6	0	82	37	28	17	207	175	91	14	7
1999-00	2	4	1	82	35	36	11	213	204	85	1	4
2000-01	7	1	0	82	46	31	5	218	184	98	7	6
2001-02	2	4	0	82	35	36	11	213	200	82	--	--
2002-03	4	2	1	82	27	45	10	190	219	72	--	--
2003-04	3	4	1	82	37	34	11	220	221	85	--	--
2005-06	6	2	0	82	52	24	6	281	239	110	11	7
2006-07	4	1	0	82	53	22	7	308	242	113	9	7
2007-08	4	2	0	82	39	31	12	255	242	90	--	--
2008-09	2	4	0	82	41	32	9	250	234	91	--	--
<b>TOTALS</b>	<b>129</b>	<b>145</b>	<b>46</b>	<b>3034</b>	<b>1442</b>	<b>1149</b>	<b>443</b>	<b>10170</b>	<b>9209</b>	<b>3345</b>	<b>119</b>	<b>124</b>





### Regular Season Overtime Goals

DATE	OPPONENT	SCORER	SCORE	TIME
Oct. 26, 1983	@ Detroit	Steve Yzerman	6-5 DET	4:38
Nov. 16, 1983	@ Winnipeg	Mike Ramsey	6-5 BUF	0:17
Feb. 8, 1984	@ Pittsburgh	Dave Andreychuk	6-5 BUF	0:31
Feb. 17, 1984	Minnesota	Dave Andreychuk	5-4 BUF	1:31
Feb. 21, 1984	@ Philadelphia	Phil Housley	5-4 BUF	4:09
Mar. 11, 1984	Hartford	Mike Foligno	4-3 BUF	1:53
Oct. 13, 1984	@ Toronto	Jim Benning	4-3 TOR	2:41
Feb. 15, 1985	Montreal	Mats Naslund	4-3 MON	2:31
Mar. 24, 1985	Boston	Dave Reid	4-3 BOS	0:56
Nov. 30, 1985	@ Toronto	Steve Thomas	3-2 TOT	0:26
Jan. 17, 1986	Montreal	Gates Orlando	5-4 BUF	1:11
Mar. 11, 1986	@ St. Louis	Charlie Bourgeois	3-2 STL	2:04
Oct. 22, 1986	@ Pittsburgh	Randy Cunneyworth	5-4 PIT	2:30
Nov. 12, 1986	N.Y. Rangers	Walt Poddubny	2-1 NYR	2:01
Dec. 20, 1986	@ Toronto	Steve Thomas	5-4 TOR	4:55
Jan. 8, 1987	@ Minnesota	Brian Bellows	5-4 MIN	1:05
Jan. 18, 1987	Edmonton	Scott Arniel	6-5 BUF	1:49
Feb. 14, 1988	Chicago	Steve Thomas	4-3 CHI	3:48
Oct. 9, 1988	@ Philadelphia	Ron Sutter	4-3 PHI	2:44
Nov. 13, 1988	Edmonton	Esa Tikkanen	5-4 EDM	3:25
Nov. 25, 1988	Chicago	Phil Housley	5-4 BUF	3:15
Dec. 3, 1988	@ Montreal	Guy Carbonneau	3-2 MON	4:22
Jan. 4, 1989	Hartford	Brian Lawton	5-4 HFD	3:19
Jan. 21, 1989	@ Boston	Pierre Turgeon	6-5 BUF	3:58
Oct. 27, 1989	Toronto	Pierre Turgeon	6-5 BUF	2:30
Dec. 7, 1989	@ Philadelphia	Ron Sutter	4-3 PHI	0:24
Dec. 29, 1989	Boston	Craig Janney	4-3 BOS	1:33
Feb. 20, 1990	@ Winnipeg	Mike Hartman	4-3 BUF	2:06
Mar. 14, 1990	Los Angeles	Bob Kudelski	6-5 LA	1:25
Mar. 18, 1990	Winnipeg	Phil Housley	4-3 BUF	2:03
Mar. 31, 1990	@ Pittsburgh	Uwe Krupp	3-2 BUF	1:00
Nov. 23, 1990	Edmonton	Benoit Hogue	3-2 BUF	0:34
Dec. 7, 1990	Hartford	Scott Young	4-3 HFD	0:53
Dec. 18, 1990	@ Hartford	Dave Andreychuk	4-3 BUF	1:07
Feb. 6, 1991	St. Louis	Brett Hull	5-4 STL	4:15
Mar. 20, 1991	Montreal	Dave Andreychuk	3-2 BUF	1:14
Nov. 8, 1991	Philadelphia	Donald Audette	4-3 BUF	1:29
Nov. 29, 1991	N.Y. Rangers	Mark Messier	5-4 NYR	0:43
Jan. 23, 1992	@ Pittsburgh	Donald Audette	5-4 BUF	4:15
Mar. 28, 1992	@ Boston	Steve Heinze	4-3 BOS	3:59
Oct. 16, 1992	Tampa Bay	Bob Sweeney	5-4 BUF	2:30
Nov. 2, 1992	@ N.Y. Rangers	Darren Turcotte	7-6 NYR	0:58
Jan. 3, 1993	St. Louis	Brad May	6-5 BUF	1:20
Jan. 17, 1993	@ Edmonton	Zdeno Ciger	3-2 EDM	0:25
Jan. 19, 1993	@ Calgary	Yuri Khmylev	3-2 BUF	2:07
Jan. 26, 1993	@ Philadelphia	Bob Sweeney	4-3 BUF	2:23
Jan. 31, 1993	Edmonton	Kelly Buchberger	5-4 EDM	0:46
Apr. 13, 1993	Montreal	Brian Bellows	3-2 MTL	3:50
Dec. 2, 1993	@ Florida	Jesse Belanger	2-1 FLA	0:23
Dec. 26, 1993	@ NY Islanders	Benoit Hogue	4-3 NYI	2:28
Jan. 7, 1994	Pittsburgh	Ron Francis	4-3 PIT	4:54
Mar. 30, 1994	Tampa Bay	Brian Bradley	3-2 TB	3:52





## Regular Season Overtime Goals

DATE	OPPONENT	SCORER	SCORE	TIME
Mar. 14, 1995	@ Florida	Yuri Khmylev	2-1 BUF	0:54
Mar. 18, 1995	@ Ottawa	Troy Murray	4-3 OTT	3:42
Dec. 22, 1995	Boston	Ted Donato	3-2 BOS	1:37
Jan. 13, 1996	@ Edmonton	Doug Weight	5-4 EDM	4:48
Jan. 30, 1996	@ NY Islanders	Mathieu Schneider	5-4 NYI	2:19
Feb. 7, 1996	Boston	Derek Plante	2-1 BUF	0:24
Feb. 17, 1996	@ Hartford	Geoff Sanderson	2-1 HFD	1:49
Feb. 28, 1996	@ Ottawa	Derek Plante	3-2 BUF	4:36
Mar. 8, 1996	@ Anaheim	Paul Kariya	3-2 ANA	2:03
Mar. 29, 1996	Philadelphia	Bob Corkum	6-5 PHI	3:50
Nov. 9, 1996	@ Hartford	Curtis Leschyshyn	4-3 HFD	4:55
Nov. 11, 1996	Florida	Donald Audette	3-2 BUF	4:01
Nov. 23, 1996	@ Boston	Michal Grosek	3-2 BUF	2:39
Dec. 4, 1996	Vancouver	Mike Sillinger	7-6 VAN	3:38
Dec. 11, 1996	@ Montreal	Dixon Ward	3-2 BUF	2:42
Jan. 12, 1997	@ Phoenix	Jason Dawe	3-2 BUF	0:10
Mar. 11, 1997	Philadelphia	Michael Peca	3-2 BUF	0:42
Mar. 26, 1997	NY Islanders	Eryan Berard	3-2 NYI	1:00
Mar. 28, 1997	@ Detroit	Larry Murphy	2-1 DET	3:10
Oct. 31, 1997	@ Carolina	Jason Dawe	3-2 BUF	3:21
Nov. 1, 1997	@ Florida	Dixon Ward	4-3 BUF	1:14
Dec. 12, 1997	Carolina	Matthew Barnaby	3-2 BUF	4:45
Apr. 15, 1998	@ New Jersey	Scott Stevens	5-4 NJ	4:38
Dec. 30, 1998	@ Ottawa	Andreas Dackell	3-2 OTT	2:24
Jan. 6, 1999	@ Anaheim	Michael Peca	3-2 BUF	0:29
Feb. 17, 1999	Toronto	Mats Sundin	3-2 TOR	4:04
Mar. 19, 1999	@ NY Rangers	Miroslav Satan	3-2 BUF	1:18
Mar. 28, 1999	Pittsburgh	Dixon Ward	4-3 BUF	2:27
Apr. 17, 1999	@ Boston	Hal Gill	2-1 BOS	4:46
Oct. 29, 1999	Florida	Geoff Sanderson	3-2 BUF	4:54
Nov. 4, 1999	@ Chicago	Curtis Brown	5-4 BUF	1:14
Nov. 28, 1999	@ Tampa Bay	Michal Grosek	3-2 BUF	2:26
Dec. 8, 1999	@ Toronto	Steve Thomas	3-2 TOR	1:05
Feb. 10, 2000	@ Nashville	Jason Woolley	2-1 BUF	4:08
Feb. 12, 2000	@ Philadelphia	John LeClair	3-2 PHI	2:28
Mar. 8, 2000	Boston	Stu Barnes	2-1 BUF	1:54
Mar. 15, 2000	@ San Jose	Jeff Friesen	6-5 SJ	2:56
Apr. 7, 2000	Pittsburgh	Jaromir Jagr	2-1 PIT	0:13
Oct. 21, 2000	@ Detroit	Brendan Shanahan	5-4 DET	4:28
Nov. 13, 2000	Calgary	J.P. Dumont	3-2 BUF	1:29
Feb. 7, 2001	NY Islanders	Maxim Afinogenov	2-1 BUF	0:42
Feb. 10, 2001	@ Ottawa	Maxim Afinogenov	2-1 BUF	1:52
Mar. 3, 2001	@ Colorado	Stu Barnes	3-2 BUF	2:08
Oct. 7, 2001	@ NY Rangers	Brian Leetch	4-5 NYR	2:45
Dec. 14, 2001	Carolina	Stu Barnes	3-2 BUF	0:50
Jan. 27, 2002	@ Washington	Stu Barnes	3-2 BUF	1:30
Feb. 8, 2002	Ottawa	Jason Woolley	3-2 BUF	4:21
Mar. 24, 2002	@ Ottawa	Erik Rasmussen	3-2 BUF	1:27
Nov. 19, 2002	@ New Jersey	Scott Niedermayer	3-4 NJ	1:23
Dec. 31, 2002	vs. NY Islanders	Jason Blake	0-1 NYI	1:36
Jan. 4, 2003	@ Ottawa	Ales Kotalik	2-1 BUF	4:19
Jan. 25, 2003	@ Ottawa	Daniel Alfredsson	3-4 OTT	2:22
Jan. 30, 2003	@ St. Louis	Keith Tkachuk	1-2 STL	3:26
Feb. 17, 2003	@ Atlanta	Patrik Stefan	3-4 ATL	3:54
Feb. 19, 2003	vs. Montreal	Miroslav Satan	2-1 BUF	3:49





## Regular Season Overtime Goals

DATE	OPPONENT	SCORER	SCORE	TIME
Mar. 1, 2003	@ NY Islanders	Jason Blake	2-1 NYI	2:42
Mar. 12, 2003	vs. Carolina	Craig Adams	2-3 CAR	3:41
Mar. 22, 2003	@ Toronto	Bryan McCabe	2-3 TOR	0:36
Mar. 24, 2003	vs. Colorado	Jochen Hecht	4-3 BUF	4:15
Nov. 14, 2003	vs. Pittsburgh	Aleksey Morozov	2-1 PIT	3:09
Feb. 20, 2004	vs. Tampa Bay	Daniel Briere	4-3 BUF	3:01
Mar. 11, 2004	vs. Boston	Mike Knuble	3-2 BOS	1:15
Mar. 13, 2004	@ Boston	Mike Knuble	3-2 BOS	4:54
Mar. 15, 2004	vs. Toronto	Tomas Kaberle	6-5 TOR	3:45
Mar. 17, 2004	@ Atlanta	Derek Roy	4-3 BUF	0:15
Oct. 10, 2005	vs. Pittsburgh	Jochen Hecht	3-2 BUF	4:39
Dec. 1, 2005	@ Montreal	Brian Campbell	3-2 BUF	2:15
Dec. 8, 2005	vs. Anaheim	Maxim Afinogenov	3-2 BUF	2:11
Dec. 16, 2005	@ Pittsburgh	Chris Drury	4-3 BUF	1:32
Feb. 7, 2006	@ Montreal	Maxim Afinogenov	3-2 BUF	0:30
Feb. 9, 2006	vs. Montreal	Alex Kovalev	3-2 MON	0:39
Apr. 5, 2006	vs. Ottawa	Daniel Briere	5-4 BUF	4:13
Nov. 5, 2006	@ NY Rangers	Daniel Briere	4-3 BUF	3:57
Nov. 10, 2006	vs. Florida	Thomas Vanek	5-4 BUF	0:19
Nov. 11, 2006	@ Philadelphia	Daniel Briere	5-4 BUF	0:21
Nov. 24, 2006	vs. Montreal	Sheldon Souray	2-1 MON	4:59
Nov. 26, 2006	@ NY Rangers	Chris Drury	3-2 BUF	1:36
Dec. 23, 2006	@ St. Louis	Bill Guerin	3-2 STL	1:35
Feb. 15, 2007	vs. Edmonton	Daniel Briere	2-1 BUF	1:02
Mar. 18, 2007	@ Atlanta	Keith Tkachuk	4-3 ATL	4:22
Oct. 15, 2007	vs. Toronto	Paul Gaustad	5-4 BUF	4:56
Oct. 27, 2007	@ Tampa Bay	Thomas Vanek	4-3 BUF	4:19
Nov. 1, 2007	@ Boston	Marco Sturm	4-3 BOS	4:07
Nov. 7, 2007	vs. Boston	Clarke MacArthur	2-1 BUF	3:16
Feb. 20, 2008	vs. Tampa Bay	Thomas Vanek	4-3 BUF	2:25
Mar. 8, 2008	@ Carolina	Scott Walker	4-3 CAR	2:50
Mar. 30, 2008	vs. Boston	Andrej Sekera	2-1 BUF	0:39
Oct. 23, 2008	@ Minnesota	Derek Roy	4-3 BUF	0:44
Nov. 7, 2008	vs. Atlanta	Jason Williams	5-4 ATL	0:48
Dec. 20, 2008	@ Montreal	Alex Kovalev	4-3 MON	4:35
Dec. 22, 2008	vs. Pittsburgh	Sidney Crosby	4-3 PIT	0:43
Apr. 1, 2009	@ Atlanta	Ilya Kovalchuk	3-2 ATL	4:30
Apr. 3, 2009	@ Washington	Jason Pominville	5-4 BUF	1:51

All-Time Record in Overtime Decisions: 66-72





### All-Time Sabres Hat Tricks

SEASON	NO.	PLAYER	OPPONENT	SCORE	DATE	PLACE	GOALIE(S)
1970-71 (6)	1.	Gil Perreault	California	4-2 W	1-29-71	California	Gary Smith
	2.	Eddie Shack	Los Angeles	5-2 W	2-4-71	Buffalo	Denis DeJordy
	3.	Gerry Meehan	Detroit	5-6 L	2-20-71	Detroit	Jim Rutherford
	4.	Steve Atkinson	Minnesota	5-2 W	2-28-71	Buffalo	Lorne Worsley (2) Gilles Gilbert (1)
	5.	Eddie Shack (2)	Boston	7-5 W	3-21-71	Boston	Ed Johnston
	6.	Eddie Shack (3)	Pittsburgh	6-4 W	3-31-71	Pittsburgh	Cam Newton
1971-72 (3)	7.	Rick Martin	Vancouver	4-4 T	10-30-71	Vancouver	George Gardner
	# 8.	Craig Ramsay	Minnesota	3-1 W	12-5-71	Buffalo	Cesare Maniago
1972-73 (4)	9.	Rick Martin (2)	California	4-4 T	1-2-72	Buffalo	Gilles Meloche
	10.	Rick Martin (3)	Atlanta	7-2 W	10-22-72	Buffalo	Phil Myre
	11.	Rene Robert	Minnesota	6-8 L	12-2-72	Minnesota	Gilles Gilbert
	12.	Gerry Meehan (2)	Minnesota	6-8 L	12-2-72	Minnesota	Gilles Gilbert
1973-74 (6)	13.	Gerry Meehan (3)	Chicago	8-2 W	12-28-72	Buffalo	Gary Smith
	14.	Rick Martin (4)	California	3-2 W	10-31-73	Buffalo	Marv Edwards
	15.	Rick Dudley	N.Y. Rangers	8-4 W	12-6-73	Buffalo	Ed Giacomini (2) Gilles Villemure (1)
	16.	Jim Lorentz	Detroit	6-5 W	12-31-73	Detroit	Bill McKenzie
	17.	Rick Martin (5)	Pittsburgh	6-1 W	1-3-74	Buffalo	Jim Rutherford
	18.	Rick Martin (6)	Minnesota	5-2 W	3-17-74	Buffalo	Gump Worsley
1974-75 (8)	19.	Rick Martin (7)	St. Louis	5-2 W	4-7-74	Buffalo	Wayne Stephenson
	20.	Gil Perreault (2)	Boston	9-5 W	10-10-74	Buffalo	Gilles Gilbert
	21.	Rene Robert (2)	Montreal	8-6 W	11-13-74	Montreal	Ken Dryden
	22.	Rick Martin (8)	Washington	5-3 W	12-3-74	Washington	John Adams
	23.	Gil Perreault (3)	Washington	9-2 W	12-5-74	Buffalo	John Adams
	# 24.	Don Luce	Washington	4-0 W	12-22-74	Washington	Ron Low
	25.	Craig Ramsay (2)	Washington	9-4 W	2-21-75	Washington	Ron Low
	26.	Rick Martin (9)	Toronto	11-3 W	3-16-75	Toronto	Gord McRae (2) Doug Favell (1) Gord McRae (2) Doug Favell (1)
	27.	Gil Perreault (4)	Toronto	11-3 W	3-16-75	Toronto	Gord McRae (2) Doug Favell (1)
	1975-76 (14)	28.	Danny Gare	Toronto	8-3 W	10-12-75	Buffalo
29.		Rick Martin (10)	Washington	5-4 W	10-19-75	Buffalo	Ron Low
# 30.		Rick Martin (11)	N.Y. Rangers	9-1 W	10-22-75	Buffalo	John Davidson
31.		Rick Martin (12)	Minnesota	5-2 W	12-18-75	Buffalo	Pete LoPresti (2) Cesare Maniago (1)
32.		Rick Martin (13)	Washington	14-2 W	12-21-75	Buffalo	Ron Low (3) Bernie Wolfe (1)
33.		Fred Stanfield	Washington	14-2 W	12-21-75	Buffalo	Ron Low (2) Bernie Wolfe (1)
34.		Rick Martin (14)	Montreal	4-2 W	1-5-76	Montreal	Ken Dryden
35.		Gil Perreault (5)	Vancouver	8-5 W	1-8-76	Buffalo	Gary Smith
36.		Danny Gare (2)	California	9-5 W	2-1-76	California	Gary Simmons
37.		Rick Martin (15)	Chicago	6-3 W	3-4-76	Buffalo	Tony Esposito
38.		Gil Perreault (6)	Minnesota	8-2 W	3-14-76	Minnesota	Paul Harrison
39.		Jim Lorentz (2)	Minnesota	8-2 W	3-14-76	Minnesota	Paul Harrison
40.		Rick Martin (16)	Toronto	4-2 W	3-27-76	Toronto	Wayne Thomas
41.		Danny Gare (3)	Toronto	5-2 W	4-4-76	Buffalo	Gord McRae
1976-77 (7)	42.	Rick Martin (17)	Vancouver	4-4 T	11-24-76	Buffalo	Cesare Maniago
	43.	Rick Martin (18)	N.Y. Rangers	7-2 W	12-16-76	Buffalo	Gilles Gratton
	# 44.	Andre Savard	Cleveland	7-4 W	1-9-77	Buffalo	Gilles Meloche
	45.	Rene Robert (3)	Minnesota	6-2 W	2-13-77	Buffalo	Pete LoPresti
	# 46.	Rene Robert (4)	Toronto	7-2 W	2-14-77	Buffalo	Wayne Thomas
	47.	Jim Lorentz (3)	Chicago	6-3 W	3-2-77	Buffalo	Tony Esposito
	48.	Rene Robert (5)	St. Louis	7-3 W	4-3-77	Buffalo	Ed Staniowski
1977-78 (7)	49.	Danny Gare (4)	Colorado	7-5 W	10-20-77	Buffalo	Michel Plasse
	50.	Craig Ramsay (3)	Colorado	7-5 W	10-20-77	Buffalo	Michel Plasse (2) Doug Favell (1) Ed Staniowski (2) Empty Net (1)
	51.	Gil Perreault (7)	St. Louis	7-4 W	11-6-77	Buffalo	Ed Staniowski (2) Empty Net (1)
	52.	Gil Perreault (8)	Washington	7-6 W	11-19-77	Washington	Bernie Wolfe
	53.	Gil Perreault (9)	Los Angeles	7-3 W	12-15-77	Los Angeles	Regie Vachon
	54.	Gil Perreault (10)	Cleveland	3-6 L	1-12-78	Cleveland	Gary Edwards
	55.	Danny Gare (5)	Cleveland	13-3 W	2-25-78	Cleveland	Gilles Meloche (2) Gary Edwards (1)





### All-Time Sabres Hat Tricks

SEASON	NO.	PLAYER	OPPONENT	SCORE	DATE	PLACE	GOALIE(S)
1978-79 (6)	56.	Rick Martin (19)	St. Louis	7-7 T	10-28-78	St. Louis	Doug Grant (1) Phil Myre (2)
	57.	Jerry Korab	Minnesota	9-2 W	11-19-78	Buffalo	Gary Edwards (1) Pete LoPresti (2)
	58.	Andre Savard (2)	Minnesota	9-2 W	11-19-78	Buffalo	Pete LoPresti
	59.	Rick Martin (20)	Boston	9-2 W	3-28-79	Boston	Jim Pettie
	60.	Danny Gare (6)	Boston	9-3 W	4-5-79	Boston	Gerry Cheevers (2) Jim Pettie (1)
	61.	Jacques Richard	Colorado	5-5 T	4-8-79	Buffalo	Bill Oleschuk
1979-80 (3)	62.	Danny Gare (7)	Winnipeg	6-2 W	12-31-79	Buffalo	Lindsay Middlebrook
	63.	Danny Gare (8)	Pittsburgh	9-0 W	2-7-80	Buffalo	Greg Millen
	64.	Rick Martin (21)	St. Louis	9-4 W	3-9-80	Buffalo	Ed Staniowski
1980-81 (9)	65.	Danny Gare (9)	Winnipeg	7-4 W	10-22-80	Buffalo	Markus Mattsson
	66.	Rick Dudley (2)	Pittsburgh	10-1 W	12-7-80	Buffalo	Greg Millen (1) Rob Holland (2)
	67.	Gil Perreault (11)	Quebec	6-5 W	1-21-81	Quebec	Michel Plasse
	68.	Andre Savard (3)	Detroit	7-3 W	2-6-81	Buffalo	Gilles Gilbert
	69.	Ric Seiling	Washington	6-3 W	2-12-81	Buffalo	Dave Parro (2) Empty Net (1)
	70.	Danny Gare (10)	Philadelphia	8-4 W	3-8-81	Buffalo	Pete Peeters
	71.	Jim Schoenfeld	Winnipeg	5-2 W	3-13-81	Winnipeg	Michel Dion
	72.	Gil Perreault (12)	Toronto	14-4 W	3-19-81	Buffalo	Michel Larocque
	73.	Andre Savard (4)	Toronto	14-4 W	3-19-81	Buffalo	Michel Larocque (2) Jiri Crha (1)
	74.	Tony McKeegney	Toronto	6-2 W	10-23-81	Buffalo	Michel Larocque
1981-82 (8)	# 75.	John Van Boxmeer	N.Y. Islanders	6-2 W	11-7-81	New York	Billy Smith
	76.	Lindy Ruff	N.Y. Islanders	5-2 W	11-29-81	Buffalo	Billy Smith
	77.	Tony McKeegney (2)	Colorado	7-1 W	12-9-81	Buffalo	Glenn Resch
	78.	Gil Perreault (13)	Detroit	4-2 W	12-12-81	Detroit	Bob Sauve
	79.	Yvon Lambert	Toronto	8-2 W	1-15-82	Buffalo	Michel Larocque
	80.	Mike Foligno	Colorado	6-2 W	2-21-82	Buffalo	Glenn Resch
	81.	Gil Perreault (14)	Edmonton	3-6 L	2-24-82	Buffalo	Grant Fuhr
	82.	Gil Perreault (15)	Washington	9-2 W	10-16-82	Washington	Dave Parro (1) Pat Riggan (2)
	83.	Phil Housley	Winnipeg	5-2 W	1-23-83	Buffalo	Brian Hayward
	# 84.	Paul Cyr	Boston	3-2 W	3-3-83	Boston	Pete Peeters
1983-84 (6)	85.	Hannu Virta	Montreal	6-4 W	3-19-83	Montreal	Rick Wamsley
	86.	Gilles Hamel	Winnipeg	5-2 W	10-23-83	Buffalo	Brian Hayward
	87.	Mike Foligno (2)	Calgary	11-2 W	11-13-83	Buffalo	Rejean Lemelin
	88.	Gil Perreault (16)	Calgary	11-2 W	11-13-83	Buffalo	Rejean Lemelin
	89.	Real Cloutier	Quebec	8-5 W	12-29-83	Buffalo	Brian Ford
	90.	Real Cloutier (2)	Winnipeg	9-4 W	1-4-84	Buffalo	Brian Hayward
	91.	John Tucker	Toronto	4-2 W	4-1-84	Buffalo	Bruce Dowie
	92.	Mike Foligno (3)	Quebec	5-4 W	10-19-84	Buffalo	Daniel Bouchard
1984-85 (3)	93.	Sean McKenna	Boston	3-3 T	12-5-84	Buffalo	Pete Peeters
	# 94.	Gil Perreault (17)	Calgary	6-1 W	2-9-85	Calgary	Rejean Lemelin (2) Don Edwards (1)
	95.	Gil Perreault (18)	Quebec	7-5 W	11-22-85	Buffalo	Mario Gosselin (2) Empty Net (1)
	96.	Lindy Ruff (2)	Quebec	6-2 W	12-15-85	Buffalo	Clint Malarchuk
1985-86 (4)	97.	Mike Foligno (4)	N.Y. Islanders	4-3 W	12-29-85	Buffalo	Billy Smith
	**98.	Dave Andreychuk	Boston	8-6 W	2-6-86	Boston	Pat Riggan (1) Doug Keans (4)
	99.	Wilf Paiement	St. Louis	4-3 W	2-26-87	Buffalo	Rick Wamsley
1986-87 (1)	100.	Dave Andreychuk (2)	Quebec	6-3 W	12-3-87	Buffalo	Mario Brunetta
	101.	Dave Andreychuk (3)	Montreal	6-5 W	1-6-88	Montreal	Brian Hayward
	102.	Phil Housley (2)	New Jersey	7-3 W	1-22-88	Buffalo	Alain Chevrier
	103.	Dave Andreychuk (4)	N.Y. Islanders	4-6 L	2-6-88	N.Y. Islanders	Billy Smith
	104.	Ray Sheppard	Quebec	5-6 L	2-21-88	Buffalo	Mario Gosselin
	105.	Ray Sheppard (2)	Vancouver	7-5 W	3-13-88	Vancouver	Steve Weeks





## All-Time Sabres Hat Tricks

SEASON	NO.	PLAYER	OPPONENT	SCORE	DATE	PLACE	GOALIE(S)	
1988-89 (3)	106.	Dave Andreychuk (5)	Pittsburgh	8-5 W	10-12-88	Buffalo	Wendell Young	
	107.	Adam Creighton	N.Y. Rangers	6-4 W	11-2-88	Buffalo	Bob Froese	
	108.	Mike Foligno (5)	Hartford	5-3 W	1-31-89	Hartford	Peter Sidorkiewicz	
1989-90 (2)	109.	Pierre Turgeon	New Jersey	6-4 W	12-1-89	Buffalo	Chris Terreri (2) Sean Burke (1)	
	110.	Dave Andreychuk (6)	Detroit	6-5 W	3-27-90	Detroit	Tim Cheveldae	
1990-91 (3)	111.	Pierre Turgeon (2)	Hartford	5-0 W	10-28-90	Buffalo	Peter Sidorkiewicz	
	112.	Dale Hawerchuk	Winnipeg	6-2 W	3-13-91	Winnipeg	Bob Essensa (2) Empty Net (1)	
	113.	Alexander Mogilny	Washington	5-2 W	3-31-91	Buffalo	Don Beaupre	
1991-92 (9)	114.	Pat LaFontaine	San Jose	7-1 W	11-12-91	San Jose	Arturs Irbe (1) Jeff Hackett (2)	
	115.	Dave Andreychuk (7)	Boston	4-7 L	11-23-91	Boston	Matt Delguidice	
	116.	Tony Tanti	Edmonton	4-4 T	12-20-91	Buffalo	Bill Ranford	
	# 117.	Alexander Mogilny (2)	N.Y. Islanders	5-2 W	1-3-92	Buffalo	Glenn Healy (2) Steve Weeks (1)	
	118.	Pat LaFontaine (2)	Edmonton	8-2 W	1-10-92	Buffalo	Bill Ranford	
	119.	Pat LaFontaine (3)	Montreal	4-3 W	1-25-92	Montreal	Patrick Roy	
	120.	Dale Hawerchuk (2)	San Jose	7-6 W	2-14-92	Buffalo	Jarmo Myllys	
	121.	Pat LaFontaine (4)	New Jersey	5-4 W	3-6-92	Buffalo	Craig Billington	
	*122.	Dave Andreychuk (8)	Los Angeles	8-2 W	3-19-92	Los Angeles	Kelly Hrudehy (3) Steve Weeks (1)	
	1992-93 (10)	123.	Alexander Mogilny (3)	Quebec	4-5 L	10-8-92	Buffalo	Ron Hextall
		*124.	Dave Andreychuk (9)	Hartford	8-2 W	11-13-92	Buffalo	Sean Burke (3) Frank Pietrangelo (1)
		125.	Alexander Mogilny (4)	Boston	5-2 W	12-9-92	Buffalo	Andy Moog
# 126.		Alexander Mogilny (5)	Washington	4-1 W	12-23-92	Buffalo	Don Beaupre	
127.		Alexander Mogilny (6)	N.Y. Rangers	11-6 W	12-31-92	Buffalo	John Vanbiesbrouck (2) Mike Richter (1)	
128.		Yuri Khmylev	N.Y. Rangers	11-6 W	12-31-92	Buffalo	Mike Richter	
129.		Alexander Mogilny (7)	Ottawa	7-2 W	1-2-93	Ottawa	Daniel Berthiaume	
130.		Pat LaFontaine (5)	Calgary	5-3 W	1-10-93	Buffalo	Mike Vernon	
# 131.		Alexander Mogilny (8)	Winnipeg	6-2 W	2-10-93	Winnipeg	Bob Essensa	
*132.		Alexander Mogilny (9)	Detroit	10-7 W	2-24-93	Buffalo	Tim Cheveldae	
1993-94 (2)		133.	Alexander Mogilny (10)	Winnipeg	6-0 W	11-19-93	Buffalo	Bob Essensa (2) Stefan Beauregard (1)
		# 134.	Derek Plante	Tampa Bay	3-0 W	12-1-93	Tampa Bay	Daren Puppa
	135.	Donald Audette	Ottawa	7-0 W	3-30-95	Buffalo	Craig Billington	
1994-95 (1)	136.	Donald Audette (2)	San Jose	7-2 W	11-8-95	Buffalo	Wade Flaherty	
	137.	Jason Dawe	Montreal	7-6 W	1-6-96	Montreal	Jocelyn Thibault	
1995-96 (3)	138.	Pat LaFontaine (6)	Florida	6-1 W	2-25-96	Buffalo	John Vanbiesbrouck	
	139.	Michal Grosek	Vancouver	6-7 L	12-4-96	Buffalo	Mike Fountain	
	140.	Miroslav Satan	N.Y. Rangers	5-1 W	4-4-97	Buffalo	Glenn Healy	
1996-97 (2)	# 141.	Jason Dawe (2)	Edmonton	4-4 T	11-10-97	Buffalo	Curtis Joseph	
	# 142.	Miroslav Satan (2)	Washington	3-0 W	3-1-98	Washington	Olaf Kolzig (2) Empty Net (1)	
1998-99 (2)	# 143.	Geoff Sanderson	Toronto	6-3 W	10-31-98	Toronto	Felix Potvin	
	# 144.	Dixon Ward	N.Y. Rangers	4-2 W	11-25-98	Buffalo	Dan Cloutier	
1999-00 (2)	# 145.	Miroslav Satan (3)	Ottawa	7-4 W	1-8-00	Ottawa	Ron Tugnutt	
	# 146.	Michael Peca	N.Y. Rangers	3-6 L	2-25-00	Buffalo	Mike Richter	
2000-01 (2)	# 147.	J.P. Dumont	Boston	3-0 W	12-12-00	Boston	Peter Skudra (2) Empty Net (1)	
	# 148.	Steve Heinze	Vancouver	4-2 W	3-16-01	Buffalo	Bob Essensa	
	2001-02 (1)	# 149.	J.P. Dumont (2)	Florida	5-3 W	11-12-01	Florida	Roberto Luongo
2002-03 (3)	# 150.	Curtis Brown	Anaheim	4-0 W	12-4-02	Buffalo	Martin Gerber	
	151.	Miroslav Satan (4)	NY Rangers	4-1 W	12-6-02	NY Rangers	Dan Blackburn	
	152.	Taylor Pyatt	Montreal	4-1 W	3-28-03	Buffalo	Mathieu Garon	
2003-04 (3)	153.	Maxim Afinogenov	Washington	7-1 W	12-31-03	Buffalo	Maxime Ouellet	
	154.	Miroslav Satan (5)	Washington	7-1 W	12-31-03	Buffalo	Maxime Ouellet	
	* 155.	Miroslav Satan (6)	Atlanta	7-2 W	2-16-04	Buffalo	Pasi Nurminen (1) Byron Dafoe (3)	





### All-Time Sabres Hat Tricks

SEASON	NO.	PLAYER	OPPONENT	SCORE	DATE	PLACE	GOALIE(S)
2005-06 (5)	156.	Taylor Pyatt (2)	Washington	8-5 W	11-17-05	Buffalo	Brent Johnson
	157.	Jochen Hecht	Los Angeles	10-1 W	1-14-06	Buffalo	Mathieu Garon (1) Adam Hauser (2)
	158.	Jason Pominville	Los Angeles	10-1 W	1-14-06	Buffalo	Adam Hauser
	159.	Derek Roy (1)	Toronto	6-2 W	3-3-03	Buffalo	Mikael Tellqvist
	160.	Derek Roy (2)	Tampa Bay	8-5 W	3-9-06	Buffalo	John Graeme (1)
							Sean Burke (1) Empty Net (1)
2006-07 (2)	161.	Chris Drury	NY Rangers	7-4 W	10-14-06	Buffalo	Kevin Weekes
	162.	Daniel Briere (1)	Tampa Bay	4-1 W	12-5-06	Tampa Bay	Marc Denis
	163.	Daniel Briere (2)	Boston	7-1 W	1-30-07	Buffalo	Hannu Toivonen (2) Tim Thomas (1)
2007-08 (6)	164.	Derek Roy (3)	Atlanta	10-1 W	1-18-08	Buffalo	Johan Hedberg (2) Kari Lehtonen (1)
	165.	Drew Stafford	Atlanta	10-1 W	1-18-08	Buffalo	Johan Hedberg
	166.	Thomas Vanek (1)	Ottawa	5-1 W	2-12-08	Ottawa	Ray Emery
	#167.	Thomas Vanek (2)	Tampa Bay	4-3 W	2-20-08	Buffalo	Johan Holmqvist
	#168.	Thomas Vanek (3)	Tampa Bay	7-4 W	3-19-08	Buffalo	Karri Ramo
	#169.	Thomas Vanek (4)	Boston	3-0 W	4-5-08	Boston	Tim Thomas Empty Net (1)
2008-09 (2)	170.	Drew Stafford (2)	Edmonton	10-2 W	1-27-09	Edmonton	Dwayne Roloson J. Drouin-Deslauriers (2)
	#171.	Thomas Vanek (5)	Toronto	5-0 W	2-4-09	Buffalo	Justin Pogge

#### Sabre Hat Trick Leaders

Rick Martin (21), Gil Perreault (18), Danny Gare (10), Alexander Mogilny (10), Dave Andreychuk (9), Pat LaFontaine (6), Miroslav Satan (6), Rene Robert (5), Mike Foligno (5), Thomas Vanek (5), Andre Savard (4), Jim Lorentz (3), Gerry Meehan (3), Craig Ramsay (3), Derek Roy (3), Eddie Shack (3), Donald Audette (2), Daniel Briere (2), Real Cloutier (2), Jason Dawe (2), Rick Dudley (2), J.P. Dumont (2), Dale Hawerchuk (2), Tony McKegney (2), Taylor Pyatt (2), Lindy Ruff (2), Ray Sheppard (2), Pierre Turgeon (2), Drew Stafford (2), Maxim Afinogenov, Steve Atkinson, Curtis Brown, Adam Creighton, Paul Cyr, Chris Drury, Michal Grosek, Gilles Hamel, Jochen Hecht, Steve Heinze, Yuri Khmylev, Jerry Korab, Yvon Lambert, Don Luce, Sean McKenna, Wilf Paiement, Michael Peca, Derek Plante, Jason Pominville, Jacques Richard, Geoff Sanderson, Rick Seiling, Fred Stanfield, Tony Tanti, John Tucker, John Van Boxmeer, Hannu Virta, Dixon Ward

#### Hat Tricks by Defensemen

Phil Housley (2), Jerry Korab, Jim Schoenfeld, John Van Boxmeer, Hannu Virta

\* indicates 4-goal game.

\*\* indicates 5-goal game.

# indicates three consecutive and uninterrupted goals (true or natural hat trick).

Note: Alexander Mogilny's first three scores of a four-goal game at Winnipeg on 2-10-93 (6-2 W) were consecutive and uninterrupted.

Note: Figure in brackets for scorer indicates cumulative total with the Sabres.





### Hat Tricks Against the Sabres

SEASON	NO.	PLAYER	OPPONENT	SCORE	DATE	PLACE	GOALIE(S)
1970-71 (3)	1.	Dave Balon	N.Y. Rangers	2-7 L	12-22-70	Buffalo	Roger Crozier
	2.	Rosaire Paiement	Vancouver	3-6 L	2-9-71	Vancouver	Roger Crozier
	3.	Garry Unger	St. Louis	0-9 L	3-13-71	St. Louis	Joe Daley
1971-72 (4)	4.	Bill Goldsworthy	Minnesota	1-5 L	10-23-71	Minnesota	Dave Dryden
	5.	Nick Libett	Detroit	1-3 L	1-27-72	Buffalo	Roger Crozier (2) Empty Net (1)
	6.	Darryl Sittler	Toronto	1-4 L	2-19-72	Toronto	Roger Crozier
	7.	Jim Johnston	California	3-6 L	3-8-72	California	Dave Dryden (1) Roger Crozier (2)
1972-73 (6)	8.	Bob Schmautz	Vancouver	5-9 L	11-19-72	Vancouver	Dave Dryden
	9.	Pete Stenkowski	N.Y. Rangers	2-4 L	1-11-73	Buffalo	Dave Dryden
	10.	Phil Esposito	Boston	0-6 L	1-14-73	Boston	Dave Dryden
	11.	Bill Flett	Philadelphia	3-4 L	1-21-73	Buffalo	Dave Dryden
	12.	Keith McCreary	Atlanta	5-8 L	1-28-73	Buffalo	Roger Crozier
	13.	Rey Comeau	Atlanta	5-8 L	1-28-73	Buffalo	Roger Crozier
1973-74 (2)	14.	Yvan Cournoyer	Montreal	1-7 L	12-22-73	Montreal	Roger Crozier
	15.	Billy Harris	N.Y. Islanders	4-3 W	3-3-74	Buffalo	Dave Dryden
1974-75 (3)	16.	Bob Nevin	Los Angeles	1-4 L	10-13-74	Buffalo	Gary Bromley
	17.	Don Kozak	Los Angeles	2-7 L	10-24-74	Los Angeles	Gary Bromley
	18.	Guy Lapointe	Montreal	8-6 W	11-13-74	Montreal	Gary Bromley
1975-76 (3)	19.	Larry Romanchych	Atlanta	4-7 L	12-14-75	Buffalo	Gerry Desjardins
	20.	Butch Goring	Los Angeles	6-9 L	1-1-76	Buffalo	Gerry Desjardins
	21.	Rick Kehoe	Pittsburgh	7-6 W	3-10-76	Pittsburgh	Al Smith
1976-77 (2)	22.	Bernie Federko	St. Louis	5-6 L	2-5-77	St. Louis	Gerry Desjardins
	23.	Marcel Dionne	Los Angeles	1-5 L	2-27-77	Buffalo	Don Edwards (2) Bob Sauve (1)
1977-78 (0)		None					
1978-79 (3)	24.	Guy Lafleur	Montreal	1-8 L	12-2-78	Montreal	Bob Sauve
	25.	Wayne Cashman	Boston	3-7 L	12-31-78	Buffalo	Don Edwards
	26.	Lanny McDonald	Toronto	3-6 L	4-1-79	Buffalo	Don Edwards
1979-80 (2)	27.	Blaine Stoughton	Hartford	3-5 L	11-21-79	Hartford	Don Edwards
	28.	Bernie Federko (2)	St. Louis	2-3 L	2-9-80	St. Louis	Don Edwards
1980-81 (3)	29.	Mark Napier	Montreal	5-6 L	12-3-80	Buffalo	Bob Sauve
	30.	Dan Labraaten	Calgary	4-4 T	2-14-81	Calgary	Don Edwards
	31.	Dwight Foster	Boston	4-6 L	3-1-81	Boston	Don Edwards
1981-82 (2)	32.	Stan Smyl	Vancouver	3-4 L	1-27-82	Vancouver	Don Edwards
	33.	Wayne Gretzky	Edmonton	3-6 L	2-24-82	Buffalo	Don Edwards
1982-83 (5)	34.	Peter Stastny	Quebec	4-6 L	10-6-82	Buffalo	Bob Sauve
	35.	Peter Stastny (2)	Quebec	4-6 L	10-9-82	Quebec	Bob Sauve
	36.	John Paul Kelly	Los Angeles	2-7 L	2-10-83	Los Angeles	Jacques Cloutier
	37.	Tim Young	Minnesota	1-5 L	3-8-83	Minnesota	Phil Myre
	38.	Darcy Rota	Vancouver	3-8 L	3-12-83	Vancouver	Phil Myre
1983-84 (2)	39.	Anton Stastny	Quebec	2-9 L	10-8-83	Quebec	Bob Sauve
	40.	Wayne Babych	St. Louis	2-8 L	12-6-83	St. Louis	Bob Sauve
1984-85 (0)		None					
1985-86 (3)	41.	Paul Lawless	Hartford	4-6 L	12-13-85	Buffalo	Tom Barrasso
	42.	Steve Kasper	Boston	6-6 T	12-31-85	Buffalo	Tom Barrasso
	43.	Steve Larmer	Chicago	7-6 W	3-12-86	Chicago	Tom Barrasso
1986-87 (6)	44.	Wendel Clark	Toronto	5-5 T	10-11-86	Toronto	Daren Puppa
	45.	Mario Lemieux	Pittsburgh	3-7 L	10-17-86	Buffalo	Tom Barrasso
	46.	Michel Goulet	Quebec	1-6 L	11-21-86	Buffalo	Jacques Cloutier
	47.	Brent Ashton	Quebec	0-7 L	12-13-86	Quebec	Tom Barrasso (2) Jacques Cloutier (1)
	48.	Peter Zezel	Philadelphia	4-7 L	1-28-87	Buffalo	Jacques Cloutier
	49.	Tony McKegney	N.Y. Rangers	3-6 L	2-24-87	Buffalo	Tom Barrasso (2) Empty Net (1)





### Hat Tricks Against the Sabres

SEASON	NO.	PLAYER	OPPONENT	SCORE	DATE	PLACE	GOALIE(S)
1987-88 (10)	50.	Ron Francis	Hartford	1-9 L	11-18-87	Hartford	Daren Puppa (2) Jacques Cloutier (1)
	51.	Bob Carpenter	Los Angeles	5-8 L	11-22-87	Buffalo	Daren Puppa (1) Jacques Cloutier (2)
	52.	Bernie Nicholls	Los Angeles	5-8 L	11-22-87	Buffalo	Daren Puppa (2) Empty Net (1)
	53.	Joe Nieuwendyk	Calgary	1-7 L	12-13-87	Buffalo	Daren Puppa
	54.	Cam Neely	Boston	1-5 L	1-16-88	Boston	Tom Barrasso
	55.	Peter Stastny (3)	Quebec	5-6 L	2-21-88	Buffalo	Tom Barrasso
	56.	Hakan Loob	Calgary	4-10 L	3-12-88	Calgary	Tom Barrasso (2) Jacques Cloutier (1)
	57.	Tony Tanti	Vancouver	7-5 W	3-13-88	Vancouver	Tom Barrasso
	58.	Geoff Courtnall	Edmonton	4-6 L	3-15-88	Edmonton	Jacques Cloutier
	59.	Stephane Richer	Montreal	4-9 L	4-2-88	Montreal	Daren Puppa
1988-89 (4)	60.	Joe Mullen	Calgary	0-9 L	11-5-88	Calgary	Tom Barrasso (1) Daren Puppa (2)
	61.	Trevor Linden	Vancouver	2-4 L	11-22-88	Vancouver	Daren Puppa (2) Empty Net (1)
	62.	Wayne Gretzky (2)	Los Angeles	3-5 L	2-4-89	Los Angeles	Darcy Wakaluk (2) Empty Net (1)
	63.	Mario Lemieux (2)	Pittsburgh	3-7 L	2-14-89	Pittsburgh	Jacques Cloutier
1989-90 (2)	64.	Pat LaFontaine	N.Y. Islanders	2-4 L	12-31-89	Buffalo	Daren Puppa
	65.	Vincent Damphousse	Toronto	3-4 L	3-16-90	Buffalo	Daren Puppa
1990-91 (1)	66.	Bryan Fogarty	Quebec	2-4 L	12-1-90	Quebec	Clint Malarchuk
1991-92 (5)	67.	Owen Nolan	Quebec	5-4 W	10-12-91	Quebec	Daren Puppa
	68.	Murray Craven	Hartford	6-6 T	12-7-91	Hartford	Clint Malarchuk
	69.	Steve Yzerman	Detroit	4-4 T	1-29-92	Detroit	Daren Puppa
	70.	Kevin Miller	Detroit	4-9 L	2-12-92	Buffalo	Daren Puppa
	71.	Joe Sakic	Quebec	3-7 L	4-14-92	Quebec	Clint Malarchuk
	72.	Joe Juneau	Boston	2-5 L	1-12-93	Boston	Daren Puppa
	73.	Sergei Nemchinov	N.Y. Rangers	6-4 W	1-29-93	Buffalo	Tom Draper
1992-93 (5)	74.	Kelly Buchberger	Edmonton	4-5 L	1-31-93	Buffalo	Tom Draper
	75.	Brian Bellows	Montreal	4-8 L	2-27-93	Montreal	Grant Fuhr
	76.	Kevin Dineen	Philadelphia	4-7 L	4-15-93	Buffalo	Grant Fuhr (1) Dominik Hasek (2)
	77.	Shawn Burr	Detroit	4-6 L	10-18-93	Buffalo	Grant Fuhr
1994-95 (0)	None						
1995-96 (4)	78.	Pierre Turgeon	Montreal	7-6 W	1-6-96	Montreal	John Blue (2) Martin Biron (1)
	79.	Gary Roberts	Calgary	1-3 L	1-12-96	Calgary	Dominik Hasek
	80.	Russ Courtnall	Vancouver	2-5 L	3-6-96	Vancouver	Dominik Hasek
	81.	Peter Bondra	Washington	1-5 L	4-3-96	Buffalo	Andrei Trefilov
	82.	Ray Sheppard	Florida	3-4 L	11-26-96	Florida	Andrei Trefilov (2) Dominik Hasek (1)
1996-97 (4)	83.	Bill Guerin	New Jersey	6-5 W	12-31-96	Buffalo	Dominik Hasek
	84.	Paul Kariya	Anaheim	2-5 L	1-10-97	Anaheim	Dominik Hasek
	85.	Jaroslav Svejksky	Washington	3-8 L	4-13-97	Buffalo	Steve Shields
1997-98 (0)	None						
1998-99 (2)	86.	Teemu Selanne	Anaheim	2-7 L	1-1-99	Buffalo	Dominik Hasek
	87.	Vyacheslav Kozlov	Detroit	4-4 T	2-21-99	Buffalo	Dwayne Roloson
1999-00 (2)	88.	Pavel Bure	Florida	2-4 L	12-17-99	Buffalo	Martin Biron (2) Empty Net (1)
	89.	Petr Nedved	NY Rangers	3-6 L	2-25-00	Buffalo	Dominik Hasek (2) Empty Net (1)
2000-01 (2)	90.	Ray Ferraro	Atlanta	4-5 L	2-13-01	Atlanta	Martin Biron
	91.	Jeremy Roenick	Phoenix	3-7 L	2-23-01	Buffalo	Dominik Hasek (2) Martin Biron (1)
2001-02 (2)	92.	Brian Savage	Montreal	2-5 L	10-26-01	Buffalo	Martin Biron
	93.	Jason Arnott	New Jersey	1-4 L	2-10-02	New Jersey	Martin Biron





### Hat Tricks Against the Sabres


SEASON	NO.	PLAYER	OPPONENT	SCORE	DATE	PLACE	GOALIE(S)
2002-03 (0)		None					
2003-04 (1)	94.	Vladimir Orszagh	Nashville	1-4 L	11-29-03	Nashville	Martin Biron
2005-06 (2)	*95.	Martin Havlat*	Ottawa	4-10L	11-2-05	Buffalo	Mika Noronen (3) Martin Biron (1)
	*96.	Daniel Alfredsson*	Ottawa	4-10L	11-2-05	Buffalo	Martin Biron
2006-07 (1)	97.	Dany Heatley	Ottawa	3-6L	1-3-07	Ottawa	Ryan Miller
2007-08 (1)	98.	Tomas Plekanec	Montreal	2-6L	2-29-08	Buffalo	Ryan Miller
2008-09 (1)	99.	Mike Cammalleri	Calgary	2-5L	1-28-09	Calgary	Ryan Miller

#### Opponent Hat Trick Leaders

Peter Stastny (3), Bernie Federko (2), Wayne Gretzky (2), Mario Lemieux (2)

\* - indicates 4-goal game.

Note: Figure in brackets for scorer indicates cumulative total against the Sabres.







### All-Time Sabres Shutouts

SEASON	NO.	GOALTENDER	OPPONENT	SCORE	DATE	PLACE	SAVES	
1970-71 (3)	1.	Roger Crozier	Minnesota	1-0	12-6-70	Buffalo	24	
	2.	Joe Daley	California	3-0	2-12-71	Buffalo	26	
	3.	Dave Dryden	Minnesota	5-0	3-14-71	Minnesota	35	
1971-72 (2)	4.	Roger Crozier (2)	Los Angeles	2-0	12-2-71	Buffalo	31	
	5.	Roger Crozier (3)	Vancouver	1-0	1-20-72	Buffalo	29	
1972-73 (6)	6.	Roger Crozier (4)	Vancouver	6-0	10-19-72	Buffalo	31	
	7.	Roger Crozier (5)	California	0-0	11-9-72	Buffalo	23	
	8.	Roger Crozier (6)	Pittsburgh	1-0	11-12-72	Buffalo	18	
	9.	Dave Dryden (2)	Toronto	4-0	12-17-72	Buffalo	21	
	10.	Dave Dryden (3)	Philadelphia	2-0	1-7-73	Buffalo	35	
	11.	Dave Dryden (4)	California	4-0	2-8-73	Buffalo	24	
1973-74 (1)	12.	Dave Dryden (5)	St. Louis	1-0	1-13-74	Buffalo	18	
1974-75 (7)	13.	Gary Bromley	St. Louis	2-0	10-26-74	St. Louis	21	
	14.	Roger Crozier (7)	Atlanta	4-0	11-17-74	Buffalo	25	
	15.	Gary Bromley (2)	Minnesota	5-0	12-8-74	Buffalo	14	
	16.	Gary Bromley (3)	Washington	4-0	12-22-74	Washington	26	
	17.	Roger Crozier (8)	California	4-0	1-15-75	California	26	
	18.	Gary Bromley (4)	Kansas City	5-0	1-19-75	Buffalo	20	
	19.	Roger Crozier (9)	Los Angeles	5-0	2-27-75	Buffalo	21	
	1975-76 (3)	20.	Roger Crozier (10)	Detroit	4-0	10-9-75	Buffalo	18
		21.	Gerry Desjardins	Boston	4-0	11-5-75	Buffalo	16
		22.	Gerry Desjardins (2)	Pittsburgh	6-0	1-11-76	Buffalo	28
	1976-77 (5)	23.	Gerry Desjardins (3)	Vancouver	4-0	10-20-76	Buffalo	29
		24.	Gerry Desjardins (4)	St. Louis	5-0	11-10-76	Buffalo	38
		25.	Gerry Desjardins (5)	Colorado	3-0	1-16-77	Buffalo	21
		26.	Don Edwards	Chicago	3-0	2-16-77	Buffalo	23
		27.	Don Edwards (2)	Philadelphia	2-0	2-24-77	Buffalo	25
	1977-78 (5)	28.	Don Edwards (3)	Montreal	4-0	10-30-77	Montreal	34
		29.	Don Edwards (4)	Vancouver	3-0	12-11-77	Buffalo	19
		30.	Don Edwards (5)	N.Y. Rangers	2-0	2-9-78	Buffalo	25
		31.	Don Edwards (6)	Los Angeles	5-0	2-16-78	Buffalo	29
32.		Don Edwards (7)	Philadelphia	4-0	2-23-78	Buffalo	20	
1978-79 (2)		33.	Don Edwards (8)	Toronto	1-0	10-19-78	Buffalo	19
	34.	Don Edwards (9)	Washington	2-0	11-11-78	Washington	25	
	1979-80 (6)	35.	Bob Sauve	Quebec	3-0	10-27-79	Quebec	19
36.		Bob Sauve (2)	Chicago	0-0	10-31-79	Chicago	20	
37.		Bob Sauve (3)	Washington	2-0	12-2-79	Buffalo	20	
38.		Don Edwards (10)	Detroit	4-0	12-10-79	Buffalo	14	
39.		Bob Sauve (4)	Vancouver	3-0	2-3-80	Buffalo	22	
40.		Don Edwards (11)	Pittsburgh	9-0	2-7-80	Buffalo	25	
1980-81 (5)		41.	Bob Sauve (5)	Edmonton	2-0	10-15-80	Buffalo	15
		42.	Don Edwards (12)	N.Y. Rangers	4-0	1-18-81	Buffalo	30
		43.	Don Edwards (13)	Winnipeg	4-0	2-1-81	Buffalo	23
		44.	Don Edwards (14)	Philadelphia	4-0	2-5-81	Philadelphia	31
	45.	Bob Sauve (6)	Calgary	4-0	3-4-81	Buffalo	24	
1981-82 (0)		None						
1982-83 (1)	46.	Bob Sauve (7)	Quebec	0-0	2-5-83	Quebec	22	
1983-84 (2)	47.	Tom Barrasso	Los Angeles	4-0	1-18-84	Los Angeles	30	
	48.	Tom Barrasso (2)	New Jersey	6-0	3-24-84	New Jersey	24	
1984-85 (5)	49.	Tom Barrasso (3)	Toronto	6-0	12-26-84	Buffalo	22	
	50.	Tom Barrasso (4)	Winnipeg	4-0	12-28-84	Buffalo	14	
	51.	Tom Barrasso (5)	Boston	3-0	1-10-85	Boston	20	
	52.	Tom Barrasso (6)	Hartford	2-0	1-19-85	Hartford	14	
	53.	Tom Barrasso (7)	Washington	4-0	3-2-85	Washington	23	
	1985-86 (4)	54.	Tom Barrasso (8)	Montreal	6-0	10-16-85	Montreal	25
55.		Daren Puppa	Edmonton	2-0	11-1-85	Edmonton	37	
56.		Tom Barrasso (9)	Hartford	2-0	11-19-85	Hartford	23	
57.		Jacques Cloutier	Philadelphia	1-0	3-27-86	Philadelphia	30	





### All-Time Sabres Shutouts

SEASON	NO.	GOALTENDER	OPPONENT	SCORE	DATE	PLACE	SAVES	
1986-87 (2)	58.	Tom Barrasso (10)	Montreal	0-0	10-15-86	Buffalo	28	
	59.	Tom Barrasso (11)	Hartford	6-0	4-5-87	Buffalo	14	
1987-88 (2)	60.	Tom Barrasso (12)	St. Louis	3-0	2-16-88	St. Louis	25	
	61.	Tom Barrasso (13)	Boston	3-0	3-6-88	Buffalo	32	
1988-89 (2)	62.	Daren Puppa (2)	N.Y. Islanders	3-0	11-12-88	New York	34	
	63.	Clint Malarchuk	N.Y. Rangers	2-0	3-8-89	New York	32	
1989-90 (1)	64.	Daren Puppa (3)	Hartford	5-0	3-10-90	Hartford	31	
1990-91 (3)	65.	Clint Malarchuk (2)	Hartford	5-0	10-28-90	Buffalo	29	
	66.	Daren Puppa (4)	Chicago	5-0	12-28-90	Buffalo	33	
	67.	Daren Puppa (5)	Winnipeg	2-0	2-10-91	Winnipeg	24	
1991-92 (1)	68.	Tom Draper	Chicago	2-0	11-22-91	Buffalo	29	
1992-93 (0)		None						
1993-94 (8)	69.	Grant Fuhr	Winnipeg	6-0	11-19-93	Buffalo	22	
	70.	Dominik Hasek	Toronto	3-0	11-29-93	Toronto	24	
	71.	Dominik Hasek (2)	Tampa Bay	3-0	12-1-93	Tampa Bay	33	
	72.	Dominik Hasek (3)	Hartford	3-0	12-11-93	Hartford	25	
	73.	Dominik Hasek (4)	Los Angeles	2-0	12-17-93	Buffalo	27	
	74.	Dominik Hasek (5)	Montreal	5-0	12-23-93	Buffalo	25	
	75.	Dominik Hasek (6)	Anaheim	3-0	3-9-94	Anaheim	24	
	76.	Grant Fuhr (2)	Boston	5-0	4-1-94	Buffalo	31	
	77.	Dominik Hasek (7)	Montreal	1-0	4-8-94	Buffalo	31	
	1994-95 (5)	78.	Dominik Hasek (8)	Washington	1-0	2-2-95	Washington	33
		79.	Dominik Hasek (9)	Florida	3-0	3-24-95	Buffalo	28
		80.	Dominik Hasek (10)	Ottawa	7-0	3-30-95	Buffalo	35
		81.	Dominik Hasek (11)	Florida	5-0	4-26-95	Buffalo	31
		82.	Dominik Hasek (12)	Montreal	2-0	5-1-95	Buffalo	32
1995-96 (2)	83.	Dominik Hasek (13)	Ottawa	6-0	11-19-95	Buffalo	31	
	84.	Dominik Hasek (14)	St. Louis	2-0	11-27-95	St. Louis	30	
1996-97 (5)	85.	Dominik Hasek (15)	Colorado	0-0	11-2-96	Colorado	32	
	86.	Dominik Hasek (16)	Tampa Bay	3-0	11-27-96	Tampa Bay	32	
	87.	Dominik Hasek (17)	Ottawa	3-0	11-29-96	Buffalo	31	
	88.	Dominik Hasek (18)	Boston	4-0	12-14-96	Boston	29	
	89.	Dominik Hasek (19)	New Jersey	0-0	12-23-96	New Jersey	37	
	1997-98 (13)	90.	Dominik Hasek (20)	Boston	5-0	11-20-97	Boston	29
91.		Dominik Hasek (21)	Anaheim	4-0	12-3-97	Buffalo	29	
92.		Dominik Hasek (22)	Tampa Bay	4-0	12-5-97	Buffalo	38	
93.		Dominik Hasek (23)	Montreal	1-0	12-19-97	Buffalo	42	
94.		Dominik Hasek (24)	N.Y. Rangers	2-0	12-21-97	New York	33	
95.		Dominik Hasek (25)	N.Y. Rangers	3-0	12-26-97	Buffalo	28	
96.		Dominik Hasek (26)	Ottawa	3-0	12-31-97	Buffalo	36	
97.		Dominik Hasek (27)	Washington	3-0	3-1-98	Washington	36	
98.		Dominik Hasek (28)	N.Y. Rangers	1-0	3-2-98	New York	33	
99.		Dominik Hasek (29)	Pittsburgh	3-0	3-15-98	Buffalo	22	
100.		Dominik Hasek (30)	Calgary	2-0	3-24-98	Calgary	29	
101.		Dominik Hasek (31)	Edmonton	1-0	3-27-98	Edmonton	20	
1998-99 (10)	102.	Dominik Hasek (32)	Los Angeles	4-0	4-1-98	Buffalo	37	
	103.	Dominik Hasek (33)	Colorado	3-0	10-10-98	Colorado	32	
	104.	Dominik Hasek (34)	N.Y. Rangers	0-0	10-27-98	New York	16	
	105.	Dominik Hasek (35)	Washington	2-0	11-12-98	Washington	23	
	106.	Dominik Hasek (36)	Philadelphia	3-0	12-4-98	Buffalo	31	
	107.	Dominik Hasek (37)	N.Y. Rangers	2-0	12-11-98	Buffalo	16	
	108.	Dominik Hasek (38)	Tampa Bay	2-0	12-23-98	Buffalo	38	
	109.	Dominik Hasek (39)	New Jersey	2-0	12-26-98	New Jersey	34	
	110.	Dominik Hasek (40)	Florida	4-0	1-18-99	Florida	33	
	111.	Dwayne Roloson	Vancouver	2-0	2-28-99	Vancouver	15	
	112.	Dominik Hasek (41)	Washington	3-0	4-18-99	Buffalo	25	
1999-00 (8)	113.	Martin Biron	Atlanta	4-0	11-19-99	Atlanta	18	
	114.	Martin Biron (2)	Ottawa	0-0	12-8-99	Buffalo	30	
	115.	Martin Biron (3)	Boston	0-0	1-13-00	Boston	39	
	116.	Martin Biron (4)	Anaheim	5-0	1-17-00	Anaheim	17	
	117.	Martin Biron (5)	Ottawa	1-0	1-28-00	Buffalo	21	
	118.	Dominik Hasek (42)	Colorado	2-0	2-8-00	Colorado	24	
	119.	Dominik Hasek (43)	Montreal	2-0	4-1-00	Montreal	27	
	120.	Dominik Hasek (44)	New Jersey	5-0	4-6-00	New Jersey	32	





### All-Time Sabres Shutouts

SEASON	NO.	GOALTENDER	OPPONENT	SCORE	DATE	PLACE	SAVES
2000-01 (13)	121.	Dominik Hasek (45)	NY Islanders	3-0	11-9-00	Buffalo	22
	122.	Dominik Hasek (46)	New Jersey	4-0	11-11-00	New Jersey	23
	123.	Dominik Hasek (47)	Boston	3-0	12-12-00	Boston	22
	124.	Dominik Hasek (48)	Ottawa	2-0	12-29-00	Buffalo	34
	125.	Martin Biron (6)	NY Islanders	2-0	12-30-00	New York	15
	126.	Martin Biron (7)	Nashville	2-0	1-6-01	Nashville	29
	127.	Dominik Hasek (49)	Anaheim	4-0	1-12-01	Anaheim	21
	128.	Dominik Hasek (50)	Florida	1-0	1-19-01	Buffalo	21
	129.	Dominik Hasek (51)	Ottawa	2-0	2-19-01	Buffalo	30
	130.	Dominik Hasek (52)	New Jersey	1-0	2-22-01	New Jersey	24
	131.	Dominik Hasek (53)	Toronto	3-0	3-20-01	Buffalo	16
	132.	Dominik Hasek (54)	Atlanta	4-0	3-26-01	Atlanta	19
	133.	Dominik Hasek (55)	Atlanta	1-0	3-30-01	Buffalo	30
2001-02 (4)	134.	Martin Biron (8)	Atlanta	8-0	11-8-01	Buffalo	16
	135.	Martin Biron (9)	NY Islanders	5-0	3-7-02	New York	26
	136.	Martin Biron (10)	Montreal	3-0	3-8-02	Buffalo	26
	137.	Martin Biron (11)	Montreal	3-0	4-13-02	Montreal	22
2002-03 (6)	138.	Martin Biron (12)	Anaheim	4-0	12-4-02	Buffalo	22
	139.	Ryan Miller	Minnesota	1-0	1-14-03	Minnesota	22
	140.	Martin Biron (13)	Phoenix	1-0	1-18-03	Phoenix	30
	141.	Martin Biron (14)	Pittsburgh	0-0	1-21-03	Buffalo	23
	142.	Martin Biron (15)	Toronto	4-0	1-24-03	Buffalo	27
	143.	Mika Noronen	Florida	4-0	3-8-03	Florida	29
2003-04 (4)	144.	Mika Noronen (2)	Calgary	2-0	10-18-03	Calgary	20
	145.	Mika Noronen (3)	Carolina	5-0	11-21-03	Buffalo	35
	146.	Martin Biron (16)	Washington	6-0	3-10-04	Washington	27
	147.	Martin Biron (17)	Columbus	6-0	3-29-04	Buffalo	23
2005-06 (2)	148.	Ryan Miller (2)	Toronto	6-0	4-16-06	Buffalo	31
	149.	Martin Biron (18)	Carolina	4-0	4-18-06	Carolina	33
2006-07 (2)	150.	Ryan Miller (3)	NY Islanders	3-0	10-26-06	New York	29
	151.	Ryan Miller (4)	Washington	2-0	4-7-07	Washington	26
2007-08 (5)	152.	Ryan Miller (5)	Atlanta	6-0	10-11-07	Buffalo	20
	153.	Jocelyn Thibault (1)	Montreal	3-0	11-24-07	Montreal	24
	154.	Ryan Miller (6)	Florida	1-0	1-30-08	Florida	32
	155.	Ryan Miller (7)	Toronto	1-0	2-13-08	Buffalo	35
	156.	Jocelyn Thibault (2)	Boston	3-0	4-5-08	Boston	17
2008-09 (5)	157.	Ryan Miller (8)	Washington	5-0	11-1-08	Buffalo	29
	158.	Ryan Miller (9)	New Jersey	2-0	11-3-08	New Jersey	24
	159.	Ryan Miller (10)	Los Angeles	5-0	12-19-08	Buffalo	40
	160.	Ryan Miller (11)	Phoenix	2-0	1-31-09	Phoenix	28
	161.	Ryan Miller (12)	Toronto	5-0	2-4-09	Buffalo	16

#### SABRE SHUTOUT LEADERS

Dominik Hasek (55), Martin Biron (18), Don Edwards (14), Tom Barrasso (13), Ryan Miller (12), Roger Crozier (10), Bob Sauve (7), Dave Dryden (5), Gerry Desjardins (5), Daren Puppa (5), Gary Bromley (4), Mika Noronen (3), Jocelyn Thibault (2), Grant Fuhr (2), Clint Malarchuk (2), Joe Daley (1), Jacques Cloutier (1), Tom Draper (1), Dwayne Roloson (1)

**NOTE:** Figure in brackets for goaltender indicates cumulative total with the Sabres.





### All-Time Opponent Shutouts

SEASON	NO.	GOALTENDER	OPPONENT	SCORE	DATE	PLACE	SAVES
1970-71 (9)	1.	Ed Giacomin	N.Y. Rangers	3-0	10-14-70	New York	15
	2.	Phil Myre	Montreal	3-0	10-15-70	Buffalo	14
	3.	Tony Esposito	Chicago	4-0	10-25-70	Buffalo	27
	4.	Cesar Maniago	Minnesota	3-0	11-21-70	Minnesota	22
	5.	Bruce Gamble	Toronto	4-0	12-13-70	Buffalo	17
	6.	Ed Giacomin (2)	N.Y. Rangers	4-0	12-16-70	New York	20
	7.	Jacques Plante	Toronto	2-0	12-19-70	Toronto	24
	8.	Jacques Plante (2)	Toronto	2-0	2-27-71	Toronto	28
	9.	Glenn Hall	St. Louis	9-0	3-13-71	St. Louis	27
1971-72 (3)	10.	Doug Favell	Philadelphia	5-0	12-16-71	Philadelphia	35
	11.	Jim Rutherford	Pittsburgh	2-0	2-17-72	Buffalo	23
	12.	Ken Dryden	Montreal	4-0	2-20-72	Buffalo	32
1972-73 (4)	13.	Marv Edwards	California	0-0	11-9-72	Buffalo	28
	14.	Rogie Vachon	Los Angeles	2-0	12-23-72	Los Angeles	20
	15.	Ed Johnston	Boston	6-0	1-14-73	Boston	20
	16.	Jacques Caron	St. Louis	2-0	3-13-73	St. Louis	23
1973-74 (3)	17.	Gilles Meloche	California	2-0	11-18-73	Buffalo	27
	18.	Dan Bouchard	Atlanta	3-0	1-9-74	Atlanta	32
	19.	Gilles Gilbert	Boston	4-0	3-12-74	Boston	27
1974-75 (1)	20.	Bernie Parent	Philadelphia	6-0	2-1-75	Philadelphia	26
1975-76 (2)	21.	Gary Smith	Vancouver	4-0	11-25-75	Vancouver	35
	22.	Glenn Resch	N.Y. Islanders	3-0	12-7-75	Buffalo	22
1976-77 (3)	23.	Ed Giacomin (3)	Detroit	4-0	10-9-76	Detroit	20
	24.	Glenn Resch (2)	N.Y. Islanders	3-0	12-4-76	New York	33
	25.	Gary Edwards (2)	Cleveland	3-0	1-23-77	Buffalo	27
1977-78 (3)	26.	Mike Veisor	Chicago	2-0	10-16-77	Buffalo	34
	27.	Ron Grahame	Boston	2-0	11-23-77	Buffalo	21
	28.	Ron Low	Detroit	7-0	3-28-78	Detroit	25
	29.	Mike Palmateer	Toronto	2-0	10-18-78	Toronto	21
1978-79 (3)	30.	Mario Lessard	Los Angeles	6-0	10-26-78	Los Angeles	18
	31.	Glenn Resch (3)	N.Y. Islanders	2-0	3-31-79	New York	32
	32.	Jim Rutherford (2)	Detroit	4-0	10-25-79	Detroit	26
1979-80 (2)	33.	Tony Esposito (2)	Chicago	0-0	10-31-79	Chicago	21
	34.	None					
1980-81 (0)	34.	Rick Wamsley	Montreal	9-0	10-10-81	Montreal	22
1981-82 (1)	35.	Murray Bannerman	Chicago	4-0	10-20-82	Chicago	37
	36.	Pete Peeters	Boston	4-0	1-20-83	Boston	20
1982-83 (4)	37.	Dan Bouchard (2)	Quebec	0-0	2-5-83	Quebec	22
	38.	Erian Hayward	Winnipeg	6-0	3-9-83	Winnipeg	24
	39.	Billy Smith	N.Y. Islanders	4-0	11-5-83	New York	25
	40.	Andy Moog	Edmonton	7-0	11-18-83	Edmonton	29
1984-85 (0)	41.	None					
1985-86 (2)	41.	Pat Riggin	Boston	4-0	1-4-86	Boston	24
	42.	Bob Froese	Philadelphia	4-0	2-12-86	Buffalo	28
1986-87 (4)	43.	Patrick Roy	Montreal	0-0	10-15-86	Buffalo	23
	44.	Mike Liut	Hartford	3-0	11-26-86	Hartford	27
	45.	Clint Malarchuk	Quebec	7-0	12-13-86	Quebec	28
	46.	Don Beaupre	Minnesota	5-0	1-20-87	Minnesota	27
	47.	Grant Fuhr	Edmonton	5-0	11-7-87	Edmonton	26
	48.	Rejean Lemelin	Boston	9-0	12-22-87	Boston	33
1987-88 (4)	49.	Rejean Lemelin (2)	Boston	2-0	12-31-87	Buffalo	17
	50.	Greg Stefan	Detroit	4-0	3-1-88	Detroit	19
	51.	Rick Wamsley (2)	Calgary	9-0	11-5-88	Calgary	21
	52.	Peter Sidorkiewicz	Hartford	9-0	12-6-88	Hartford	31
1988-89 (3)	53.	Jon Casey	Minnesota	3-0	3-18-89	Minnesota	27
	54.	Grant Fuhr (2)	Edmonton	3-0	11-17-89	Edmonton	30
	55.	Mark Fitzpatrick	N.Y. Islanders	3-0	12-5-89	New York	32
1989-90 (4)	56.	Patrick Roy (2)	Montreal	1-0	2-3-90	Montreal	30
	57.	Glenn Healy	N.Y. Islanders	1-0	2-4-90	Buffalo	39
	58.	John Vanbiesbrouck	N.Y. Rangers	5-0	11-26-90	New York	27
1990-91 (2)	59.	Jeff Reese	Toronto	3-0	2-17-91	Buffalo	28





### All-Time Opponent Shutouts

SEASON	NO.	GOALTENDER	OPPONENT	SCORE	DATE	PLACE	SAVES
1991-92 (3)	60.	Patrick Roy (3)	Montreal	5-0	11-2-91	Montreal	15
	61.	Craig Billington	New Jersey	3-0	12-28-91	New Jersey	26
	62.	Darcy Wakaluk	Minnesota	2-0	2-7-92	Buffalo	39
1992-93 (3)	63.	Patrick Roy (4)	Montreal	3-0	11-30-92	Montreal	23
	64.	Andy Moog (2)	Boston	2-0	3-24-93	Buffalo	21
	65.	Andy Moog (3)	Boston	3-0	4-4-93	Buffalo	31
1993-94 (4)	66.	Chris Terreri	New Jersey	4-0	11-17-93	New Jersey	30
	67.	Mike Richter	N.Y. Rangers	2-0	12-13-93	New York	28
	68.	Tommy Soderstrom	Philadelphia	2-0	12-27-93	Buffalo	30
	69.	Daren Puppa	Tampa Bay	4-0	1-24-94	Tampa Bay	23
1994-95 (0)		None					
1995-96 (5)	70.	Darcy Wakaluk (2)	Dallas	3-0	10-24-95	Dallas	27
	71.	Tom Barrasso	Pittsburgh	1-0	1-17-96	Buffalo	31
	72.	Jim Carey	Washington	1-0	1-26-96	Washington	20
	73.	Kirk McLean	Vancouver	3-0	3-3-96	Buffalo	32
	74.	Eric Fichaud	N.Y. Islanders	3-0	4-6-96	New York	20
	75.	Rick Tabaracci	Calgary	3-0	10-6-96	Calgary	19
	76.	Corey Schwab	Tampa Bay	4-0	10-15-96	Buffalo	22
1996-97 (10)	77.	Andy Moog (4)	Dallas	2-0	10-30-96	Dallas	24
	78.	Patrick Roy (5)	Colorado	0-0	11-2-96	Colorado	20
	79.	Ken Wregget	Pittsburgh	3-0	11-12-96	Pittsburgh	25
	80.	Mike Richter (2)	N.Y. Rangers	3-0	12-13-96	Buffalo	30
	81.	Martin Brodeur	New Jersey	0-0	12-23-96	New Jersey	37
	82.	Patrick Lalime	Pittsburgh	2-0	12-28-96	Pittsburgh	21
	83.	Ron Tugnutt	Ottawa	2-0	4-2-97	Buffalo	15
	84.	Ron Tugnutt (2)	Ottawa	1-0	4-12-97	Ottawa	17
	85.	Ron Tugnutt (3)	Ottawa	3-0	12-6-97	Ottawa	25
	86.	Tommy Salo	N.Y. Islanders	4-0	12-17-97	New York	28
	87.	Ron Hextall	Philadelphia	3-0	1-20-98	Philadelphia	29
1998-99 (3)	88.	Damian Rhodes	Ottawa	1-0	4-5-98	Buffalo	22
	89.	Olaf Kolzig	Washington	1-0	10-23-98	Buffalo	30
	90.	Mike Richter (3)	N.Y. Rangers	0-0	10-27-98	New York	24
1999-00 (7)	91.	Nikolai Khabibulin	Phoenix	1-0	1-11-99	Phoenix	23
	92.	Chris Osgood	Detroit	2-0	10-2-99	Detroit	22
	93.	Ron Tugnutt (4)	Ottawa	4-0	10-23-99	Ottawa	19
	94.	John Grahame	Boston	3-0	10-30-99	Boston	26
	95.	Jamie McLennan	St. Louis	2-0	11-26-99	Buffalo	19
	96.	Ron Tugnutt (5)	Ottawa	0-0	12-8-99	Buffalo	30
	97.	Eyron Dafoe	Boston	0-0	1-13-00	Boston	23
2000-01 (6)	98.	Eyron Dafoe (2)	Boston	1-0	1-29-00	Boston	25
	99.	Felix Potvin	Vancouver	4-0	10-14-00	Vancouver	27
	100.	Roman Cechmanek	Philadelphia	3-0	11-4-00	Philadelphia	18
	101.	Curtis Joseph	Toronto	2-0	1-20-01	Toronto	28
	102.	Roman Cechmanek (2)	Philadelphia	2-0	3-1-01	Philadelphia	26
	103.	Tommy Salo (2)	Edmonton	4-0	3-9-01	Buffalo	28
	104.	Arturs Irbe	Carolina	1-0	3-21-01	Carolina	26
2001-02 (6)	105.	Patrick Lalime	Ottawa	3-0	11-3-01	Ottawa	28
	106.	Trevor Kidd	Florida	2-0	11-16-01	Buffalo	31
	107.	Johan Hedberg	Pittsburgh	2-0	1-10-02	Buffalo	36
	108.	Jussi Markkanen	Edmonton	3-0	3-4-02	Buffalo	25
	109.	Chris Osgood (2)	NY Islander	3-0	3-12-02	Buffalo	28
	110.	Corey Schwab (2)	Toronto	2-0	3-23-02	Toronto	20
2002-03 (9)	111.	Jocelyn Thibault	Chicago	3-0	10-13-02	Chicago	26
	112.	Roman Turek	Calgary	3-0	10-31-02	Calgary	30
	113.	Kevin Weekes	Carolina	2-0	11-7-02	Carolina	26
	114.	Robert Esche	Philadelphia	2-0	12-14-02	Philadelphia	15
	115.	Roberto Luongo	Florida	2-0	12-20-02	Buffalo	30
	116.	Chris Osgood (3)	NY Islanders	1-0	12-31-02	Buffalo	38
	117.	Sebastian Caron	Pittsburgh	0-0	1-21-03	Buffalo	34
	118.	Mike Dunham	NY Rangers	3-0	3-19-03	NY Rangers	27
	119.	Marty Turco	Dallas	3-0	3-31-03	Dallas	18





### All-Time Opponent Shutouts

SEASON	NO.	GOALTENDER	OPPONENT	SCORE	DATE	PLACE	SAVES
2003-04 (5)	120.	Jeff Hackett	Philadelphia	2-0	10-09-03	Philadelphia	17
	121.	Rick DiPietro	NY Islanders	6-0	10-11-03	Buffalo	13
	122.	Jose Theodore	Montreal	3-0	11-08-03	Montreal	16
	123.	Felix Potvin (2)	Boston	1-0	1-15-04	Buffalo	27
	124.	Ed Belfour	Toronto	2-0	4-02-04	Buffalo	17
2005-06 (4)	125.	Dominik Hasek	Ottawa	5-0	10-8-05	Ottawa	35
	126.	Evgeni Nabokov/ Nolan Schaefer	San Jose	5-0	12-2-05	Buffalo	20 7
	127.	Kari Lehtonen	Atlanta	5-0	3-20-06	Atlanta	23
2006-07 (-)	128.	Jean-Sebastien Aubin	Toronto	7-0	4-1-06	Toronto	24
2007-08 (4)		None					
	129.	Pascal Leclaire	Columbus	3-0	10-19-07	Buffalo	21
	130.	Cristobal Huet	Montreal	2-0	11-5-07	Montreal	29
	131.	Andrew Raycroft	Toronto	3-0	11-9-07	Buffalo	30
	132.	Ty Conklin	Pittsburgh	2-0	12-29-07	Pittsburgh	26
2008-09 (4)	133.	Martin Biron	Philadelphia	3-0	11-21-08	Buffalo	40
	134.	Pekka Rinne	Nashville	2-0	12-1-08	Buffalo	30
	135.	Cam Ward	Carolina	3-0	2-15-09	Buffalo	36
	136.	Yann Danis	NY Islanders	2-0	2-28-09	NY Islanders	31

#### Opponent Shutout Leaders

Patrick Roy (5), Ron Tugnutt (5), Andy Moog (4), Ed Giacomin (3), Chris Osgood (3), Glenn Resch (3), Mike Richter (3), Dan Bouchard (2), Roman Cechmanek (2), Byron Dafoe (2), Gary Edwards (2), Tony Esposito (2), Grant Fuhr (2), Rejean Lemelin (2), Jacques Plante (2), Felix Potvin (2), Jim Rutherford (2), Tommy Salo (2), Corey Schwab (2), Darcy Wakaluk (2), Rick Wamsley (2)

Note: Figure in brackets for goaltender indicates cumulative total against the Sabres.





## 1-0 Games Involving the Sabres

## REGULAR SEASON

Date	Opponent	Goal Scorer	Winning Goalie	Sabres Record
12-6-70	vs. Minnesota	R. Anderson	R. Crozier (Buf.)	1-0
1-20-72	vs. Vancouver	D. Luce	R. Crozier (Buf.)	2-0
11-12-72	vs. Pittsburgh	S. Atkinson	R. Crozier (Buf.)	3-0
1-13-74	vs. St. Louis	G. Perreault	D. Dryden (Buf.)	4-0
10-19-78	vs. Toronto	C. Ramsay	D. Edwards (Buf.)	5-0
3-27-86	at Philadelphia	G. Perreault	J. Cloutier (Buf.)	6-0
2-3-90	at Montreal	S. Richer	P. Roy (Mtl.)	6-1
2-4-90	vs. N.Y. Islanders	D. King	G. Healy (NYI)	6-2
4-8-94	vs. Montreal	D. Audette	D. Hasek (Buf.)	7-2
2-2-95	at Washington	D. Hawerchuk	D. Hasek (Buf.)	8-2
1-17-96	vs. Pittsburgh	J. Jagr	T. Barrasso (Pit.)	8-3
1-26-96	at Washington	J. Juneau	J. Carey (Wsh.)	8-4
4-12-97	at Ottawa	S. Duchesne	R. Tugnutt (Ott.)	8-5
12-19-97	vs. Montreal	D. Audette	D. Hasek (Buf.)	9-5
3-2-98	at N.Y. Rangers	A. Zhitnik	D. Hasek (Buf.)	10-5
3-27-98	at Edmonton	M. Satan	D. Hasek (Buf.)	11-5
4-5-98	vs. Ottawa	D. Alfredsson	D. Rhodes (Ott.)	11-6
10-23-98	vs. Washington	J. Svejksky	O. Kolzig (Wsh.)	11-7
1-11-99	at Phoenix	D. Drake	N. Khabibulin (Phx.)	11-8
1-28-00	vs. Ottawa	J. Patrick	M. Biron (Buf.)	12-8
1-29-00	at Boston	P. Axelsson	B. Dafoe (Bos.)	12-9
1-19-01	vs. Florida	D. Hamel	D. Hasek (Buf.)	13-9
2-22-01	at New Jersey	D. Andreychuk	D. Hasek (Buf.)	14-9
3-21-01	at Carolina	D. Tanabe	A. Irbe (Car.)	14-10
*12-31-02	vs. NY Islanders	J. Blake	C. Osgood (NYI)	14-11
1-14-03	at Minnesota	D. Hamel	R. Miller (Buf.)	15-11
1-18-03	at Phoenix	C. Brown	M. Biron (Buf.)	16-11
1-15-04	vs. Boston	S. Samsonov	F. Potvin (Bos.)	16-12
1-30-08	at Florida	T. Vanek	R. Miller (Buf.)	17-12
2-13-08	vs. Toronto	P. Gaustad	R. Miller (Buf.)	18-12

## PLAYOFFS

Date	Opponent	Goal Scorer	Winning Goalie	Sabres Record
4-6-83	at Montreal	B. Peterson	B. Sauve (Buf.)	1-0
*4-27-94	vs. New Jersey	D. Hannan	D. Hasek (Buf.)	2-0
*4-23-97	at Ottawa	D. Alfredsson	R. Tugnutt (Ott.)	2-1

\* - overtime decision





## Empty-Net Goals

## Current Sabres only

PLAYER	08-09	07-08	06-07	05-06
Jochen Hecht	-	3	2	1
Daniel Paille	-	1	1	-
Jason Pominville	1	1	1	1
Derek Roy	-	-	-	1
Henrik Tallinder	-	1	-	-
Thomas Vanek	1	1	3	1
<b>Sabres Total</b>	<b>3</b>	<b>8</b>	<b>9</b>	<b>11</b>
<b>Opponents Total</b>	<b>8</b>	<b>8</b>	<b>3</b>	<b>5</b>

## 2008-09 ENG by Opponents:

Jordan Staal (PIT), Jeff Carter (PHIL), Mark Streit (NYI), Boyd Gordon (WASH), Mike Richards (PHIL), Darrell Powe (PHIL), Ryan Callahan (NYR), Nicklas Lidstrom (DET)

## 2007-08 ENG by Opponents:

Nikolai Zherdev (CEJ), Chris Higgins (MTL), Bryan Smolinski (MTL), Dany Heatley (OTT), Evgeni Malkin (PIT), Ilya Kovalchuk (ATL), Colby Armstrong (PIT), Antoine Vermette (OTT)

## 2006-07 ENG by Opponents:

Chris Phillips (OTT), John Erskine (WSH), Dominic Moore (PIT)

## 2005-06 ENG by Opponents:

Shean Donovan (CGY), Chris Kelly (OTT), Brad Larsen (ATL), Jarkko Ruutu (VAN), Justin Williams (CAR)

(Buffalo totals are as Sabres only)





## Sabres Penalty Shots

GAME	MATCHUP	RESULT
Nov. 5, 1970 at Buffalo	Paul Andrea vs. Vancouver's Dunc Wilson	unsuccessful
Dec. 20, 1973 at Buffalo	John Gould vs. Montreal's Michel Plasse	unsuccessful
Jan. 31, 1974 at Philadelphia	Rick Martin vs. Philadelphia's Bernie Parent	goal
Jan. 25, 1975 at Montreal	Rick Martin vs. Montreal's Michel Larocque	unsuccessful
Feb. 2, 1975 at Buffalo	Don Luce vs. Kansas City's Denis Herron	unsuccessful
Oct. 19, 1975 at Buffalo	Don Luce vs. Washington's Ron Low	unsuccessful
Feb. 4, 1976 at Los Angeles	Gil Perreault vs. Los Angeles' Rogie Vachon	unsuccessful
Feb. 22, 1976 at Buffalo	Rene Robert vs. Montreal's Ken Dryden	unsuccessful
April 1, 1978 at Toronto	Gil Perreault vs. Toronto's Mike Palmateer	unsuccessful
Dec. 19, 1982 at Buffalo	Brent Peterson vs. Quebec's Dan Bouchard	unsuccessful
Nov. 25, 1983 at Buffalo	Gil Perreault vs. Chicago's Murray Bannerman	goal
Jan. 13, 1984 at Buffalo	Brent Peterson vs. Edmonton's Grant Fuhr	unsuccessful
Jan. 14, 1984 at Detroit	Brent Peterson vs. Detroit's Greg Stefan	unsuccessful
Oct. 31, 1984 at Buffalo	John Tucker vs. Philadelphia's Pelle Lindbergh	goal
Dec. 26, 1984 at Buffalo	John Tucker vs. Toronto's Rick St. Croix	unsuccessful
Nov. 22, 1986 at Quebec	Dave Andreychuk vs. Quebec's Clint Malarchuk	unsuccessful
Nov. 15, 1987 at Buffalo	Christian Ruuttu vs. Toronto's Ken Wregget	unsuccessful
*April 9, 1988 at Buffalo	John Tucker vs. Boston's Andy Moog	goal
Feb. 19, 1989 at Buffalo	Mike Foligno vs. Detroit's Glen Hanlon	unsuccessful
Oct. 17, 1990 at Buffalo	Pierre Turgeon vs. Montreal's Patrick Roy	goal
Oct. 12, 1991 at Quebec	Dave McIlwain vs. Quebec's Ron Tugnutt	unsuccessful
Jan. 10, 1992 at Buffalo	Alexander Mogilny vs. Edmonton's Bill Ranford	unsuccessful
Feb. 7, 1992 at Buffalo	Dave Andreychuk vs. Minnesota's Darcy Wakaluk	unsuccessful
Nov. 11, 1992 at Buffalo	Brad May vs. Boston's Andy Moog	goal
Nov. 29, 1992 at Ottawa	Pat LaFontaine vs. Ottawa's Peter Sidorkiewicz	goal
Dec. 17, 1993 at Buffalo	Alexander Mogilny vs. Los Angeles' Robb Stauber	unsuccessful
Jan. 11, 1994 at Chicago	Randy Wood vs. Chicago's Jeff Hackett	goal
Feb. 10, 1994 at Boston	Wayne Presley vs. Boston's Vincent Riendeau	unsuccessful
Oct. 22, 1995 at Buffalo	Dave Hannan vs. St. Louis' Grant Fuhr	unsuccessful
Feb. 3, 1996 at Boston	Randy Burridge vs. Boston's Bill Ranford	unsuccessful
Nov. 21, 1996 at Buffalo	Donald Audette vs. Toronto's Felix Potvin	unsuccessful
April 11, 1998 at Ottawa	Dixon Ward vs. Ottawa's Damian Rhodes	goal
Oct. 9, 1999 at Atlanta	Miroslav Satan vs. Atlanta's Damien Rhodes	goal
Dec. 28, 1999 at Buffalo	Miroslav Satan vs. Detroit's Ken Wregget	unsuccessful
March 4, 2000 at NY Islanders	Miroslav Satan vs. NY Islanders Kevin Weekes	unsuccessful
Nov. 3, 2001 at Ottawa	Miroslav Satan vs. Ottawa's Patrick Lalime	unsuccessful
Nov. 19, 2001 at Atlanta	Tim Connolly vs. Atlanta's Milan Hnilicka	goal
Feb. 15, 2003 at Buffalo	Miroslav Satan vs. NY Rangers Mike Dunham	goal
Dec. 8, 2005 vs. Anaheim	Thomas Vanek vs. Anaheim's J-S Giguere	goal
Mar. 12, 2006 at Buffalo	Maxim Afinogenov vs. Boston's Andrew Raycroft	goal
Mar. 25, 2006 at Montreal	J-P Dumont vs. Montreal's David Aebischer	unsuccessful
*Apr. 28, 2006 at Philadelphia	Derek Roy vs. Philadelphia's Robert Esche	unsuccessful
Nov. 10, 2006 vs. Florida	Thomas Vanek vs. Florida's Alexander Auld	unsuccessful
Dec. 28, 2006 vs. Carolina	Ales Kotalik vs. Carolina's John Grahame	goal
Jan. 26, 2007 at Columbus	Daniel Paille vs. Columbus' Fredrik Norrena	unsuccessful
Feb. 24, 2007 at Ottawa	Thomas Vanek vs. Ottawa's Ray Emery	unsuccessful
Dec. 1, 2007 at Buffalo	Drew Stafford vs. Carolina's John Grahame	unsuccessful
Apr. 9, 2009 at Carolina	Derek Roy vs. Carolina's Michael Leighton	goal

SHOTS FOR: 48

GOALS FOR: 16

UNSUCCESSFUL: 32

\* indicates a playoff game





## Opponents Penalty Shots

GAME	MATCHUP	RESULT
Oct. 20, 1971 at Toronto	Paul Henderson vs. Roger Crozier	unsuccessful
Nov. 12, 1972 vs. Pittsburgh	Lowell McDonald vs. Roger Crozier	unsuccessful
March 9, 1973 at Vancouver	Andre Boudrias vs. Roger Crozier	goal
Nov. 13, 1974 at Montreal	Steve Shutt vs. Gary Bromley	unsuccessful
Dec. 5, 1974 vs. Washington	Tommy Williams vs. Gary Bromley	unsuccessful
Jan. 23, 1975 vs. Detroit	Pierre Jarry vs. Roger Crozier	unsuccessful
Feb. 22, 1981 vs. Montreal	Steve Shutt vs. Don Edwards	unsuccessful
Dec. 17, 1981 at Philadelphia	Behn Wilson vs. Don Edwards	goal
March 29, 1983 at Hartford	Blaine Stoughton vs. Bob Sauve	goal
March 9, 1984 vs. Los Angeles	Marcel Dionne vs. Tom Barrasso	goal
Jan. 5, 1985 at N.Y. Islanders	Bryan Trottier vs. Tom Barrasso	unsuccessful
Jan. 24, 1991 at Chicago	Dave Manson vs. Darcy Wakaluk	unsuccessful
Jan. 29, 1992 at Detroit	Steve Yzerman vs. Daren Puppa	goal
March 3, 1992 at Quebec	Mats Sundin vs. Tom Draper	goal
March 8, 1992 vs. NY Islanders	Marty McInnis vs. Tom Draper	unsuccessful
March 17, 1992 at Minnesota	Ulf Dahlen vs. Daren Puppa	unsuccessful
March 10, 1993 at Quebec	Alexei Gusarov vs. Grant Fuhr	goal
March 8, 1995 at Montreal	Mark Recchi vs. Dominik Hasek	unsuccessful
March 23, 1996 at Pittsburgh	Mario Lemieux vs. Dominik Hasek	unsuccessful
Feb. 27, 1997 at New Jersey	John MacLean vs. Dominik Hasek	goal
March 8, 1997 at Montreal	Vincent Damphousse vs. Dominik Hasek	unsuccessful
April 10, 1997 at Boston	Jason Allison vs. Dominik Hasek	unsuccessful
*May 11, 1997 vs. Philadelphia	Eric Lindros vs. Steve Shields	goal
Oct. 7, 1997 vs. Dallas	Jere Lehtinen vs. Dominik Hasek	goal
*May 29, 1999 at Toronto	Mats Sundin vs. Dominik Hasek	goal
Jan. 6, 2000 vs. New Jersey	Petr Sykora vs. Dwayne Roloson	goal
Jan. 8, 2000 at Ottawa	Daniel Alfredsson vs. Martin Biron	unsuccessful
March 4, 2000 at NY Islanders	Olli Jokinen vs. Dominik Hasek	goal
*April 16, 2000 vs. Philadelphia	Eric Desjardins vs. Dominik Hasek	unsuccessful
Nov. 3, 2002 vs. Montreal	Dainius Zubrus vs. Dominik Hasek	unsuccessful
Feb. 1, 2001 at Tampa Bay	Mike Johnson vs. Martin Biron	unsuccessful
*April 11, 2001 at Philadelphia	Mark Recchi vs. Dominik Hasek	unsuccessful
*May 2, 2001 at Pittsburgh	Martin Straka vs. Dominik Hasek	unsuccessful
Dec. 13, 2002 vs. Chicago	Alexei Zhamnov vs. Martin Biron	goal
Nov. 5, 2003 vs. Atlanta	Patrik Stefan vs. Martin Biron	goal
Nov. 9, 2005 vs. Carolina	Erik Cole vs. Martin Biron	unsuccessful
Nov. 9, 2005 vs. Carolina	Erik Cole vs. Martin Biron	goal
Dec. 5, 2005 at Colorado	Marek Svatos vs. Martin Biron	goal
March 25, 2006 at Boston	Travis Green vs. Ryan Miller	unsuccessful
Oct. 17, 2006 vs. Philadelphia	Mike Richards vs. Ryan Miller	unsuccessful
Dec. 16, 2006 vs. Ottawa	Jason Spezza vs. Ryan Miller	unsuccessful
March 9, 2007 vs. Minnesota	Marian Gaborik vs. Ryan Miller	unsuccessful
Oct. 19, 2007 vs. Columbus	Rick Nash vs. Ryan Miller	unsuccessful
Dec. 28, 2007 at New Jersey	Arron Asham vs. Ryan Miller	unsuccessful
Feb. 27, 2008 vs. Nashville	Scott Nichol vs. Ryan Miller	unsuccessful
Jan. 1, 2009 at Toronto	Niklas Hagman vs. Ryan Miller	unsuccessful
Jan. 19, 2009 at Florida	David Booth vs. Ryan Miller	goal
Mar. 20, 2009 vs. Philadelphia	Mike Richards vs. Patrick Lalime	unsuccessful
Mar. 21, 2009 at NY Rangers	Lauri Korpikoski vs. Patrick Lalime	unsuccessful

SHOTS AGAINST: 49

GOALS AGAINST: 18

UNSUCCESSFUL: 31

\* - indicates a playoff game





## Sabres Yearly Leaders

YEAR	GOALS	ASSISTS	POINTS
1970-71	Perreault (38)	Goyette (46)	Perreault (72)
1971-72	Martin (44)	Perreault (48)	Martin & Perreault (74)
1972-73	Robert (40)	Perreault (60)	Perreault (88)
1973-74	Martin (52)	Robert (44)	Martin (86)
1974-75	Martin (52)	Robert (60)	Robert (100)
1975-76	Gare (50)	Perreault (69)	Perreault (113)
1976-77	Perreault (39)	Perreault (56)	Perreault (95)
1977-78	Perreault (41)	Perreault & Robert (48)	Perreault (89)
1978-79	Martin (32)	Perreault (58)	Perreault (85)
1979-80	Gare (56)	Perreault (66)	Perreault (106)
1980-81	Gare (46)	Van Boxmeer (51)	Gare (85)
1981-82	Perreault (31)	Van Boxmeer (54)	Perreault (73)
1982-83	McKegney (36)	Housley (47)	Perreault (76)
1983-84	Andreychuk (38)	Perreault (59)	Perreault (90)
1984-85	Andreychuk (31)	Perreault & Housley (53)	Perreault (83)
1985-86	Foligno (41)	Andreychuk (51)	Andreychuk (87)
1986-87	Foligno (30)	Andreychuk (48)	Andreychuk (73)
1987-88	Sheppard (38)	Andreychuk (48)	Andreychuk (78)
1988-89	Turgeon (34)	Turgeon (54)	Turgeon (88)
1989-90	Andreychuk & Turgeon (40)	Turgeon (66)	Turgeon (106)
1990-91	Andreychuk (36)	Hawerchuk (58)	Hawerchuk (89)
1991-92	LaFontaine (46)	Hawerchuk (75)	Hawerchuk (98)
1992-93	Mogilny (76)	LaFontaine (95)	LaFontaine (148)
1993-94	Hawerchuk (35)	Hawerchuk (51)	Hawerchuk (86)
1994-95	Audette (24)	Mogilny (28)	Mogilny (47)
1995-96	LaFontaine (40)	LaFontaine (51)	LaFontaine (91)
1996-97	Audette (28)	Galley (34)	Plante (53)
1997-98	Audette (24)	Zhitnik (30)	Satan (46)
1998-99	Satan (40)	Woolley (33)	Satan (66)
1999-00	Satan (33)	Gilmour (48)	Gilmour (73)
2000-01	Audette (34)	Audette (45)	Audette (79)
2001-02	Satan (37)	Satan (36)	Satan (73)
2002-03	Satan (26)	Satan (49)	Satan (75)
2003-04	Satan (29)	Briere & Hecht (37)	Briere (65)
2005-06	Drury (30)	Afinogenov (51)	Afinogenov (73)
2006-07	Vanek (43)	Briere (63)	Briere (95)
2007-08	Vanek (36)	Pominville (53)	Roy (81)
2008-09	Vanek (40)	Pominville (46)	Roy (70)





## Sabres Yearly Leaders

YEAR	PENALTY MINUTES	PLUS/MINUS	GOALS-AGAINST AVG.
1970-71	Pratt (179)	Atkinson (+1)	Crozier (3.68)
1971-72	Hamilton (105)	Ramsay (+5)	Crozier (3.51)
1972-73	Schoenfeld (178)	Robert (+16)	Dryden (2.65)
1973-74	Carriere (103)	Ramsay (+17)	Dryden (2.97)
1974-75	Korab & Schoenfeld (184)	Luce (+61)	Bromley (3.10)
1975-76	Gare (129)	Guevremont (+47)	Desjardins (2.95)
1976-77	Korab (120)	Hajt (+39)	Edwards (2.51)
1977-78	Korab (119)	Hajt (+36)	Edwards (2.64)
1978-79	Korab (104)	Ramsay (+21)	Edwards (3.02)
1979-80	Playfair (145)	Schoenfeld (+60)	Sauve (2.36)
1980-81	Playfair (169)	Ramsay (+39)	Edwards (2.96)
1981-82	Playfair (258)	Van Boxmeer (+23)	Edwards (3.51)
1982-83	Playfair (180)	Ramsey (+20)	Sauve (3.45)
1983-84	Playfair (209)	Foligno (+32)	Barrasso (2.84)
1984-85	Playfair (157)	Hajt (+32)	Barrasso (2.66)
1985-86	Foligno (168)	Foligno (+25)	Barrasso (3.61)
1986-87	Dykstra (179)	Foligno (+13)	Barrasso (3.65)
1987-88	Foligno (220)	Johansson (+12)	Barrasso (3.31)
1988-89	Hartman (316)	Ruuttu (+13)	Puppa (3.36)
1989-90	Hartman (211)	Ramsey (+21)	Puppa (2.89)
1990-91	Ray (350)	Four Players (+14)	Malarchuk (3.35)
1991-92	Ray (354)	LaFontaine (+10)	Draper (3.21)
1992-93	May (242)	Bodger (+14)	Hasek (3.15)
1993-94	Ray (274)	Muni (+28)	Hasek (1.95)
1994-95	Ray (173)	Khmylev (+8)	Hasek (2.11)
1995-96	Barnaby (335)	Wilson (+13)	Hasek (2.83)
1996-97	Ray (286)	Peca (+26)	Hasek (2.27)
1997-98	Barnaby (289)	Shannon (+26)	Hasek (2.09)
1998-99	Ray (261)	Shannon (+28)	Hasek (1.87)
1999-00	Ray (158)	Tsyplakov (+23)	Hasek (2.21)
2000-01	Ray (210)	Brown (+15)	Hasek (2.11)
2001-02	Ray (200)	McKee (+18)	Biron (2.22)
2002-03	Boulton (178)	Brown & Hecht (+4)	Noronen (2.42)
2003-04	Peters (151)	Hecht (+17)	Biron (2.52)
2005-06	Peters (100)	Kalinin (+14)	Miller (2.60)
2006-07	Mair (128)	Vanek (+47)	Miller (2.73)
2007-08	Peters (100)	Pominville (+16)	Miller (2.64)
2008-09	Gaustad (108)	Connolly (+12)	Miller (2.53)





Sabres Career Leaders

Games Played	Total
Gil Perreault.....	1,191
Craig Ramsay.....	1,070
Mike Ramsey.....	911
Rob Ray.....	889
Bill Hajt.....	854
Dave Andreychuk.....	837
Don Luce.....	766
Alexei Zhitnik.....	712
Rick Martin.....	681
Ric Seiling.....	664
Mike Foligno.....	664

Goals	Total
Gil Perreault.....	512
Rick Martin.....	382
Dave Andreychuk.....	368
Danny Gare.....	267
Craig Ramsay.....	252
Mike Foligno.....	247
Miroslav Satan.....	224
Rene Robert.....	222
Don Luce.....	216
Alexander Mogilny.....	211

Assists	Total
Gil Perreault.....	814
Dave Andreychuk.....	436
Craig Ramsay.....	420
Phil Housley.....	380
Rene Robert.....	330
Rick Martin.....	313
Don Luce.....	310
Dale Hawerchuk.....	275
Mike Foligno.....	264
Mike Ramsey.....	256

Points	Total
Gil Perreault.....	1,326
Dave Andreychuk.....	804
Rick Martin.....	695
Craig Ramsay.....	672
Phil Housley.....	558
Rene Robert.....	552
Don Luce.....	527
Mike Foligno.....	511
Danny Gare.....	500
Miroslav Satan.....	456

Penalty Minutes	Total
Rob Ray.....	3,189
Mike Foligno.....	1,450
Larry Playfair.....	1,392
Brad May.....	1,323
Matthew Barnaby.....	1,248
Lindy Ruff.....	1,126
Jim Schoenfeld.....	1,025
Mike Ramsey.....	924
Mike Hartman.....	890
Jerry Korab.....	870

Game Winning Goals	Total
Gil Perreault.....	81
Rick Martin.....	47
Mike Foligno.....	43
Dave Andreychuk.....	38
Danny Gare.....	35
Miroslav Satan.....	33
Rene Robert.....	32
Craig Ramsay.....	32
Don Luce.....	30
Donald Audette.....	30

Power-Play Goals	Total
Dave Andreychuk.....	161
Gil Perreault.....	128
Rick Martin.....	112
Alexander Mogilny.....	78
Miroslav Satan.....	74
Danny Gare.....	66
Pat LaFontaine.....	66
Donald Audette.....	65
Phil Housley.....	61
Mike Foligno.....	61

Short-Handed Goals	Total
Craig Ramsay.....	27
Don Luce.....	25
Miroslav Satan.....	15
Michael Peca.....	14
Wayne Presley.....	11
Ric Seiling.....	9
Dave Hannan.....	8
Gil Perreault.....	8
Gilles Hamel.....	8
Christian Ruuttu.....	8
Bob Sweeney.....	8
Andre Savard.....	7
Dixon Ward.....	7





Sabres Career Leaders

Games-Tying Goals	Total
Danny Gare.....	21
Rick Martin.....	20
Gil Perreault.....	16
Craig Ramsay.....	15
Rene Robert.....	10
Don Luce.....	10
Mike Foligno.....	8
Dave Andreychuk.....	8
Gerry Meehan.....	7
Ric Seiling.....	6
Larry Playfair.....	6

Hat Tricks	Total
Rick Martin.....	21
Gil Perreault.....	18
Danny Gare.....	10
Alexander Mogilny.....	10
Dave Andreychuk.....	9
Pat LaFontaine.....	6
Miroslav Satan.....	6
Rene Robert.....	5
Mike Foligno.....	5
Thomas Vanek.....	5
Andre Savard.....	4

Shots	Total
Gil Perreault.....	2,837
Dave Andreychuk.....	2,342
Rick Martin.....	2,192
Phil Housley.....	1,610
Don Luce.....	1,562
Miroslav Satan.....	1,560
Rene Robert.....	1,481
Danny Gare.....	1,480
Craig Ramsay.....	1,479
Mike Foligno.....	1,438
Alexander Mogilny.....	1,333

Goalie Games	Total
Dominik Hasek.....	491
Don Edwards.....	307
Martin Biron.....	281
Tom Barrasso.....	266
Bob Sauve.....	246
Daren Puppa.....	215
Ryan Miller.....	205
Roger Crozier.....	202
Jacques Cloutier.....	144
Dave Dryden.....	120
Gerry Desjardins.....	116
Clint Malarchuk.....	102

Goalie Wins	Total
Dominik Hasek.....	234
Don Edwards.....	156
Ryan Miller.....	146
Martin Biron.....	134
Tom Barrasso.....	124
Bob Sauve.....	119
Daren Puppa.....	96
Roger Crozier.....	74
Gerry Desjardins.....	66
Jacques Cloutier.....	50
Dave Dryden.....	43
Clint Malarchuk.....	39

Shutouts	Total
Dominik Hasek.....	55
Martin Biron.....	18
Don Edwards.....	14
Tom Barrasso.....	13
Ryan Miller.....	12
Roger Crozier.....	10
Bob Sauve.....	7
Daren Puppa.....	5
Dave Dryden.....	5
Gerry Desjardins.....	5
Gary Bromley.....	4
Mika Noronen.....	3
Grant Fuhr.....	2
Clint Malarchuk.....	2

Goalie Minutes	Total
Dominik Hasek.....	28,664
Don Edwards.....	17,969
Martin Biron.....	15,709
Ryan Miller.....	15,561
Tom Barrasso.....	15,463
Bob Sauve.....	14,063
Daren Puppa.....	11,763
Roger Crozier.....	10,980
Jacques Cloutier.....	7,442
Gerry Desjardins.....	6,802
Dave Dryden.....	6,440
Clint Malarchuk.....	5,692





### Yearly Won-Lost Records of Sabres Goaltenders

YEAR	GOALTENDER	W	L	T	YEAR	GOALTENDER	W	L	T
1970-71	Roger Crozier	9	20	7	1989-90	Clint Malarchuk	14	11	2
	Joe Daley	12	16	8		Daren Puppa	31	16	6
	Dave Dryden	3	3	0		1990-91	David Littman	0	0
1971-72	Roger Crozier	13	34	14	Clint Malarchuk		12	14	10
	Dave Dryden	3	9	5	Daren Puppa		15	11	6
1972-73	Roger Crozier	23	13	7	1991-92	Darcy Wakaluk	4	5	3
	Dave Dryden	14	13	7		Tom Draper	10	9	5
	Rocky Farr	0	1	0		David Littman	0	1	0
1973-74	Gary Bromley	3	5	3	1992-93	Clint Malarchuk	10	13	3
	Roger Crozier	4	5	0		Daren Puppa	11	14	4
	Dave Dryden	23	20	8		Tom Draper	5	6	0
1974-75	Rocky Farr	2	4	1	1993-94	Grant Fuhr	11	15	2
	Gary Bromley	26	11	11		Dominik Hasek	11	10	4
	Roger Crozier	17	2	1		Daren Puppa	11	5	4
1975-76	Gerry Desjardins	6	2	1	1994-95	Grant Fuhr	13	12	3
	Rocky Farr	0	1	2		Dominik Hasek	30	20	6
	Gary Bromley	0	1	0		Grant Fuhr	1	2	0
1976-77	Roger Crozier	8	2	5	1995-96	Dominik Hasek	19	14	7
	Gerry Desjardins	29	15	11		Robb Stauber	2	3	0
	Al Smith	9	3	2		1996-97	Martin Biron	0	2
1977-78	Gerry Desjardins	31	12	6	John Blue		2	2	0
	Don Edwards	16	7	2	Dominik Hasek		22	30	6
	Bob Sauve	1	2	0	Steve Shields	1	0	0	
1978-79	Al Smith	0	3	0	1997-98	Andrei Trefilov	8	8	1
	Gerry Desjardins	0	1	0		Dominik Hasek	37	20	10
	Don Edwards	38	16	17		Steve Shields	3	8	2
1979-80	Bob Sauve	6	2	0	1998-99	Andrei Trefilov	0	2	0
	Don Edwards	26	18	9		Dominik Hasek	33	23	13
	Randy Ireland	0	0	0		Steve Shields	3	6	4
1980-81	Bob Sauve	10	10	7	2000-01	Martin Biron	1	2	1
	Don Edwards	27	9	12		Dominik Hasek	30	18	14
	Bob Sauve	20	8	4		Dwayne Roloson	6	8	2
1981-82	Don Edwards	23	10	12	2001-02	Martin Biron	19	18	2
	Bob Sauve	16	10	9		Dominik Hasek	15	11	6
	Jacques Cloutier	5	1	0		Dwayne Roloson	1	7	3
1982-83	Don Edwards	26	23	9	2002-03	Dominik Hasek	37	24	4
	Paul Harrison	2	1	1		Martin Biron	7	7	1
	Bob Sauve	6	1	5		Mika Noronen	2	0	0
1983-84	Jacques Cloutier	10	7	6	2003-04	Martin Biron	31	28	10
	Phil Myre	3	2	0		Mika Noronen	4	3	1
	Bob Sauve	25	20	7		Bob Essensa	0	5	0
1984-85	Tom Barrasso	26	12	3	2005-06	Martin Biron	17	28	6
	Bob Sauve	22	13	4		Ryan Miller	6	8	1
	Tom Barrasso	25	18	10		Mika Noronen	4	9	3
1985-86	Jacques Cloutier	0	0	1	2006-07	Martin Biron	26	18	5
	Bob Sauve	13	10	3		Mika Noronen	11	17	2
	Tom Barrasso	29	24	5		Ryan Miller	0	3	0
1986-87	Jacques Cloutier	5	9	1	2007-08	Ryan Miller	30	14	3
	Daren Puppa	0	2	1		Martin Biron	21	8	3
	Tom Barrasso	17	23	2		Mika Noronen	1	2	0
1987-88	Jacques Cloutier	11	19	5	2008-09	Ryan Miller	40	16	6
	Daren Puppa	0	2	1		Martin Biron	12	4	1
	Tom Barrasso	25	18	8		Ty Conklin	1	2	0
1988-89	Jacques Cloutier	4	8	2	2009-10	Ryan Miller	36	27	10
	Daren Puppa	8	6	1		Jocelyn Thibault	3	4	2
	Tom Barrasso	2	7	0		Ryan Miller	34	18	6
1989-90	Jacques Cloutier	15	14	0	Patrick Lalime	5	13	3	
	Clint Malarchuk	3	1	1	Mikael Tellqvist	2	1	0	
	Daren Puppa	17	10	6					
	Darcy Wakaluk	1	3	0					





## Sabres Single Season Leaders

### Most Goals in a Season

76.....	Alexander Mogilny (1992-93)
56.....	Danny Gare (1979-80)
53.....	Pat LaFontaine (1992-93)
52.....	Rick Martin (1973-74)
52.....	Rick Martin (1974-75)
50.....	Danny Gare (1975-76)
49.....	Rick Martin (1975-76)
46.....	Pat LaFontaine (1991-92)
46.....	Danny Gare (1980-81)
45.....	Rick Martin (1979-80)

### Most Assists in a Season

95.....	Pat LaFontaine (1992-93)
80.....	Dale Hawerchuk (1992-93)
75.....	Dale Hawerchuk (1991-92)
69.....	Gil Perreault (1975-76)
66.....	Gil Perreault (1979-80)
66.....	Pierre Turgeon (1989-90)
63.....	Daniel Briere (2006-07)
60.....	Rene Robert (1974-75)
60.....	Phil Housley (1989-90)
60.....	Gil Perreault (1972-73)

### Most Points in a Season

148.....	Pat LaFontaine (1992-93)
127.....	Alexander Mogilny (1992-93)
113.....	Gil Perreault (1975-76)
106.....	Gil Perreault (1979-80)
106.....	Pierre Turgeon (1989-90)
100.....	Rene Robert (1974-75)
98.....	Dale Hawerchuk (1991-92)
96.....	Dale Hawerchuk (1992-93)
96.....	Gil Perreault (1974-75)
95.....	Daniel Briere (2006-07)
95.....	Rick Martin (1974-75)
95.....	Gil Perreault (1976-77)

### Best Plus/Minus in a Season (40 GP)

+61.....	Don Luce (1974-75)
+60.....	Jim Schoenfeld (1979-80)
+51.....	Craig Ramsay (1974-75)
+49.....	Danny Gare (1979-80)
+47.....	Bill Hajt (1974-75)
+47.....	Jocelyn Guevremont (1975-76)
+47.....	Thomas Vanek (2006-07)
+44.....	Craig Ramsay (1975-76)
+41.....	Jerry Korab (1974-75)
+40.....	Danny Gare (1974-75)
+40.....	Jim Schoenfeld (1975-76)
+40.....	Tony McKegney (1979-80)
+40.....	John Van Boxmeer (1979-80)

### Most Power-Play Goals in a Season

28.....	Dave Andreychuk (1991-92)
27.....	Alexander Mogilny (1992-93)
23.....	Pat LaFontaine (1991-92)
21.....	Rick Martin (1974-75)
20.....	Thomas Vanek (2008-09)
20.....	Pat LaFontaine (1992-93)
20.....	Dave Andreychuk (1992-93)
19.....	Thomas Vanek (2007-08)
19.....	Pierre Turgeon (1988-89)
19.....	Rick Martin (1971-72)
18.....	Rick Martin (1975-76)
18.....	Dave Andreychuk (1989-90)

### Most Short-Handed Goals in a Season

8.....	Don Luce (1974-75)
7.....	Craig Ramsay (1974-75)
6.....	Michael Peca (1996-97)
5.....	Michael Peca (1997-98)
5.....	Wayne Presley (1994-95)
5.....	Wayne Presley (1993-94)
5.....	Craig Ramsay (1977-78)
4.....	Dave Snuggerud (1990-91)
4.....	Don Luce (1980-81)
4.....	Curtis Brown (2002-03)

### Most Game-Winning Goals in a Season

11.....	Alexander Mogilny (1992-93)
11.....	Danny Gare (1979-80)
10.....	Pierre Turgeon (1989-90)
9.....	Derek Roy (2008-09)
9.....	Thomas Vanek (2007-08)
9.....	Chris Drury (2006-07)
9.....	Gil Perreault (1976-77)
8.....	Michael Peca (1998-99)
8.....	Gil Perreault (1974-75)
7.....	15 tied

### Most Game-Tying Goals in a Season

6.....	Danny Gare (1977-78)
4.....	Danny Gare (1978-79)
4.....	Danny Gare (1975-76)
4.....	Rick Martin (1971-72)
3.....	several players tied





## Sabres Single Season Leaders

### Most Shots in a Season

360	Alexander Mogilny (1992-93)
337	Dave Andreychuk (1991-92)
327	Rick Martin (1975-76)
320	Rick Martin (1973-74)
306	Pat LaFontaine (1992-93)
303	Danny Gare (1975-76)
301	Rick Martin (1974-75)
299	Rick Martin (1972-73)
274	Danny Gare (1974-75)
273	Rene Robert (1975-76)

### Best Shooting Percentage (50+ GP)

24.4	Peter McNab (1974-75)
24.2	Mikko Makela (1990-91)
23.1	Yvon Lambert (1981-82)
23.0	Craig Ramsay (1978-79)
22.9	Kevin Maguire (1988-89)
22.7	Pat LaFontaine (1991-92)
22.2	Gil Perreault (1979-80)
22.0	Ray Sheppard (1987-88)
21.8	Craig Ramsay (1980-81)
21.4	Gil Perreault (1977-78)
21.4	Ric Seiling (1980-81)

### Most Penalty Minutes in a Season

354	Rob Ray (1991-92)
350	Rob Ray (1990-91)
335	Matthew Barnaby (1995-96)
316	Mike Hartman (1988-89)
309	Brad May (1991-92)
305	Gord Donnelly (1991-92)
295	Brad May (1995-96)
289	Matthew Barnaby (1997-98)
287	Rob Ray (1995-96)
286	Rob Ray (1996-97)

### Most Hat Trick in a Season

7	Rick Martin (1975-76)
7	Alexander Mogilny (1992-93)
4	Thomas Vanek (2007-08)
4	Rick Martin (1973-74)
4	Gil Perreault (1977-78)
4	Pat LaFontaine (1991-92)
3	Gil Perreault (1974-75)
3	Danny Gare (1975-76)
3	Rene Robert (1976-77)
3	Dave Andreychuk (1987-88)
3	Eddie Shack (1970-71)

### Most Games by a Goalie

76	Ryan Miller (2007-08)
72	Martin Biron (2001-02)
72	Dominik Hasek (1997-98)
72	Don Edwards (1977-78)
67	Dominik Hasek (2000-01)
67	Dominik Hasek (1996-97)
64	Dominik Hasek (1998-99)
63	Roger Crozier (1971-72)
63	Ryan Miller (2006-07)
62	Don Edwards (1981-82)
60	Tom Barrasso (1985-86)

### Most Minutes by a Goalie

4,474	Ryan Miller (2007-08)
4,220	Dominik Hasek (1997-98)
4,209	Don Edwards (1977-78)
4,085	Martin Biron (2001-02)
4,037	Dominik Hasek (1996-97)
3,904	Dominik Hasek (2000-01)
3,817	Dominik Hasek (1998-99)
3,693	Ryan Miller (2006-07)
3,654	Roger Crozier (1971-72)
3,561	Tom Barrasso (1985-86)
3,500	Don Edwards (1981-82)

### Most Wins by a Goalie

40	Ryan Miller (2006-07)
38	Don Edwards (1977-78)
37	Dominik Hasek (1996-97)
37	Dominik Hasek (2000-01)
36	Ryan Miller (2007-08)
34	Ryan Miller (2008-09)
33	Dominik Hasek (1997-98)
31	Gerry Desjardins (1976-77)
31	Daren Puppa (1989-90)
31	Martin Biron (2001-02)
30	Dominik Hasek (1993-94)
30	Ryan Miller (2005-06)

### Most Losses by a Goalie

34	Roger Crozier (1971-72)
30	Dominik Hasek (1995-96)
28	Martin Biron (2002-03)
28	Martin Biron (2001-02)
27	Ryan Miller (2007-08)
24	Dominik Hasek (2000-01)
24	Tom Barrasso (1985-86)
23	Dominik Hasek (1997-98)





## Sabres Single Season Leaders

### Most Losses by a Goalie (Continued)

23.....	Don Edwards (1981-82)
23.....	Tom Barrasso (1986-87)
20.....	Dominik Hasek (1996-97)
20.....	Dominik Hasek (1993-94)
20.....	Bob Sauve (1982-83)
20.....	Dave Dryden (1973-74)

### Best Save Percentage (25+ GP)

.937.....	Dominik Hasek (1998-99)
.932.....	Dominik Hasek (1997-98)
.930.....	Dominik Hasek (1996-97)
.930.....	Dominik Hasek (1994-95)
.930.....	Dominik Hasek (1993-94)
.921.....	Dominik Hasek (2000-01)
.920.....	Martin Biron (2001-02)
.920.....	Dominik Hasek (1995-96)
.918.....	Ryan Miller (2008-09)
.919.....	Dominik Hasek (1999-00)
.914.....	Ryan Miller (2005-06)
.913.....	Martin Biron (2003-04)

### Lowest Goals Against Ave. (25+ GP)

1.87.....	Dominik Hasek (1998-99)
1.95.....	Dominik Hasek (1993-94)
2.09.....	Dominik Hasek (1997-98)
2.11.....	Dominik Hasek (2000-01)
2.11.....	Dominik Hasek (1994-95)
2.21.....	Dominik Hasek (1999-00)
2.22.....	Martin Biron (2001-02)
2.27.....	Dominik Hasek (1996-97)
2.36.....	Bob Sauve (1979-80)
2.42.....	Martin Biron (1999-00)
2.51.....	Don Edwards (1976-77)

### Most Shots Faced By A Goalie

2,190.....	Roger Crozier (1971-72)
2,177.....	Dominik Hasek (1996-97)
2,149.....	Dominik Hasek (1997-98)
2,011.....	Dominik Hasek (1995-96)
1,970.....	Don Edwards (1977-78)
1,886.....	Ryan Miller (2006-07)
1,877.....	Dominik Hasek (1998-99)
1,781.....	Martin Biron (2001-02)
1,778.....	Tom Barrasso (1985-86)
1,773.....	Ryan Miller (2008-09)
1,726.....	Dominik Hasek (2000-01)
1,722.....	Don Edwards (1981-82)
1,658.....	Tom Barrasso (1987-88)

### Most Goals by a Defenseman

29.....	Phil Housley (1987-88)
26.....	Phil Housley (1988-89)
24.....	Phil Housley (1983-84)
21.....	Phil Housley (1986-87)
21.....	Phil Housley (1989-90)
18.....	John Van Boxmeer (1980-81)
15.....	Alexei Zhitnik (1997-98)
14.....	Richard Smehlik (1993-94)
14.....	John Van Boxmeer (1981-82)
14.....	Jerry Korab (1976-77)

### Most Assists by a Defenseman

60.....	Phil Housley (1989-90)
54.....	John Van Boxmeer (1981-82)
51.....	John Van Boxmeer (1980-81)
46.....	Phil Housley (1986-87)
45.....	Doug Bodger (1992-93)
44.....	Garry Galley (1995-96)
44.....	Jerry Korab (1974-75)
44.....	Phil Housley (1988-89)
42.....	Brian Campbell (2006-07)
42.....	Richie Dunn (1980-81)

### Most Points by a Defenseman

81.....	Phil Housley (1989-90)
70.....	Phil Housley (1988-89)
69.....	John Van Boxmeer (1980-81)
68.....	John Van Boxmeer (1981-82)
67.....	Phil Housley (1986-87)
66.....	Phil Housley (1987-88)
64.....	Phil Housley (1983-84)
56.....	Jerry Korab (1974-75)
54.....	Garry Galley (1995-96)
54.....	Doug Bodger (1992-93)





Sabres Single Season Leaders

**Most Goals by a Rookie**

44.....	Rick Martin (1971-72)
38.....	Gil Perreault (1970-71)
38.....	Ray Sheppard (1987-88)
31.....	Danny Gare (1974-75)
31.....	Donald Audette (1991-92)
25.....	Thomas Vanek (2005-06)
22.....	John Tucker (1984-85)
22.....	Peter McNab (1974-75)
22.....	Christian Ruuttu (1986-87)
21.....	Derek Plante (1993-94)
21.....	Ales Kotalik (2002-03)

**Most Assists by a Rookie**

47.....	Phil Housley (1982-83)
43.....	Christian Ruuttu (1986-87)
38.....	Calle Johansson (1987-88)
36.....	J.F. Sauve (1981-82)
35.....	Derek Plante (1993-94)
34.....	Gil Perreault (1970-71)
31.....	Danny Gare (1974-75)
30.....	Benoit Hogue (1988-89)
30.....	Rick Martin (1971-72)
28.....	Alexander Mogilny (1989-90)
28.....	Pierre Turgeon (1987-88)

**Most Points by a Rookie**

74.....	Rick Martin (1971-72)
72.....	Gil Perreault (1970-71)
66.....	Phil Housley (1982-83)
65.....	Ray Sheppard (1987-88)
65.....	Christian Ruuttu (1986-87)
62.....	Danny Gare (1974-75)
56.....	Derek Plante (1993-94)
55.....	J.F. Sauve (1981-82)
49.....	John Tucker (1984-85)
48.....	Donald Audette (1991-92)
48.....	Thomas Vanek (2005-06)

**Most Penalty Minutes by a Rookie**

309.....	Brad May (1991-92)
178.....	Jim Schoenfeld (1972-73)
168.....	Doug Barrie (1970-71)
162.....	Kevin Maguire (1987-88)
151.....	Andrew Peters (2003-04)
120.....	Benoit Hogue (1988-89)
115.....	Bob Halkidis (1985-86)
108.....	Steve Dykstra (1985-86)
106.....	Matthew Barnaby (1993-94)
104.....	Bob Boughner (1995-96)







## Sabres Team Game Records

### Game Results

#### Greatest Margin:

<b>Winning</b>	12	(14-2 win 12-21-75 vs. Washington)
<b>Losing</b>	9	(11-2 loss 11-7-70 at Montreal) (9-0 loss 3-13-71 at St. Louis) (9-0 loss 10-10-81 at Montreal) (9-0 loss 12-22-87 at Boston) (9-0 loss 11-5-88 at Calgary)  (9-0 loss 12-6-88 at Hartford)

#### Tie Score:

<b>Highest</b>	8-8	(1-15-92 at New Jersey)
<b>Lowest</b>	0-0	(11-9-72 vs. California) (10-31-79 at Chicago) (2-5-83 at Quebec) (10-15-86 vs. Montreal) (11-2-96 at Colorado) (12-23-96 at New Jersey) (10-27-98 at N.Y. Rangers) (12-8-99 vs. Ottawa) (1-13-00 at Boston)

### Scoring

#### Most Goals:

<b>For</b>	14	(14-4 win 3-19-81 vs. Toronto) (14-2 win 12-21-75 vs. Washington)
<b>Against</b>	11	(11-2 loss 11-7-70 at Montreal)
<b>Combined</b>	18	(14-4 win 3-19-81 vs. Toronto)

#### Most Goals in One Period:

<b>For</b>	9	(3-19-81 vs. Toronto)
<b>Against</b>	7	(11-7-70 at Montreal)
<b>Combined</b>	12	(3-19-81, at Buffalo, 9 and Toronto, 3)

#### Most Buffalo Points:

<b>Game</b>	40	(12-21-75 vs. Washington)
<b>Period</b>	23	(12-21-75 vs. Washington) (3-19-81 vs. Toronto)

#### Most Points in One Period:

<b>Combine</b>	31	(3-19-81, at Buffalo, 23 and Toronto, 8)
----------------	----	--

#### Fastest Two Goals:

<b>For</b>	:04	(Lee Fogolin and Don Luce, 10-17-74 vs. California)
<b>Against</b>	:07	(Larry DePalma and Dave Snuggerud, 11-5-92 at San Jose) (Marcel Dionne and Hartland Monahan, 1-11-78 vs. Los Angeles) (Jim Moxey and Wayne Merrick, 2-1-76 at California)
<b>Combine</b>	:04	(Marian Stastny/Que. and Dale McCourt/Buf., 1-2-82 at Quebec)

### Scoring

#### Fastest Three Goals:

<b>For</b>	:39	(Pat LaFontaine, Wayne Presley and Donald Audette, 3-22-92 at Chicago)
<b>Against</b>	:34	(Danny Gare twice and Bob Manno, 10-26-84 at Detroit)
<b>Combine</b>	:18	(Jim Moxey/Cal., Wayne Merrick/Cal. and Danny Gare/Buf., 2-1-76 at California)

#### Fastest Two Goals by One Player:

<b>For</b>	:10	(Derek Plante, 12-20-96 vs. Los Angeles) (Danny Gare, 11-8-80 at Washington)
<b>Against</b>	:10	(Darryl Sittler, 2-19-72 at Toronto)

#### Fastest Three Goals by One Player:

<b>For</b>	3:49	(Don Luce, 12-22-74 at Washington)
<b>Against</b>	4:55	(Rick Kehoe, 3-10-76 at Pittsburgh)

#### Fastest Goal from Opening Face-Off:

<b>For</b>	:05	(Alexander Mogilny, 12-21-91 vs. Toronto)
<b>Against</b>	:09	(Yvon Cournoyer, 12-22-1973 at Montreal) (Jim Wiemer, 3-27-85 vs. N.Y. Rangers)

#### Fastest Buffalo Goals from Start of Period:

<b>One Goal</b>	:05	(Alexander Mogilny, 12-21-91 vs. Toronto)
<b>Two Goals</b>	:31	(Rene Robert and Rick Martin, 1-10-74 at N.Y. Rangers)

### Shots on Goal

#### Sabres Shots:

<b>Most</b>	58	(2-2-75 vs. Kansas City)
<b>Fewest</b>	11	(12-3-81 at Boston)

#### Opponent Shots:

<b>Most</b>	72	(12-10-70 at Boston)
<b>Fewest</b>	8	(3-21-76 vs. Kansas City)

#### Sabres and Opponents Shots Combined

<b>Most</b>	100	(12-10-70 vs. Boston)
<b>Fewest</b>	33	(10-15-83 vs. Boston)

#### Greatest Margin of Shots Favoring

<b>Sabres</b>	37	(3-3-82 vs. Hartford, 52-15)
<b>Opp.</b>	44	(12-10-70 vs. Boston, 72-28)

#### Sabres Shots in One Period

<b>Most</b>	26	(2-25-78 vs. Cleveland)
<b>Fewest</b>	0	(2-19-81 at Montreal) (1-16-99 at Ottawa)





## Sabres Team Game Records

### Shots on Goal

#### Shots Allowed in One Period:

<b>Most</b>	30	(12-10-70 at Boston)
<b>Fewest</b>	0	(3-21-76 vs. Kansas City)

#### Sabres and Opponents Shots Combined in One Period:

<b>Most</b>	41	(2-2-75 vs. Kansas City)
<b>Fewest</b>	5	(3-14-72 vs. Minnesota) (12-23-72 vs. Los Angeles) (1-13-74 vs. St. Louis)

### Shots on Goal

#### Most Shots in Overtime Period:

<b>Sabres</b>	9	(2-1-00 vs. Anaheim)
<b>Opp.</b>	10	(2-16-96 vs. New Jersey)
<b>Combine</b>	11	(11-21-90 vs. N.Y. Rangers) (2-16-96 vs. New Jersey) (12-12-97 vs. Carolina)

### Penalty Minutes

#### Most Penalty Minutes:

<b>Sabres</b>	188	(3-31-92 at Minnesota)
<b>Opp.</b>	172	(3-31-92 at Minnesota)
<b>Combine</b>	360	(3-31-92 at Minnesota)

## Opponent Single Game Records

### Goals & Assists

#### Most Goals by Opposing Player

<b>Game</b>	4	Rosaire Palement (2-9-71 at Vancouver) Bob Schmutz (11-19-72 at Vancouver) Phil Esposito (1-14-73 at Boston) Mark Napier (12-3-80 vs. Montreal) Wendel Clark (10-11-86 at Toronto) Joe Nieuwendyk (12-13-87 vs. Calgary) Joe Sakic (4-14-92 at Quebec) Brian Bellows (2-27-93 at Montreal) Peter Bondra (4-3-96 vs. Washington) Jaroslav Svejkovsky (4-13-97 vs. Washington) Daniel Alfredsson (11-2-05 vs. Ottawa) Martin Havlat (11-2-05 vs. Ottawa)
-------------	---	---

#### Most Assists by Opposing Player

<b>Game</b>	5	Doug Gilmour (11-5-88 at Calgary) Keith Tkachuk (2-23-01 vs. Phoenix)
-------------	---	--

### Points & Saves

#### Most Points by Opposing Player

<b>Game</b>	6	John Bucyk (12-10-70 at Boston, 2 goals, 4 assists) Garry Unger (3-13-71 at St. Louis, 3 goals, 3 assists) Bernie Nicholls (11-22-87 vs. Los Angeles, 3 goals, 3 assists) Hakan Loob (3-12-88 at Calgary, 3 goals, 3 assists) Kevin Dineen (4-15-93 vs. Philadelphia, 3 goals, 3 assists) Daniel Alfredsson (11-2-05 vs. Ottawa, 4 goals, 2 assists)
-------------	---	---

#### Most Saves in Shutout by Opposing Player

<b>Game</b>	39	Glenn Healy (2-4-90 vs. N.Y. Islanders) Darcy Wakaluk (2-7-92 vs. Minnesota)
-------------	----	---

#### Least Saves in Shutout by Opposing Player

<b>Game</b>	14	Phil Myre (10-15-70 vs. Montreal)
-------------	----	-----------------------------------

#### Least Saves in Shutout by Opposing Player

<b>Game</b>	14	Phil Myre (10-15-70 vs. Montreal)
-------------	----	-----------------------------------





## Opponent Career Leaders

**CAREER POINTS vs. BUFFALO**

Name	GP	G	A	PTS
Ron Francis	128	36	78	114
Ray Bourque	128	27	86	113
Michel Goulet	84	38	62	100
Jaromir Jagr	73	41	55	96
Peter Stastny	78	41	51	92
Wayne Gretzky	55	27	56	83

**CAREER POINTS vs. BUFFALO - Active**

Name	GP	G	A	PTS
Mats Sundin	85	28	45	73
Daniel Alfredsson	71	33	38	71
Mark Recchi	77	23	45	68
Alexei Kovalev	75	27	25	52

**CAREER Goals vs. BUFFALO**

Name	Goals
Jaromir Jagr	41
Peter Stastny	41
Phil Esposito	39
Michel Goulet	38
Kevin Dineen	37

**CAREER Goals vs. BUFFALO - Active**

Name	Goals
Daniel Alfredsson	33
Mats Sundin	28
Alex Kovalev	27
Mark Recchi	23
Dany Heatley	23

**CAREER Assists vs. BUFFALO**

Name	Goals
Ray Bourque	86
Ron Francis	78
Michel Goulet	62
Wayne Gretzky	56
Jaromir Jagr	55
Mark Messier	55

**CAREER Assists vs. BUFFALO - Active**

Name	Goals
Mats Sundin	45
Mark Recchi	45
Daniel Alfredsson	38
Chris Chelios	36

**CAREER Wins vs. BUFFALO**

Name	GP	W	L	T/OT
Martin Brodeur	50	27	14	6
Patrick Roy	55	24	20	7
Mike Liut	46	22	20	2
Dan Bouchard	49	19	19	10
Bernie Parent	24	18	2	3

**CAREER Wins vs. BUFFALO - Active**

Name	GP	W	L	T/OT
Martin Brodeur	50	27	14	6
Olaf Kolzig	34	16	15	2
Curtis Joseph	28	16	8	4
Johan Hedberg	14	10	2	1
Jose Theodore	24	9	12	1
Chris Osgood	15	8	5	2





## Sabres Individual Records

### Service

#### Most Seasons

Career 17 Gil Perreault (1970-71 to 1986-87)

#### Most Games Played Overall

Career 1,191 Gil Perreault (1970-71 to 1986-87)

Season 84 Pat LaFontaine (1992-93)  
Brad May (1993-94)  
Richard Smehlik (1993-94)  
Randy Wood (1993-94)

#### Most Consecutive Games Played

Career 776 Craig Ramsay (3-27-73 to 2-10-83)

#### Most Games Played by Left Wing

Career 1,070 Craig Ramsay (1971-72 to 1984-85)

Season 84 Brad May (1993-94)  
Randy Wood (1993-94)

#### Most Games Played by Center

Career 1,191 Gil Perreault (1970-71 to 1986-87)

Season 84 Pat LaFontaine (1992-93)

#### Most Games Played by Right Wing

Career 889 Rob Ray (1989-90-2002-03)

Season 82 Ales Kotalik (2005-06)

#### Most Games Played by Defenseman

Career 911 Mike Ramsey (1979-80 to 1992-93)

Season 84 Richard Smehlik (1993-94)

### Goals

#### Most Goals Overall

Career 512 Gil Perreault (1970-71 to 1986-87)

Season 76 Alexander Mogilny (1992-93)

Game 5 Dave Andreychuk (2-6-86 at Boston)

#### Most Consecutive Goal-Scoring Games

Season 8 Alexander Mogilny (12-15-92 to 1-3-93)

Mike Foligno (12-28-84 to 1-12-85)

Miroslav Satan (12-19-98 to 1-2-99)

#### Most Goals by Left Wing

Career 382 Rick Martin (1971-72 to 1980-81)

Season 52 Rick Martin (1973-74; 1974-75)

Game 5 Dave Andreychuk (2-6-86 at Boston)

#### Most Goals by Center

Career 512 Gil Perreault (1970-71 to 1986-87)

Season 53 Pat LaFontaine (1992-93)

Game 3 many times, last Derek Roy (3-9-06 vs. Lightning)

### Goals

#### Most Goals by Right Wing

Career 267 Danny Gare (1974-75 to 1981-82)

Season 76 Alexander Mogilny (1992-93)

Game 4 Alexander Mogilny (2-10-93 at Winnipeg; 2-24-93 vs. Detroit)  
Miroslav Satan (2-16-04 vs. Atlanta)

#### Most Goals by Defenseman

Career 156 Phil Housley (1982-83 to 1989-90)

Season 29 Phil Housley (1987-88)

Game 3 Jerry Korab (11-19-78 vs. Minnesota)  
Jim Schoenfeld (3-13-81 at Winnipeg)  
John Van Boxmeer (11-7-81 at N.Y. Islanders)  
Phil Housley (1-23-83 vs. Winnipeg; 1-22-88 vs. New Jersey)

#### Most Hat Tricks

Career 21 Rick Martin (1971-72 to 1980-81)

Season 7 Rick Martin (1975-76)

Alexander Mogilny (1992-93)

#### Most 4-or-More Goal Games

Career 4 Rick Martin (1971-72 to 1980-81)

Season 2 Alexander Mogilny (1992-93)

#### Most Game-Winning Goals

Career 81 Gil Perreault (1970-71 to 1986-87)

Season 11 Danny Gare (1979-80)  
Alexander Mogilny (1992-93)

#### Most Game-Tying Goals

Career 21 Danny Gare (1974-75 to 1981-82)

Season 6 Danny Gare (1977-78)

### 20-GOAL SEASON

#### Most 20-Goal Seasons

Career 15 Gil Perreault (1970-71 to 1972-73; 1974-75 to 1985-86)

#### Most Consecutive 20-Goal Seasons

Career 12 Gil Perreault (1974-75 to 1985-86)

### 30-GOAL SEASON

#### Most 30-Goal Seasons

Career 10 Gil Perreault (1970-71; 1974-75 to 1977-78; 1979-80; 1981-82 to 1984-85)

#### Most Consecutive 30-Goal Seasons

Career 6 Rick Martin (1971-72 to 1976-77)





## Sabres Individual Records

### Goals

#### 40-Goal Season

##### Most 40-Goal Seasons

Career	5	Rick Martin (1971-72; 1973-74 to 1975-76; 1979-80)
--------	---	--

##### Most Consecutive 40-Goal Seasons

Career	3	Rick Martin (1973-74 to 1975-76)
--------	---	----------------------------------

### 50-Goal Season

##### Most 50-Goal Seasons

Career	2	Danny Gare (1975-76; 1979-80) Rick Martin (1973-74 to 1974-75)
--------	---	---

##### Most Consecutive 50-Goal Seasons

Career	2	Rick Martin (1973-74 to 1974-75)
--------	---	----------------------------------

### Assists

#### Most Assists Overall

Career	814	Gil Perreault (1970-71 to 1986-87)
Season	95	Pat LaFontaine (1992-93)
Game	5	Gil Perreault (2-1-76 at California; 3-9-80 vs. St. Louis; 1-4-84 vs. Winnipeg) Dale Hawerchuk (1-15-92 at New Jersey) Pat LaFontaine (3-19-92 at Los Angeles; 12-31-92 vs. N.Y. Rangers; 2-10-93 at Winnipeg)

##### Most Consecutive Assists-Scoring Games

Season	11	Gil Perreault (12-23-84 to 1-13-85)
--------	----	-------------------------------------

##### Most Assists by Left Wing

Career	436	Dave Andreychuk (1982-83 to 1992-93; 2000-01)
Season	51	Dave Andreychuk (1985-86)
Game	5	Dale Hawerchuk (1-15-92 at New Jersey)

##### Most Assists by Center

Career	814	Gil Perreault (1970-71 to 1986-87)
Season	95	Pat LaFontaine (1992-93)
Game	5	Gil Perreault (2-1-76 at California; 3-9-80 vs. St. Louis; 1-4-84 vs. Winnipeg) Pat LaFontaine (3-19-92 at Los Angeles; 12-31-92 vs. N.Y. Rangers; 2-10-93 at Winnipeg)

##### Most Assists by Right Wing

Career	330	Rene Robert (1971-72 to 1978-79)
Season	60	Rene Robert (1974-75)
Game	4	several times, last Alexander Mogilny (3-30-95 vs. Ottawa)

##### Most Assists by Defenseman

Career	334	Phil Housley (1982-83 to 1989-90)
Season	60	Phil Housley (1989-90)
Game	4	Bill Hajt (11-13-76 vs. N.Y. Rangers) Phil Housley (12-23-89 at Quebec)

### Points

#### Most Points Overall

Career	1,326	Gil Perreault (1970-71 to 1986-87)
Season	148	Pat LaFontaine (1992-93)
Game	7	Gil Perreault (2-1-76 at California)

##### Most Point-Scoring Games in Succession

Season	18	Gil Perreault (10-24-71 to 12-4-71)
--------	----	-------------------------------------

##### Most Points by Left Wing

Career	804	Dave Andreychuk (1982-83 to 1992-93; 2000-01)
Season	95	Rick Martin (1974-75)
Game	6	Dave Andreychuk (2-6-86 at Boston)

##### Most Points by Center

Career	1,326	Gil Perreault (1970-71 to 1986-87)
Season	148	LaFontaine (1992-93)
Game	7	Gil Perreault (2-1-76 at California)

##### Most Points by Right Wing

Career	552	Rene Robert (1971-72 to 1978-79)
Season	127	Alexander Mogilny (1992-93)
Game	6	Jim Lorentz (12-6-73 vs. N.Y. Rangers)

##### Most Points by Defenseman

Career	490	Phil Housley (1982-83 to 1989-90)
Season	81	Phil Housley (1989-90)
Game	5	John Van Boxmeer (11-7-81 at N.Y. Islanders) Phil Housley (12-23-89 at Quebec)

### Penalty Minutes

#### Most Penalty Minutes Overall

Career	3,097	Rob Ray (1989-90 to 2001-02)
Season	354	Rob Ray (1991-92)
Game	39	Reg Fleming (10-18-70 vs. Pittsburgh)

##### Most Penalty Minutes by Left Wing

Career	1,746	Rob Ray (1989-90 to 1995-96)
Season	354	Rob Ray (1991-92)
Game	39	Reg Fleming (10-18-70 vs. Pittsburgh)

##### Most Penalty Minutes by Center

Career	500	Gil Perreault (1970-71 to 1986-87)
Season	120	Benoit Hogue (1988-89)
Game	NA	

##### Most Penalty Minutes by Right Wing

Career	1,450	Mike Foligno (1981-82 to 1990-91)
Season	335	Matthew Barnaby (1995-96)
Game	NA	

##### Most Penalty Minutes by Defenseman

Career	1,390	Larry Playfair (1978-79 to 1985-86; 1988-89 to 1989-90)
Season	258	Larry Playfair (1981-82)
Game	NA	





## Sabres Individual Records

### Shots on Goal

#### Most Shots on Goal Overall

Career	2,837	Gil Perreault (1970-71 to 1986-87)
Season	360	Alexander Mogilny (1992-93)
Game	12	Rene Robert (4-1-76 vs. Boston) Jim Schoenfeld (12-10-78 vs. Toronto) Mike Foligno (3-3-82 vs. Hartford) Ken Priestlay (3-4-88 vs. N.Y. Rangers) Dave Andreychuk (11-13-92 vs. Hartford) Alexander Mogilny (3-16-93 at St. Louis)

#### Highest Shooting Percentage (50+ Gms)

Season	24.4	Peter McNab (1974-75)
--------	------	-----------------------

### Plus/Minus

#### Highest Plus/Minus Rating

Career	NA	
Season	+61	Don Luce (1974-75)
Game	NA	

### Special Teams

#### Most Power-Play Goals

Career	161	Dave Andreychuk (1982-83 to 1992-93; 2000-01)
Season	28	Dave Andreychuk (1991-92)
Game	4	Dave Andreychuk (3-19-92 at Los Angeles)

#### Most Short-Handed Goals

Career	27	Craig Ramsay (1971-72 to 1984-85)
Season	8	Don Luce (1974-75)
Game	2	Don Luce (12-22-74 at Washington) Bob Sweeney (4-1-95 at N.Y. Islanders) Michael Peca (12-31-97 vs. Ottawa)

### Rookie Records

#### Most Goals by Rookie

Season	44	Rick Martin (1971-72)
--------	----	-----------------------

#### Most Assists by Rookie

Season	47	Phil Housley (1982-83)
--------	----	------------------------

#### Most Points by Rookie

Season	74	Rick Martin (1971-72)
--------	----	-----------------------

#### Most Penalty Minutes by Rookie

Season	309	Brad May (1991-92)
--------	-----	--------------------

#### Fastest Goal by Rookie from Start of First NHL Game

Game	:18	(Danny Gare, 10-10-74 vs. Boston)
------	-----	-----------------------------------

### Goaltenders

#### Most Games Played

Career	491	Dominik Hasek (1992-93 to 2000-01)
Season	76	Ryan Miller (2007-08)

#### Most Wins

Career	234	Dominik Hasek (1992-93 to 2000-01)
Season	40	Ryan Miller (2006-07)

#### Most Losses

Career	172	Dominik Hasek (1992-93 to 2000-01)
Season	34	Roger Crozier (1971-72)

#### Most Minutes Played

Career	28,664	Dominik Hasek (1992-93 to 2000-01)
Season	4,474	Ryan Miller (2007-08)

#### Lowest Goals Against Avg.

Career	2.22	Dominik Hasek (1992-93 to 2000-01)
Season	1.87	Dominik Hasek (1998-99)

#### Saves in Complete Game

Most	64	Joe Daley (12-10-70 at Boston)
Fewest	7	Al Smith (3-21-76 vs. Kansas City)

#### Most Shutouts

Career	55	Dominik Hasek (1992-93 to 2000-01)
Season	13	Dominik Hasek (1997-98)

#### Longest Shutout Sequence

Season	221:58	Martin Biron (4:22 of 3rd period at San Jose 1/16/03 to 0:46 of 2nd period at Ottawa 1/25/03)
--------	--------	---

#### Saves in Shutout

Most	42	Dominik Hasek (12-19-97 vs. Montreal)
Fewest	14	Gary Bromley (12-8-74 vs. Minnesota) Don Edwards (12-10-79 vs. Detroit) Tom Barrasso (12-28-84 vs. Winnipeg; 1-19-85 at Hartford; 4-5-87 vs. Hartford)

#### Most Penalty Minutes

Career	182	Tom Barrasso (1983-84 to 1988-89)
Season	50	Tom Barrasso (1987-88)

#### Most Assists

Career	17	Tom Barrasso (1983-84 to 1988-89)
Season	6	Tom Barrasso (1984-85)
Game	2	Daren Puppa (12-28-88 vs. Detroit; 1-14-91 at Toronto)





## Sabres All-Time Individual Regular Season Scoring

**A**

Player (Seasons)	GP	G	A	PTS	PIM	Unif. No.
Afinogenov, Maxim (1999-00–2008-09)	652	157	238	395	422	61
Ambroziak, Peter (1994-95)	12	0	1	1	0	12
Anderson, Ron (1970-71–1971-72)	111	14	16	30	63	16
Anderson, Shawn (1986-87–1989-90)	113	6	26	32	66	37
Andersson, Mikael (1985-86–1988-89)	99	4	33	37	18	14
Andrea, Paul (1970-71)	47	11	21	32	4	21
Andreychuk, Dave (1982-83–1992-93; 2000-01)	837	368	436	804	596	25, 29, 52
Arniel, Scott (1986-87–1989-90)	295	64	74	138	243	9
Astley, Mark (1993-94–1995-96)	75	4	19	23	92	21, 33
Atkinson, Steve (1970-71–1973-74)	255	49	47	96	96	19
Audette, Donald (1990-91–1997-98; 2000-01)	421	166	131	297	335	28, 45

**B**

Player (Seasons)	GP	G	A	PTS	PIM	Unif. No.
Ball, Terry (1970-71–1971-72)	12	0	1	1	6	21, 28
Barnaby, Matthew (1992-93–1998-99)	317	47	79	126	1248	36
Barnes, Stu (1998-99–2002-03)	310	67	105	172	98	41
Barrasso, Tom (1983-84–1988-89)	266	0	17	17	182	30
Barrie, Doug (1970-71–1971-72)	102	6	28	34	213	5
Bartovic, Milan (2002-03–2003-04)	26	2	8	10	18	15
Bernier, Steve (2007-08)	17	3	6	9	2	56
Biron, Martin (1995-96; 1998-99–2006-07)	300	0	5	5	57	00, 43
Black, James (1993-94)	2	0	0	0	0	40
Blue, John (1995-96)	5	0	0	0	0	1
Bodger, Doug (1988-89–1995-96)	479	54	233	287	506	8
Boland, Mike (1978-79)	22	1	2	3	29	15
Botterill, Jason (2002-03–2003-04)	36	3	5	8	28	28
Boucher, Philippe (1992-93–1994-95)	65	7	16	23	43	24, 4
Boulton, Eric (2000-01–2003-04)	172	5	12	17	511	26
Boughner, Bob (1995-96–1997-98)	177	2	11	13	494	6, 46, 4
Breitenbach, Ken (1975-76–1976-77; 1978-79)	68	1	13	14	49	23, 26
Briere, Daniel (2002-03–2006-07)	225	92	138	230	219	48
Bromley, Gary (1973-74–1975-76)	63	0	4	4	4	24, 28, 29
Brown, Brad (2003-04)	13	0	2	2	12	4
Brown, Curtis (1994-95–2003-04)	542	109	143	252	288	37
Brown, Greg (1990-91; 1992-93)	49	1	3	4	41	15, 9
<b>Butler, Chris (2008-09)</b>	<b>47</b>	<b>2</b>	<b>4</b>	<b>6</b>	<b>11</b>	<b>34</b>
Brydges, Paul (1986-87)	15	2	2	4	6	16
Burridge, Randy (1995-96–1997-98)	159	39	60	99	50	12
Busniuk, Ron (1972-73–1973-74)	6	0	3	3	13	21, 24
Byers, Mike (1971-72)	46	9	7	16	12	12

**C**

Player (Seasons)	GP	G	A	PTS	PIM	Unif. No.
Campbell, Brian (1999-00–2007-08)	473	38	186	224	148	51
Card, Mike (2006-07)	4	0	0	0	0	33
Carney, Keith (1991-92–1993-94)	51	4	9	13	77	6, 26
Carriere, Larry (1972-73–1974-75; 1977-78)	206	9	43	52	284	5, 23
Ciavaglia, Peter (1991-92–1992-93)	5	0	0	0	0	12
Cloutier, Jacques (1981-82–1982-83; 1984-85–1988-89)	144	0	7	7	29	1, 29
Cloutier, Real (1983-84–1984-85)	82	24	36	60	25	8
Conklin, Ty (2006-07)	16	0	0	0	2	35
Conn, Rob (1995-96)	28	2	5	7	18	25
<b>Connolly, Tim (2001-02–2008-09)</b>	<b>324</b>	<b>64</b>	<b>149</b>	<b>213</b>	<b>126</b>	<b>18, 19</b>
Corkum, Bob (1989-90; 1991-92–1992-93; 2001-02)	106	10	9	19	73	19, 42, 29





## Sabres All-Time Individual Regular Season Scoring

**C**

Player (Seasons)	GP	G	A	PTS	PIM	Unif. No.
Creighton, Adam (1983-84-1988-89)	172	40	60	100	196	15, 34, 38
Crozier, Roger (1970-71-1975-76)	202	0	3	3	24	1
Cunneyworth, Randy (1980-82; 1998-99)	35	4	6	10	49	7, 19, 23, 17
Curran, Brian (1990-91-1991-92)	20	0	1	1	57	39, 41
Cyr, Paul (1982-83-1987-88)	342	85	111	196	454	8, 18

**D**

Player (Seasons)	GP	G	A	PTS	PIM	Unif. No.
Daley, Joe (1970-71)	38	0	1	1	12	30
Davis, Mal (1982-83-1985-86)	89	29	22	51	34	25, 29
Dawe, Jason (1993-94-1997-98)	290	79	79	158	132	17, 43
Deadmarsh, Butch (1970-71-1972-73)	56	2	2	4	39	8, 9, 16, 24
DeGray, Dale (1989-90)	6	0	0	0	6	28
Delmore, Andy (2003-04)	37	2	5	7	29	5
Desjardins, Gerry (1974-75-1977-78)	116	0	1	1	4	30
Donnelly, Gord (1991-92-1993-94)	134	5	11	16	557	34
Donnelly, Mike (1987-88-1989-90)	74	11	16	27	62	7, 16, 24
Draper, Tom (1991-92-1992-93)	37	0	3	3	4	35
Drury, Chris (2003-04-2006-07)	234	85	104	189	130	23
Dryden, Dave (1970-71-1973-74)	120	0	2	2	4	28, 30
Dudley, Rick (1972-73-1974-75; 1978-79-1980-81)	279	70	94	164	264	9, 17
Duff, Dick (1970-71-1971-72)	61	9	15	24	12	8, 20
Dumont, J.P. (2000-01-2005-06)	362	102	121	223	218	17
Dunn, Richie (1977-78-1981-82; 1985-86-1988-89)	327	27	105	132	235	3, 21, 26, 29
Dykstra, Steve (1985-86-1987-88)	128	5	23	28	378	4, 42

**E**

Player (Seasons)	GP	G	A	PTS	PIM	Unif. No.
Eatough, Jeff (1981-82)	1	0	0	0	0	19
Edwards, Don (1976-77-1981-82)	307	0	11	11	32	1, 29
Eliot, Darren (1988-89)	2	0	0	0	0	34
Ellis, Matt (2008-09)	45	7	5	12	4	37
Engblom, Brian (1985-86)	30	1	4	5	16	28
Errey, Bob (1992-93)	8	1	3	4	4	12
Essensa, Bob (2001-02)	9	0	0	0	0	31
Evans, Chris (1971-72)	61	6	18	24	98	24

**F**

Player (Seasons)	GP	G	A	PTS	PIM	Unif. No.
Farr, Rocky (1972-73-1974-75)	19	0	0	0	2	28, 30
Fenyves, Dave (1982-83-1986-87)	148	2	27	29	87	8, 31
Ferner, Mark (1986-87; 1988-89)	15	0	3	3	11	28, 29
Fischer, Ron (1981-82-1982-83)	18	0	7	7	6	6, 23, 28
Fitzpatrick, Rory (2001-02-2005-06)	157	9	15	24	114	8
Fleming, Reg (1970-71)	78	6	10	16	159	9
Fogolin, Lee (1974-75-1978-79; 1986-87)	338	8	70	78	432	5, 33
Foligno, Mike (1981-82-1990-91)	664	247	264	511	1450	17
Franceschetti, Lou (1990-91-1991-92)	36	1	8	9	26	15, 37, 34
Fuhr, Grant (1992-93-1994-95)	64	0	4	4	26	31
Funk, Michael (2006-07-2007-08)	9	0	2	2	0	3

**G**

Player (Seasons)	GP	G	A	PTS	PIM	Unif. No.
Gage, Jody (1985-86; 1987-88; 1991-92)	18	3	3	6	2	12, 14, 33
Galley, Garry (1994-95-1996-97)	163	15	87	102	193	3
Gardner, Paul (1985-86)	2	0	0	0	0	28





## Sabres All-Time Individual Regular Season Scoring

**G**

Player (Seasons)	GP	G	A	PTS	PIM	Unif. No.
Gare, Danny (1974-75–1981-82)	503	267	233	500	686	18
Gaustad, Paul (2002-03; 2005-06–2008-09)	277	40	71	111	332	60, 28
Gerbe, Nathan (2008-09)	10	0	1	1	4	42
Gillies, Clark (1986-87–1987-88)	86	15	19	34	132	39, 90
Gillis, Jere (1982-83)	3	0	0	0	0	25
Gilmour, Doug (1999-00–2000-01)	82	10	45	55	82	93
Gordioun, Viktor (1992-93; 1994-95)	26	3	8	11	0	9
Gould, John (1971-72–1973-74; 1979-80)	92	14	12	26	13	17, 21, 23, 24
Goyette, Phil (1970-71–1971-72)	97	18	67	85	20	10
Gragnani, Marc-Andre (2007-08–2008-09)	6	0	0	0	6	17
Grand-Pierre, Jean-Luc (1998-99–1999-00)	27	0	1	1	32	34
Gratton, Chris (1999-00–2002-03)	244	50	81	131	278	77
Gratton, Norm (1972-73–1974-75)	102	15	23	38	30	9, 14
Grier, Mike (2003-04–2005-06)	95	8	24	32	38	25
Grosek, Michal (1995-96–1999-00)	308	62	98	160	299	18
Guay, Francois (1989-90)	1	0	0	0	0	43
Guevremont, Jocelyn (1974-75–1978-79)	326	38	130	168	189	3, 22

**H**

Player (Seasons)	GP	G	A	PTS	PIM	Unif. No.
Hajdu, Richard (1985-86–1986-87)	5	0	0	0	4	8, 28
Hajt, Bill (1973-74–1986-87)	854	42	202	244	433	24
Halkidis, Bob (1984-85–1988-89)	89	2	14	16	315	18, 19
Haller, Kevin (1989-90–1991-92)	81	7	23	30	95	7, 15
Hamel, Denis (1999-00–2002-03)	130	13	9	22	67	55
Hamel, Gilles (1980-81–1985-86)	365	92	114	206	215	9, 17, 18
Hamilton, Al (1970-71–1971-72)	145	6	58	64	176	6
Hannan, Dave (1991-92–1995-96)	249	23	56	79	206	41, 14
Harris, Hugh (1972-73)	60	12	26	38	17	21
Harrison, Paul (1981-82)	6	0	0	0	2	30
Hartman, Mike (1986-87–1990-91)	225	34	25	59	890	20
Hasek, Dominik (1992-93–2000-01)	491	0	13	13	104	39
Hawerchuk, Dale (1990-91–1994-95)	342	110	275	385	204	10
Haworth, Alan (1980-81–1981-82)	106	37	38	75	64	14
Hecht, Jochen (2002-03–2008-09)	398	96	156	252	223	71, 55
Hecl, Radoslav (2002-03)	14	0	0	0	2	21
Heinze, Steve (2000-01)	14	5	7	12	8	57
Hess, Bob (1981-82)	33	0	8	8	14	23
Hillier, Randy (1991-92)	28	0	1	1	48	23
Hillman, Larry (1971-72–1972-73)	121	6	35	41	114	5
Hofford, Jim (1985-86–1986-87)	17	0	0	0	45	3, 33
Hogue, Benoit (1987-88–1991-92)	196	45	67	112	273	33
Holland, Jason (1998-99–1999-00)	9	0	1	1	8	29, 20
Holzinger, Brian (1994-95–1999-00)	352	70	97	167	202	19
Horton, Tim (1972-73–1973-74)	124	1	22	23	109	2
Hospodar, Ed (1987-88)	42	0	1	1	98	24
Houda, Doug (1994-95–1995-96; 1999-00–2002-03)	68	2	5	7	134	20, 6
Houlder, Bill (1990-91–1992-93)	32	4	7	11	18	23, 37, 47
Housley, Phil (1982-83–1989-90)	608	178	380	558	386	6
Huddy, Charlie (1994-95–1996-97)	85	7	9	16	95	22
Hughes, Brent (1995-96)	76	5	10	15	148	17
Hughes, Pat (1985-86)	50	4	9	13	25	26
Hurlbut, Mike (1997-98–1999-00)	5	0	0	0	4	21





## Sabres All-Time Individual Regular Season Scoring

Player (Seasons)	GP	G	A	PTS	PIM	Unif. No.
Inglis, Billy (1970-71)	14	0	1	1	6	8
Ireland, Randy (1978-79)	2	0	0	0	0	30

Player (Seasons)	GP	G	A	PTS	PIM	Unif. No.
Jackson, Dane (1995-96)	22	5	4	9	41	24, 29
Jackson, Jim (1987-88)	5	2	0	2	0	8
James, Val (1981-82)	7	0	0	0	16	26, 29, 30
Janik, Doug (2002-03–2003-04)	10	0	0	0	21	33
Jennings, Grant (1995-96)	6	0	0	0	28	4
Jillson, Jeff (2003-04–2005-06)	16	0	3	3	23	5, 34
Johansson, Calle (1987-88–1988-89)	118	6	49	55	70	3
Jutila, Timo (1984-85)	10	1	5	6	13	4
Juneau, Joe (1998-99)	9	1	1	2	2	90

Player (Seasons)	GP	G	A	PTS	PIM	Unif. No.
Kaese, Trent (1988-89)	1	0	0	0	0	39
Kaleta, Patrick (2006-07–2008-09)	98	7	9	16	151	36
Kalinin, Dmitri (1999-00–2007-08)	466	34	111	145	289	45
Keenan, Larry (1970-71–1971-72)	66	9	20	29	8	21, 26
Kennedy, Dean (1989-90–1990-91)	144	6	20	26	172	26
Kennedy, Tim (2008-09)	1	0	0	0	0	58
Khmylev, Yuri (1992-93–1995-96)	254	63	87	150	131	13
Korab, Jerry (1973-74–1979-80; 1983-84–1984-85)	537	67	216	283	870	4, 44
Korn, Jim (1986-87)	52	4	10	14	158	4, 34
Kotalik, Ales (2001-02–2007-08)	426	114	126	240	267	20, 12
Kowal, Joe (1976-77–1977-78)	22	0	5	5	13	27
Kozlov, Vyacheslav (2001-02)	38	9	13	22	16	13
Krake, Skip (1970-71)	74	4	5	9	68	12
Kristek, Jaroslav (2002-2003)	6	0	0	0	0	29
Krupp, Uwe (1986-87–1991-92)	327	25	78	103	386	4, 40
Kruse, Paul (1997-98–1999-00)	66	4	1	5	206	24, 29
Kurvers, Tom (1986-87)	55	6	17	23	24	28

Player (Seasons)	GP	G	A	PTS	PIM	Unif. No.
Lacombe, Francois (1970-71)	1	0	1	1	2	19
Lacombe, Norm (1984-85–1986-87)	84	12	18	30	46	32
LaFontaine, Pat (1991-92–1996-97)	268	158	227	385	207	16
Lagace, Jean-Guy (1970-71)	3	0	0	0	2	21
Lalime, Patrick (2008-09)	24	0	0	0	0	40
Lambert, Yvon (1981-82)	77	25	39	64	38	15
Langevin, Chris (1983-84; 1985-86)	22	3	1	4	22	15
Larson, Reed (1989-90)	1	0	0	0	0	55
Lawson, Danny (1971-72)	78	10	6	16	15	9
Lemieux, Real (1973-74)	11	1	1	2	4	16
Ledyard, Grant (1988-89–1992-93)	240	18	71	89	181	3
Lever, Don (1985-86–1986-87)	39	10	3	13	10	8, 20
Littman, David (1990-91–1991-92)	2	0	0	0	0	1, 34
Loewen, Darcy (1989-90–1991-92)	12	0	0	0	14	36
Logan, Bob (1986-87–1987-88)	38	10	5	15	0	26
Lorentz, Jim (1971-72–1977-78)	487	134	197	331	126	8
Luce, Don (1971-72–1980-81)	766	216	310	526	304	14, 20
Ludvig, Jan (1987-88–1988-89)	26	1	8	9	104	36
Ludzik, Steve (1989-90)	11	0	1	1	6	14
Lydman, Toni (2005-06–2007-08)	304	10	75	85	281	5





## Sabres All-Time Individual Regular Season Scoring

**M**

Player (Seasons)	GP	G	A	PTS	PIM	Unif. No.
<b>MacArthur, Clarke (2007-08–2008-09)</b>	127	28	25	53	80	41
Macdonald, Doug (1992-93–1994-95)	11	1	0	1	2	44
Maguire, Kevin (1987-88–1989-90)	167	18	25	43	518	19
<b>Mair, Adam (2002-03–2008-09)</b>	429	29	62	91	628	22
Makela, Mikko (1990-91)	60	15	7	22	25	42
Malarchuk, Clint (1988-89–1991-92)	102	0	6	6	41	30
Maloney, Dave (1984-85)	52	1	21	22	41	26
<b>Mancari, Mark (2006-07; 2008-09)</b>	10	1	2	3	6	25
Marshall, Don (1970-71)	62	20	29	49	6	22
Martin, Rick (1971-72–1980-81)	681	382	313	695	475	7, 8, 9
Martin, Terry (1975-76–1978-79)	148	20	22	42	50	25
May, Brad (1991-92–1997-98)	425	67	89	156	1323	10, 48, 27
McAdam, Gary (1975-76–1978-79; 1982-83)	227	40	45	85	76	12, 15, 32
McClanahan, Rob (1979-80–1980-81)	66	5	17	22	38	15
McCourt, Dale (1981-82–1983-84)	119	41	56	97	22	7
McDonald, Brian (1970-71)	12	0	0	0	29	20
McIntosh, Paul (1974-75–1975-76)	47	0	2	2	66	3
McKay, Ray (1971-72–1972-73)	40	0	3	3	18	22, 24
McKee, Jay (1995-96–2005-06)	582	17	81	98	470	38, 74
McKegney, Tony (1978-79–1982-83)	363	127	141	268	117	8
McKenna, Sean (1981-82–1985-86)	237	56	53	109	120	12, 19, 23
McIlwain, Dave (1991-92)	5	0	0	0	2	20
McMahon, Mike (1970-71)	12	0	0	0	0	4
McMorrow, Sean (2002-03)	1	0	0	0	0	23
McNab, Peter (1973-74–1975-76)	154	49	59	108	26	16, 22, 24
McSheffrey, Bryan (1974-75)	3	0	0	0	0	15
McSween, Don (1987-88; 1989-90)	9	0	1	1	12	32, 39
Meehan, Gerry (1970-71–1974-75)	306	94	114	208	60	15
Melanson, Dean (1994-95)	5	0	0	0	4	3
Metcalfe, Scott (1987-88–1989-90)	17	1	2	3	18	12, 32, 34
Mickey, Larry (1971-72–1974-75)	117	20	14	34	65	12, 21
Miller, Brad (1988-89–1991-92)	63	1	4	5	265	42, 44
<b>Miller, Ryan (2002-2003–2008-09)</b>	264	0	3	3	13	30
Milley, Norm (2001-02–2003-04)	15	0	3	3	8	19
Mogilny, Alexander (1989-90–1994-95)	381	211	233	444	203	89
Moller, Mike (1980-81–1984-85)	127	13	27	40	41	9, 14, 29
Moller, Randy (1991-92–1993-94)	126	5	20	25	296	24
Molloy, Mitch (1989-90)	2	0	0	0	10	40
Mongrain, Bob (1979-80–1981-82; 1983-84–1984-85)	70	11	11	22	12	8, 25, 32
Moore, Barrie (1995-96–1996-97)	34	2	6	8	18	38, 37
Moore, Dominic (2008-2009)	18	1	3	4	23	17
Moravec, David (1999-00)	1	0	0	0	0	64
Muni, Craig (1993-94–1995-96)	160	2	18	20	167	5
Myers, Hap (1970-71)	13	0	0	0	6	25
Myre, Phil (1982-83)	5	0	0	0	2	33

**N**

Player (Seasons)	GP	G	A	PTS	PIM	Unif. No.
Napier, Mark (1986-87–1988-89)	128	26	30	56	41	65
Ndur, Rumun (1996-97–1997-98)	3	0	0	0	4	40
Nichol, Scott (1995-96; 1997-98)	5	0	0	0	14	45
Noris, Joe (1973-74)	18	0	0	0	2	23
Noronon, Mika (2000-01–2005-06)	67	0	0	0	4	35
Novotny, Jiri (2005-06–2006-07)	64	8	8	16	26	13
Numminen, Teppo (2006-07-2008-09)	212	6	80	86	90	27





## Sabres All-Time Individual Regular Season Scoring

**O**

Player (Seasons)	GP	G	A	PTS	PIM	Unif. No.
Orlando, Gates (1984-85–1986-87)	98	18	26	44	51	23
O'Shea, Kevin (1970-71–1971-72)	93	10	13	23	52	18

**P**

Player (Seasons)	GP	G	A	PTS	PIM	Unif. No.
Paetsch, Nathan (2006-07–2008-09)	146	6	33	39	102	38
Paiement, Wilf (1986-87)	56	20	17	37	108	27
Paille, Dan (2006-07–2008-09)	193	35	41	76	54	20
Parker, Jeff (1986-87–1989-90)	137	16	19	35	161	28, 29
Paslawski, Greg (1990-91)	12	2	1	3	4	12
Patrick, James (1998-99–2003-04)	345	23	51	74	104	3
Patrick, Steve (1980-81–1984-85)	152	21	34	55	125	26
Patterson, Colin (1991-92–1992-93)	88	8	10	18	52	17
Pearson, Scott (1994-95–1995-96)	41	6	1	7	87	33, 29
Peca, Michael (1995-96–1999-00)	363	96	121	217	352	27
Perreault, Gil (1970-71–1986-87)	1191	512	814	1326	500	11
Perry, Brian (1970-71)	1	0	0	0	0	19
Peters, Andrew (2003-04–2008-09)	200	4	3	7	557	76
Peterson, Brent (1981-82–1984-85)	265	43	63	106	180	20
Petrenko, Sergei (1993-94)	15	0	4	4	0	15
Pittis, Domenic (1998-99–1999-00; 2003-04)	15	1	0	1	12	83, 12, 28, 38
Plante, Derek (1993-94–1997-98)	354	87	134	221	114	26
Playfair, Larry (1978-79–1985-86; 1988-89–1989-90)	577	24	76	100	1390	27, 40
Pominville, Jason (2003-04–2008-09)	304	99	145	244	90	29
Pratt, Nolan (2007-08)	55	1	6	7	30	4
Pratt, Tracy (1970-71–1973-74)	210	2	39	41	399	3, 4
Presley, Wayne (1991-92–1994-95)	202	48	32	80	297	18
Priestlay, Ken (1986-87–1989-90)	117	25	25	50	59	12, 56
Primeau, Wayne (1994-95–1999-00)	225	19	25	44	227	22, 76
Puppa, Daren (1985-86–1992-93)	215	0	14	14	30	31, 35
Pyatt, Taylor (2001-02–2005-06)	230	38	42	80	131	24

**R**

Player (Seasons)	GP	G	A	PTS	PIM	Unif. No.
Ramsay, Craig (1971-72–1984-85)	1070	252	420	672	201	10, 25
Ramsey, Mike (1979-80–1992-93)	911	73	256	329	924	5, 23
Ramsey, Wayne (1977-78)	2	0	0	0	0	32
Rasmussen, Erik (1997-98–2001-02)	281	33	46	79	179	9
Ray, Rob (1989-90–2002-03)	888	40	50	90	3189	32
Reekie, Joe (1985-86–1988-89)	104	3	15	18	190	27, 31, 55
Renaud, Mark (1983-84)	10	1	3	4	6	4
Richard, Jacques (1975-76–1976-77; 1978-79)	155	24	38	62	73	9
Richer, Bob (1972-73)	3	0	0	0	0	17
Rivet, Craig (2008-09)	64	2	22	24	125	52
Robert, Rene (1971-72–1978-79)	524	222	330	552	401	7, 14, 23
Robertson, Geordie (1982-83)	5	1	2	3	7	15
Robitaille, Mike (1971-72–1974-75)	170	8	46	54	122	3
Roloson, Dwayne (1998-99–1999-00)	32	0	0	0	0	30
Rombough, Doug (1972-73–1973-74)	51	8	9	17	27	22
Ronan, Ed (1996-97)	18	1	4	5	11	5
Roy, Derek (2003-04–2008-09)	345	108	171	279	213	9
Ruff, Lindy (1979-80–1988-89)	608	102	183	285	1126	22
Russell, Phil (1985-86–1986-87)	18	2	5	7	24	26
Ruutu, Christian (1986-87–1991-92)	438	101	220	331	483	21
Ryan, Michael (2006-07–2007-08)	65	7	6	13	32	37





## Sabres All-Time Individual Regular Season Scoring

**S**

Player (Seasons)	GP	G	A	PTS	PIM	Unif. No.
Sanderson, Geoff (1997-98-1999-00)	168	29	36	65	64	80, 8
Sarich, Cory (1998-99-1999-00)	46	0	4	4	35	6
Satan, Miroslav (1996-97-2003-04)	578	224	232	456	233	18, 81
Sauve, Bob (1976-77-1984-85)	246	0	8	8	20	28
Sauve, Jean-Francois (1980-81-1982-83)	98	24	49	73	67	9, 21
Savage, Joel (1990-91)	3	0	1	1	0	38
Savard, Andre (1976-77-1982-83)	467	130	175	305	221	12
Schmautz, Cliff (1970-71)	26	5	7	12	10	7
Schock, Ron (1977-78)	40	4	4	8	0	21
Schoenfeld, Jim (1972-73-1981-82; 1984-85)	584	45	183	228	1025	6, 13
Schultz, Dave (1978-79-1979-80)	41	3	3	6	114	21
Seiling, Ric (1977-78-1985-86)	664	176	200	376	524	16
Sejba, Jiri (1990-91)	11	0	2	2	8	23
<b>Sekera, Andrej (2006-07-2008-09)</b>	<b>108</b>	<b>5</b>	<b>22</b>	<b>27</b>	<b>38</b>	<b>44</b>
Semenov, Anatoli (1996-97)	25	2	4	6	2	93
Shack, Eddie (1970-71-1971-72)	106	36	31	67	127	23
Shannon, Darrin (1988-89-1991-92)	55	10	14	24	16	16, 26
Shannon, Darryl (1995-96-1998-99)	255	12	56	68	240	8, 29
Sheppard, Ray (1987-88-1989-90)	159	64	50	114	29	23
Shields, Steve (1995-96-1997-98)	31	0	0	0	23	31
Simon, Todd (1993-94)	15	0	1	1	0	17
Simpson, Craig (1993-94-1994-95)	45	12	15	27	34	17, 22
Smehlik, Richard (1992-93-1994-95; 1996-97-2001-02)	589	47	135	182	399	42
Smith, Al (1975-76-1976-77)	21	0	0	0	0	31
Smith, Derek (1976-77-1981-82)	244	65	98	163	38	16, 17, 19, 26
Smith, Doug (1985-86-1987-88)	162	35	54	89	296	15
Smith, Floyd (1970-71-1971-72)	83	6	12	18	48	17
Smith, Steve (1988-89)	3	0	0	0	0	24
Snuggerud, Dave (1989-90-1991-92)	215	26	46	72	109	18
Spacek, Jaroslav (2006-07-2008-09)	205	22	76	98	142	6
Spencer, Brian (1973-74-1976-77)	240	42	72	114	206	21
Stewart, Bill (1977-78-1978-79)	81	3	17	20	116	3
<b>Stafford, Drew (2006-07-2008-09)</b>	<b>184</b>	<b>49</b>	<b>61</b>	<b>110</b>	<b>113</b>	<b>21</b>
Stanfield, Fred (1974-75-1977-78)	248	42	73	115	16	17, 19
Stauber, Robb (1994-95)	6	0	0	0	0	35
Suikkanen, Kai (1981-82-1982-83)	2	0	0	0	0	20, 23
Sutton, Ken (1990-91-1994-95)	232	18	60	78	223	41
Svoboda, Petr (1991-92-1994-95)	139	5	49	54	260	7
Sweeney, Bob (1992-93-1994-95)	185	37	44	81	230	20, 33
Sylvester, Dean (1998-99)	1	0	0	0	0	46

**T**

Player (Seasons)	GP	G	A	PTS	PIM	Unif. No.
Talbot, Jean-Guy (1970-71)	57	0	7	7	36	24
<b>Tallinder, Henrik (2001-02-2008-09)</b>	<b>386</b>	<b>16</b>	<b>72</b>	<b>88</b>	<b>246</b>	<b>10</b>
Tanti, Tony (1990-91-1991-92)	80	16	23	39	106	19
Taylor, Chris (1999-00-2003-04)	90	8	12	20	32	16
Terbenche, Paul (1970-71-1973-74)	118	2	19	21	20	3, 18, 23
Thibault, Jocelyn (2007-08)	12	0	0	0	0	35
Thomas, Scott (1992-93-1993-94)	39	3	3	6	23	21
Thorburn, Chris (2005-06)	2	0	1	1	7	47
Tidey, Alex (1976-77-1977-78)	3	0	0	0	0	19, 26
Titanic, Morris (1974-75-1975-76)	19	0	0	0	0	19





## Sabres All-Time Individual Regular Season Scoring

## T

Player (Seasons)	GP	G	A	PTS	PIM	Unif. No.
Trapp, Doug (1986-87)	2	0	0	0	0	19
Trefilov, Andrei (1995-96-1996-97)	25	0	0	0	4	30
Tsygurov, Denis (1993-94-1994-95)	12	0	0	0	12	29
Tsyplakov, Vladimir (1999-00-2000-01)	70	13	20	33	20	29
Tucker, John (1983-84-1990-91)	345	116	154	270	142	7
Turgeon, Pierre (1987-88-1991-92)	322	122	201	323	119	77

## U-V

Player (Seasons)	GP	G	A	PTS	PIM	Unif. No.
Vaive, Rick (1988-89-1991-92)	190	74	62	136	226	12, 22
Van Boxmeer, John (1979-80-1982-83)	294	49	166	215	239	4, 5
<b>Vanek, Thomas (2005-06-2008-09)</b>	<b>318</b>	<b>144</b>	<b>116</b>	<b>260</b>	<b>220</b>	<b>26</b>
Varada, Vaclav (1995-96-2002-03)	376	46	98	144	326	9, 25
Verret, Claude (1983-84-1984-85)	14	2	5	7	2	21
Virta, Hannu (1981-82-1985-86)	245	25	101	126	66	3, 23

## W

Player (Seasons)	GP	G	A	PTS	PIM	Unif. No.
Wakaluk, Darcy (1988-89;1990-91)	22	0	0	0	2	35
Walsh, Jim (1981-82)	4	0	1	1	4	28
Ward, Dixon (1995-96-1999-00)	307	56	80	136	169	15, 17
Warrener, Rhett (1998-99-2002-03)	266	9	33	42	363	4
Watson, Jim (1970-71-1971-72)	144	4	15	19	248	2
<b>Weber, Mike (2007-08-2008-09)</b>	<b>23</b>	<b>0</b>	<b>3</b>	<b>3</b>	<b>33</b>	<b>34, 4</b>
Wells, Jay (1989-90-1991-92)	85	3	12	15	243	24
Wiemer, Jim (1983-84-1984-85)	74	8	17	25	52	19
Wilson, Mike (1995-96-1998-99)	231	11	23	34	187	4, 34
Wood, Randy (1991-92-1993-94)	236	60	57	117	213	19, 15
Woolley, Jason (1997-98-2002-03)	365	40	125	165	258	5
Wyrozub, Randy (1970-71-1973-74)	100	8	10	18	10	14, 16, 24, 26

## Z

Player (Seasons)	GP	G	A	PTS	PIM	Unif. No.
Zaine, Rod (1971-72)	24	2	1	3	4	14, 22
Zhitnik, Alexei (1994-95-2003-04)	712	55	234	289	822	4, 44
Zubrus, Dainius (2006-07)	19	4	4	8	12	15

Any player who took part in at least one Sabres regular season game in his career is listed. Eight players dressed but never played a game for Buffalo: #27 - Tim Regan (1973-74), #31 - Jim Weaver (1978-79), #30 - Jari Paavola (1981-82), #35 - Mike Craig (1984-85), #34 - Kenton Rein (1987-88), #33 - Bill Pye (1992-93), #30 - Markus Ketterer (1993-94 & 1994-95), and #68 - Scott Buhler (1996-97). #00 - Martin Biron served as backup goaltender and did not play (3 times in 1996-97, 1 time in 1997-98). Michel Deziel is the only Sabre to have played in a playoff game without participating in a regular season game.





### Sabres All-Time Goaltender Statistics

Goaltender	GP	MIN	GA	SO	AVG	W	L	T/OTL
Barrasso, Tom	266	15463	843	13	3.28	124	102	28
Biron, Martin	300	16775	707	18	2.53	134	115	29
Blue, John	5	255	15	0	3.53	2	2	0
Bromley, Gary	63	2334	184	4	3.20	29	17	14
Cloutier, Jacques	144	7452	459	1	3.70	50	58	15
Conklin, Ty	5	227	13	0	3.43	1	2	0
Crozier, Roger	202	10980	591	10	3.23	74	76	29
Daley, Joe	38	2073	128	1	3.70	12	16	8
Desjardins, Gerry	116	6802	319	5	2.81	66	30	18
Draper, Tom	37	2067	116	1	3.37	15	15	5
Dryden, Dave	120	6440	328	5	3.06	43	45	20
Edwards, Don	307	17969	869	14	2.90	156	83	61
Eliot, Darren	2	67	7	0	6.27	0	0	0
Essensa, Bob	9	350	17	0	2.91	0	5	0
Farr, Rocky	19	722	42	0	3.49	2	6	8
Fuhr, Grant	64	3600	216	2	3.60	25	29	5
Harrison, Paul	6	229	14	0	3.67	2	1	1
Hasek, Dominik	491	28,664	1062	55	2.22	234	172	70
Ireland, Randy	2	30	3	0	6.00	0	0	0
Lalime, Patrick	24	1,296	67	0	3.10	5	13	3
Littman, David	2	96	7	0	4.37	0	1	0
Malarchuk, Clint	102	5692	323	2	3.40	39	39	16
Miller, Ryan	264	15,561	689	12	2.66	146	86	28
Myre, Phil	5	300	21	0	4.20	3	2	0
Noronen, Mika	67	3305	153	3	2.78	22	31	6
Puppa, Daren	215	11763	668	5	3.41	96	68	28
Roloson, Dwayne	32	1588	74	1	2.79	7	15	5
Sauve, Bob	246	14063	752	7	3.20	113	76	39
Shields, Steve	31	1649	80	0	2.91	7	14	6
Smith, Al	21	1105	62	0	3.37	9	6	2
Stauber, Robb	6	317	20	0	3.79	2	3	0
Thibault, Jocelyn	12	507	28	2	3.31	3	4	2
Trefilov, Andrei	25	1253	74	0	3.54	8	10	1
Wakaluk, Darcy	22	844	50	0	3.55	5	8	3





### Sabres All-Time Power-Play & Penalty-Killing Statistics

Year	PPA	PPG	Pct.	Rank	SHS	PPGA	Pct.	Rank	SHGF	SHGA
1970-71	298	56	18.8	6	302	56	81.5	9	5	12
1971-72	308	57	18.5	8	281	56	80.1	8	1	7
1972-73	270	52	19.2	7	241	35	85.5	2	5	5
1973-74	256	48	18.5	8	237	42	82.3	3	5	12
1974-75	303	83	27.4	3	326	56	82.8	4	17	5
1975-76	287	73	25.4	5	304	51	83.2	5	6	8
1976-77	262	60	22.9	4	274	38	86.1	2	6	7
1977-78	234	52	22.2	7	218	31	85.8	1	7	3
1978-79	267	55	20.6	13	258	55	78.7	8	9	4
1979-80	275	67	24.4	T5	252	43	82.9	3	2	4
1980-81	310	73	23.5	10	268	44	83.6	1	9	10
1981-82	301	63	20.9	17	281	57	79.9	6	4	10
1982-83	311	67	21.5	16	274	48	82.5	2	12	9
1983-84	329	71	21.6	11	277	50	81.9	3	11	14
1984-85	322	76	23.6	T7	295	52	82.4	T1	9	5
1985-86	351	72	20.5	16	342	66	80.7	T5	12	14
1986-87	364	68	18.7	17	355	86	75.8	18	5	9
1987-88	464	80	17.2	18	439	95	78.1	15	8	13
1988-89	380	78	20.5	13	410	86	79.0	12	7	12
1989-90	358	79	22.1	9	351	58	83.5	1	7	7
1990-91	400	73	18.3	14	367	62	83.1	5	15	8
1991-92	466	105	22.5	1	424	91	78.5	17	8	11
1992-93	467	95	20.3	10	437	72	83.5	T2	13	17
1993-94	424	96	22.6	2	380	58	84.7	T1	21	8
1994-95	242	45	18.6	11	220	32	85.5	3	13	7
1995-96	477	76	15.9	T20	461	74	83.9	6	10	12
1996-97	326	43	13.2	26	364	59	83.8	13	16	4
1997-98	396	51	12.9	T19	413	65	84.3	18	15	12
1998-99	363	49	13.5	21	399	55	86.2	7	6	7
1999-00	351	37	10.5	28	361	54	85.0	13	8	10
2000-01	373	60	16.1	T17	334	40	88.0	1	6	5
2001-02	375	50	13.3	27	304	41	86.5	4	7	6
2002-03	354	51	14.4	20	363	53	85.4	6	8	11
2003-04	367	58	15.8	T19	348	53	84.8	11	7	9
2005-06	477	101	21.2	3	439	59	86.6	2	10	17
2006-07	407	71	17.4	T17	386	72	81.4	20	8	13
2007-08	366	66	18.0	14	333	56	83.2	T10	9	8
2008-09	358	75	20.9	7	336	61	81.8	14	7	5

PPA - Power-Play Attempts

PPG - Power-Play Goals

SHS - Short-Handed Situations

Rank - Overall NHL Ranking

PPGA - Power-Play Goals Against

SHGF - Short-Handed Goals For

SHGA - Short-Handed Goals Against









## Sabres All-Time Playoff Scoring

**A**

Player	GP	G	A	PTS	PIM
Afinogenov, Maxim	49	10	13	23	22
Anderson, Shawn	5	0	1	1	4
Andersson, Mikael	1	1	0	1	0
Andreychuk, Dave	54	13	22	35	36
Arniel, Scott	16	2	1	3	13
Astley, Mark	2	0	0	0	0
Audette, Donald	61	15	23	38	36

**B**

Player	GP	G	A	PTS	PIM
Barnaby, Matthew	27	7	11	18	79
Barnes, Stu	39	14	7	21	10
Barrasso, Tom	12	0	0	0	9
Bodger, Doug	42	6	18	24	25
Boucher, Philippe	7	1	1	2	2
Boughner, Bob	25	0	5	5	24
Briere, Daniel	34	11	23	34	28
Breitenbach, Ken	8	0	1	1	4
Brown, Curtis	52	14	11	25	34
Burridge, Randy	12	5	1	6	2

**C**

Player	GP	G	A	PTS	PIM
Campbell, Brian	34	3	10	13	26
Carney, Keith	15	0	6	6	6
Carriere, Larry	23	0	3	3	40
Cloutier, Jacques	4	0	0	0	0
Cloutier, Real	2	0	0	0	0
Connolly, Tim	24	5	15	20	4
Corkum, Bob	14	2	0	2	6
Crozier, Roger	9	0	1	1	2
Cunneyworth, Randy	3	0	0	0	0
Cyr, Paul	18	3	6	9	21

**D**

Player	GP	G	A	PTS	PIM
Davis, Mal	7	1	0	1	0
Dawe, Jason	22	4	3	7	18
Desjardins, Gerry	25	0	0	0	4
Deziel, Michel	1	0	0	0	0
Donnelly, Gord	4	0	1	1	0
Draper, Tom	7	0	0	0	0
Drury, Chris	34	17	14	31	12
Dryden, Dave	2	0	0	0	0
Dudley, Rick	25	7	2	9	69
Dumont, J.P.	31	11	10	21	22
Dunn, Richie	27	2	14	16	16

**E**

Player	GP	G	A	PTS	PIM
Edwards, Don	31	0	0	0	7
Errey, Bob	4	0	1	1	10

**F**

Player	GP	G	A	PTS	PIM
Fenyves, Dave	11	0	0	0	9
Fitzpatrick, Rory	11	0	4	4	16
Fogolin, Lee	30	0	6	6	58
Foligno, Mike	39	13	11	24	143
Franceschetti, Lou	6	1	0	1	2
Fuhr, Grant	8	0	0	0	2

**G**

Player	GP	G	A	PTS	PIM
Galley, Garry	17	0	9	9	18
Gare, Danny	57	23	21	44	147
Gaustad, Paul	25	0	5	5	16
Gillies, Clark	5	0	1	1	25
Gilmour, Doug	18	2	5	7	12
Grand-Pierre, Jean-Luc	4	0	0	0	4
Gratton, Chris	18	6	5	11	14
Gratton, Norm	6	0	1	1	2
Grier, Mike	18	3	5	8	2
Grosek, Michal	40	9	11	20	64
Guevremont, Jocelyn	40	4	17	21	18

**H**

Player	GP	G	A	PTS	PIM
Hajt, Bill	80	2	16	18	70
Halkidis, Bob	8	0	0	0	41
Haller, Kevin	6	1	4	5	10
Hamel, Gilles	18	2	5	7	8
Hannan, Dave	27	4	3	7	28
Harris, Hugh	3	0	0	0	0
Harrison, Paul	1	0	0	0	0
Hartman, Mike	19	0	0	0	104
Hasek, Dominik	68	0	2	2	24
Hawerchuk, Dale	30	9	25	34	16
Haworth, Alan	10	4	5	9	4
Hecht, Jochen	31	6	7	13	18
Heinze, Steve	13	3	4	7	10
Hillman, Larry	6	0	0	0	8
Hogue, Benoit	13	3	1	4	37
Holland, Jason	1	0	0	0	0
Holzinger, Brian	52	11	18	29	61
Horton, Tim	6	0	1	1	4
Houlder, Bill	8	0	2	2	4
Housley, Phil	35	10	17	27	22
Huddy, Charlie	3	0	0	0	0

**I-J**

Player	GP	G	A	PTS	PIM
James, Val	3	0	0	0	0
Janik, Doug	5	1	0	1	2
Jillson, Jeff	4	0	0	0	0
Johansson, Calle	6	0	1	1	0
Juneau, Joe	20	3	8	11	10





## Sabres All-Time Playoff Scoring

**K**

Player	GP	G	A	PTS	PIM
Kalinin, Dmitri	37	2	7	9	20
Kennedy, Dean	8	1	2	3	29
Khmylev, Yuri	20	7	5	12	20
Korab, Jerry	46	7	14	21	69
Kotalik, Ales	34	6	9	15	16
Kowal, Joe	2	0	0	0	0
Krupp, Uwe	23	1	2	3	29
Kruse, Paul	11	1	0	1	8

**L**

Player	GP	G	A	PTS	PIM
LaFontaine, Pat	19	12	15	27	6
Lambert, Yvon	4	3	0	3	2
Ledyard, Grant	19	4	5	9	20
Lorentz, Jim	35	11	9	20	22
Luce, Don	62	17	19	36	46
<b>Lydman, Toni</b>	<b>34</b>	<b>3</b>	<b>6</b>	<b>9</b>	<b>32</b>

**M**

Player	GP	G	A	PTS	PIM
Maguire, Kevin	10	0	0	0	86
<b>Mair, Adam</b>	<b>19</b>	<b>1</b>	<b>4</b>	<b>5</b>	<b>10</b>
Malarchuk, Clint	5	0	1	1	2
Maloney, Dave	1	0	0	0	0
Martin, Rick	62	24	29	53	74
Martin, Terry	11	2	2	4	10
May, Brad	36	3	8	11	59
McAdam, Gary	15	3	2	5	7
McClanahan, Rob	15	0	2	2	17
McCourt, Dale	14	5	5	10	4
McIntosh, Paul	2	0	0	0	7
McKee, Jay	51	3	6	9	60
McKegney, Tony	38	11	9	20	10
McKenna, Sean	8	1	1	2	2
McNab, Peter	25	2	6	8	4
Meehan, Gerry	6	0	1	1	0
Mickey, Larry	6	1	0	1	5
<b>Miller, Ryan</b>	<b>34</b>	<b>0</b>	<b>0</b>	<b>0</b>	<b>2</b>
Mogilny, Alexander	31	14	16	30	18
Moller, Mike	3	0	1	1	0
Moller, Randy	14	0	2	2	16
Mongrain, Bob	11	1	2	3	2
Muni, Craig	12	0	1	1	6
Myre, Phil	1	0	0	0	0

**N-O**

Player	GP	G	A	PTS	PIM
Napier, Mark	9	1	3	4	0
Novotny, Jiri	4	0	0	0	0
Numminen, Teppo	28	1	5	6	8
Orlando, Gates	5	0	4	4	14

**P-Q**

Player	GP	G	A	PTS	PIM
<b>Paetsch, Nathan</b>	<b>1</b>	<b>0</b>	<b>0</b>	<b>0</b>	<b>0</b>
<b>Paille, Daniel</b>	<b>1</b>	<b>0</b>	<b>0</b>	<b>0</b>	<b>0</b>
Parker, Jeff	5	1	2	3	28
Patrick, James	38	0	2	2	14
Patrick, Steve	8	0	1	1	6
Patterson, Colin	13	1	1	2	2
Pearson, Scott	5	0	0	0	4
Peca, Michael	49	8	13	21	38
Perreault, Gilbert	90	33	70	103	44
Peterson, Brent	22	2	3	5	50
Plante, Derek	30	5	9	14	14
Playfair, Larry	40	0	6	6	97
<b>Pominville, Jason</b>	<b>34</b>	<b>9</b>	<b>11</b>	<b>20</b>	<b>8</b>
Pratt, Tracy	6	0	0	0	6
Presley, Wayne	27	9	5	14	42
Priestlay, Ken	14	0	0	0	21
Primeau, Wayne	42	4	7	11	18
Puppa, Daren	5	0	0	0	0
Pyatt, Taylor	14	0	5	5	10

**R**

Player	GP	G	A	PTS	PIM
Ramsay, Craig	89	17	31	48	27
Ramsey, Mike	72	8	18	26	158
Rasmussen, Erik	27	2	5	7	22
Ray, Rob	55	3	2	5	169
Reekie, Joe	2	0	0	0	4
Richard, Jacques	12	2	1	3	7
Robert, Rene	47	22	17	39	71
Robitaille, Mike	6	0	0	0	0
Roloson, Dwayne	4	0	0	0	0
Ronan, Ed	6	1	0	1	6
<b>Roy, Derek</b>	<b>34</b>	<b>7</b>	<b>15</b>	<b>22</b>	<b>30</b>
Ruff, Lindy	42	11	10	21	164
Ruutu, Christian	23	3	8	11	43

**S**

Player	GP	G	A	PTS	PIM
Sanderson, Geoff	38	7	9	16	26
Satan, Miroslav	51	13	21	34	14
Sauve, Bob	22	0	0	0	2
Sauve, Jean Francois	7	2	2	4	0
Savard, Andre	45	5	11	16	40
Schock, Ron	2	0	0	0	0
Schoenfeld, Jim	75	3	13	16	151
Schultz, Dave	3	0	2	2	4
Seiling, Ric	55	14	14	28	31
Shannon, Darrin	14	1	3	4	8
Shannon, Darryl	29	4	7	11	16
Sheppard, Ray	7	1	2	3	2
Shields, Steve	10	0	0	0	9





## Sabres All-Time Playoff Scoring

**S**

Player	GP	G	A	PTS	PIM
Simon, Todd	5	1	0	1	0
Smehlik, Richard	83	1	14	15	38
Smith, Al	1	0	0	0	0
Smith, Derek	30	9	14	23	13
Smith, Doug	1	0	0	0	0
Snuggerud, Dave	12	1	3	4	6
Spacek, Jaroslav	16	0	0	0	10
Spencer, Brian	30	1	4	5	12
Stafford, Drew	10	2	2	4	4
Stewart, Bill	9	0	3	3	0
Sutton, Ken	25	3	4	7	14
Svoboda, Petr	10	1	4	5	10
Sweeney, Bob	14	2	2	4	12
Sylvester, Dean	4	0	0	0	2

**T**

Player	GP	G	A	PTS	PIM
Tallinder, Henrik	30	2	8	10	26
Tanti, Tony	12	2	3	5	12
Taylor, Chris	2	0	0	0	2
Terbenche, Paul	6	0	0	0	0
Tidey, Alex	2	0	0	0	0
Trefilov, Andrei	1	0	0	0	0
Tsyplakov, Vladimir	14	1	1	2	8
Tucker, John	17	9	11	20	18
Turgeon, Pierre	23	12	13	25	14

**U-V**

Player	GP	G	A	PTS	PIM
Van Boxmeer, John	35	5	14	19	35
Vanek, Thomas	26	8	4	12	16
Varada, Vaclav	54	8	12	20	48
Vaive, Rick	17	7	5	12	20
Virta, Hannu	17	1	3	4	6

**W-Y**

Player	GP	G	A	PTS	PIM
Wakaluk, Darcy	2	0	0	0	2
Ward, Dixon	53	12	17	29	46
Warrener, Rhett	38	1	5	6	38
Wells, Jay	7	0	1	1	12
Wiemer, Jim	1	0	0	0	0
Wilson, Mike	25	0	2	2	15
Wood, Randy	21	3	5	8	10
Woolley, Jason	48	7	27	34	26

**Z**

Player	GP	G	A	PTS	PIM
Zhitnik, Alexei	70	6	21	27	138
Zubrus, Dainius	15	0	8	8	8

Note: Michel Deziel is the only Sabre to have played in a playoff game without participating in a regular season game.





### All-Time Playoff Goaltending Statistics

Player	GP	MIN	GA	EN	SO	AVG.	W	L
Barrasso, Tom	12	663	46	1	0	4.16	3	8
Cloutier, Jacques	4	238	10	1	1	2.52	1	3
Crozier, Roger	9	541	25	1	0	2.77	5	4
Desjardins, Gerry	25	1382	75	1	0	3.25	11	11
Draper, Tom	7	433	19	0	1	2.63	3	4
Dryden, Dave	2	120	9	0	0	4.50	0	2
Edwards, Don	31	1859	98	3	1	3.16	13	18
Fuhr, Grant	8	474	27	0	1	3.42	3	4
Harrison, Paul	1	26	1	0	0	2.31	0	0
Hasek, Dominik	68	4290	146	6	6	2.04	37	30
Malarchuk, Clint	5	305	22	0	0	4.33	2	3
Miller, Ryan	34	2151	86	2	1	2.22	20	14
Myre, Phil	1	57	7	0	0	7.37	0	0
Puppa, Daren	11	593	36	2	0	3.64	3	6
Roloson, Dwayne	4	139	10	1	0	4.32	1	1
Sauve, Bob	23	1268	59	1	4	2.79	13	9
Shields, Steve	10	570	26	3	1	2.74	4	6
Smith, Al	1	17	1	0	0	3.53	0	0
Trefilov, Andrei	1	13	0	0	0	0.00	0	0
Wakaluk, Darcy	2	37	2	0	0	3.24	0	1





## All-Time Playoff Results

## 1973

(Montreal wins series 4 games to 2)

DATE	SCORE	GOALTENDERS	WINNING GOAL
April 4, 1973	@ Montreal 2, Buffalo 1	D. Dryden/K. Dryden	Cournoyer (MON)
April 5, 1973	@ Montreal 7, Buffalo 3	D. Dryden/K. Dryden	Lapointe (MON)
April 7, 1973	Montreal 5, @ Buffalo 2	Crozier/K. Dryden	Wilson (MON)
April 8, 1973	@ Buffalo 5, Montreal 1	Crozier/K. Dryden	Perreault (BUF)
April 10, 1973	Buffalo 3, @ Montreal 2 (OT)	Crozier/K. Dryden	Robert (BUF)
April 12, 1973	Montreal 4, @ Buffalo 2	Crozier/K. Dryden	Lapointe (MON)

## 1975

(Buffalo wins series 4 games to 1)

DATE	SCORE	GOALTENDERS	WINNING GOAL
April 13, 1975	@ Buffalo 4, Chicago 1	Desjardins/Esposito	Perreault (BUF)
April 15, 1975	@ Buffalo 3, Chicago 1	Desjardins/Esposito	Dudley (BUF)
April 17, 1975	@ Chicago 5, Buffalo 4 (OT)	Desjardins/Esposito	Mikita (CHI)
April 20, 1975	Buffalo 6, @ Chicago 2	Desjardins/Esposito	R. Martin (BUF)
April 22, 1975	@ Buffalo 3, Chicago 1	Desjardins/Esposito	Robert (BUF)

(Buffalo wins series 4 games to 2)

DATE	SCORE	GOALTENDERS	WINNING GOAL
April 27, 1975	@ Buffalo 6, Montreal 5 (OT)	Desjardins-Crozier/Dryden	Gare (BUF)
April 29, 1975	@ Buffalo 4, Montreal 2	Crozier/Dryden	Ramsay (BUF)
May 1, 1975	@ Montreal 7, Buffalo 0	Crozier-Desjardins/Dryden	Mahovlich (MON)
May 3, 1975	@ Montreal 8, Buffalo 2	Desjardins/Dryden	Lafleur (MON)
May 6, 1975	@ Buffalo 5, Montreal 4 (OT)	Desjardins/Dryden	Robert (BUF)
May 8, 1975	Buffalo 4, @ Montreal 3	Desjardins/Dryden	Lorentz (BUF)

(Philadelphia wins series 4 games to 2)

DATE	SCORE	GOALTENDERS	WINNING GOAL
May 15, 1975	@ Philadelphia 4, Buffalo 1	Desjardins/Parent	Lonsberry (PHI)
May 18, 1975	@ Philadelphia 2, Buffalo 1	Desjardins/Parent	Clarke (PHI)
May 20, 1975	@ Buffalo 5, Philadelphia 4 (OT)	Crozier/Parent	Robert (BUF)
May 22, 1975	@ Buffalo 4, Philadelphia 2	Desjardins/Parent	Lorentz (BUF)
May 25, 1975	@ Philadelphia 5, Buffalo 1	Desjardins/Parent	Dornhoefer (PHI)
May 27, 1975	Philadelphia 2, @ Buffalo 0	Crozier/Parent	Kelly (PHI)

## 1976

(Buffalo wins series 2 games to 1)

DATE	SCORE	GOALTENDERS	WINNING GOAL
April 6, 1976	@ St. Louis 5, Buffalo 2	Desjardins/Staniowski	Patey (STL)
April 8, 1976	@ Buffalo 3, St. Louis 2 (OT)	Desjardins/Staniowski	Gare (BUF)
April 9, 1976	@ Buffalo 2, St. Louis 1 (OT)	Desjardins/Staniowski	Luce (BUF)

(N.Y. Islanders win series 4 games to 2)

DATE	SCORE	GOALTENDERS	WINNING GOAL
April 11, 1976	@ Buffalo 5, N.Y. Islanders 3	Desjardins/Resch-Smith	R. Martin (BUF)
April 13, 1976	@ Buffalo 3, N.Y. Islanders 2 (OT)	Desjardins/Smith	Gare (BUF)
April 15, 1976	@ N.Y. Islanders 5, Buffalo 3	Desjardins/Smith	MacMillan (NYI)
April 17, 1976	@ N.Y. Islanders 4, Buffalo 2	Desjardins/Smith	Potvin (NYI)
April 20, 1976	N.Y. Islanders 4, @ Buffalo 2	Desjardins/Smith	Marshall (NYI)
April 22, 1976	@ N.Y. Islanders 3, Buffalo 2	Desjardins/Smith	Gillies (NYI)

## 1977

(Buffalo wins series 2 games to 0)

DATE	SCORE	GOALTENDERS	WINNING GOAL
April 5, 1977	@ Buffalo 4, Minnesota 2	Edwards/LoPresti	Korab (BUF)
April 7, 1977	Buffalo 7, @ Minnesota 1	Edwards/LoPresti-Smith	R. Martin (BUF)

(N.Y. Islanders win series 4 games to 0)

DATE	SCORE	GOALTENDERS	WINNING GOAL
April 11, 1977	@ N.Y. Islanders 4, Buffalo 2	Edwards/Smith	Gillies (NYI)
April 13, 1977	@ N.Y. Islanders 4, Buffalo 2	Edwards/Smith	Gillies (NYI)
April 15, 1977	N.Y. Islanders 4, @ Buffalo 3	Edwards/Smith	Gillies (NYI)
April 17, 1977	N.Y. Islanders 4, @ Buffalo 3	Desjardins/Smith	MacMillan (NYI)





## All-Time Playoff Results

**1978**

(Buffalo wins series 2 games to 1)

DATE	SCORE	GOALTENDERS	WINNING GOAL
April 11, 1978	@ Buffalo 4, N.Y. Rangers 1	Edwards/Thomas	R. Martin (BUF)
April 13, 1978	@ N.Y. Rangers 4, Buffalo 3 (OT)	Edwards/Davidson	Murdoch (NYR)
April 15, 1978	@ Buffalo 4, N.Y. Rangers 1	Edwards/Thomas	Ramsay (BUF)

(Philadelphia wins series 4 games to 1)

DATE	SCORE	GOALTENDERS	WINNING GOAL
April 17, 1978	@ Philadelphia 4, Buffalo 1	Edwards/Parent	Kelly (PHI)
April 19, 1978	@ Philadelphia 3, Buffalo 2	Edwards/Parent	MacLeish (PHI)
April 22, 1978	@ Buffalo 4, Philadelphia 1	Edwards/Parent	Perreault (BUF)
April 23, 1978	Philadelphia 4, @ Buffalo 2	Edwards/Parent	MacLeish (PHI)
April 25, 1978	@ Philadelphia 4, Buffalo 2	Edwards/Parent	Lonsberry (PHI)

**1979**

(Pittsburgh wins series 2 games to 1)

DATE	SCORE	GOALTENDERS	WINNING GOAL
April 11, 1978	@ Buffalo 4, N.Y. Rangers 1	Edwards/Thomas	R. Martin (BUF)
April 13, 1978	@ N.Y. Rangers 4, Buffalo 3 (OT)	Edwards/Davidson	Murdoch (NYR)
April 15, 1978	@ Buffalo 4, N.Y. Rangers 1	Edwards/Thomas	Ramsay (BUF)

**1980**

(Buffalo wins series 3 games to 1)

DATE	SCORE	GOALTENDERS	WINNING GOAL
April 8, 1980	@ Buffalo 2, Vancouver 1	Edwards/Bromley	Luce (BUF)
April 9, 1980	@ Buffalo 6, Vancouver 0	Sauve/Bromley-Hanlon	Ramsay (BUF)
April 11, 1980	@ Vancouver 5, Buffalo 4	Edwards/Hanlon-Bromley	Brasar (VAN)
April 12, 1980	Buffalo 3, @ Vancouver 1	Sauve/Bromley	Perreault (BUF)

(Buffalo wins series 4 games to 0)

DATE	SCORE	GOALTENDERS	WINNING GOAL
April 16, 1980	@ Buffalo 5, Chicago 0	Edwards/Esposito	Van Boxmeer (BUF)
April 17, 1980	@ Buffalo 6, Chicago 4	Sauve/Veisor	Gare (BUF)
April 19, 1980	Buffalo 2, @ Chicago 1	Edwards/Esposito	Dudley (BUF)
April 20, 1980	Buffalo 3, @ Chicago 2	Sauve/Esposito	Perreault (BUF)

(N.Y. Islanders win series 4 games to 2)

DATE	SCORE	GOALTENDERS	WINNING GOAL
April 29, 1980	N.Y. Islanders 4, @ Buffalo 1	Edwards/Smith	Bossy (NYI)
May 1, 1980	N.Y. Islanders 2, @ Buffalo 1 (2OT)	Sauve/Smith	Nystrom (NYI)
May 3, 1980	@ N.Y. Islanders 7, Buffalo 4	Edwards/Smith	Henning (NYI)
May 6, 1980	Buffalo 7, @ N.Y. Islanders 4	Sauve/Smith-Resch	Smith (BUF)
May 8, 1980	@ Buffalo 2, N.Y. Islanders 0	Sauve/Resch	Van Boxmeer (BUF)
May 10, 1980	@ N.Y. Islanders 5, Buffalo 2	Sauve/Smith	Lorimer (NYI)

**1981**

(Buffalo wins series 3 games to 0)

DATE	SCORE	GOALTENDERS	WINNING GOAL
April 8, 1981	@ Buffalo 3, Vancouver 2 (OT)	Edwards/Brodeur	Haworth (BUF)
April 9, 1981	@ Buffalo 5, Vancouver 2	Edwards/Brodeur	Gare (BUF)
April 11, 1981	Buffalo 5, @ Vancouver 3	Edwards/Brodeur	Ruff (BUF)

(Minnesota wins series 4 games to 1)

DATE	SCORE	GOALTENDERS	WINNING GOAL
April 16, 1981	Minnesota 4, @ Buffalo 3 (OT)	Edwards/Meloche	Payne (MIN)
April 17, 1981	Minnesota 5, @ Buffalo 2	Edwards/Meloche	Ciccarelli (MIN)
April 19, 1981	@ Minnesota 6, Buffalo 4	Edwards/Meloche	Broten (MIN)
April 20, 1981	Buffalo 5, @ Minnesota 4 (OT)	Edwards/Meloche	Ramsay (BUF)
April 22, 1981	Minnesota 4, @ Buffalo 3	Edwards/Beaupre	MacAdam (MIN)





## All-Time Playoff Results

**1982****(Boston wins series 3 games to 1)**

DATE	SCORE	GOALTENDERS	WINNING GOAL
April 7, 1982	@ Boston 3, Buffalo 1	Edwards/Moffat	Park (BOS)
April 8, 1982	@ Boston 7, Buffalo 3	Harrison/Moffat	Pederson (BOS)
April 10, 1982	@ Buffalo 5, Boston 2	Edwards/Moffat	Ramsay (BUF)
April 11, 1982	Boston 5, @ Buffalo 2	Edwards/Moffat	O'Reilly (BOS)

**1983****(Buffalo wins series 3 games to 0)**

DATE	SCORE	GOALTENDERS	WINNING GOAL
April 6, 1983	Buffalo 1, @ Montreal 0	Sauve/Wamsley	Peterson (BUF)
April 7, 1983	Buffalo 3, @ Montreal 0	Sauve/Wamsley-Sevigny	McCourt (BUF)
April 9, 1983	@ Buffalo 4, Montreal 2	Sauve/Wamsley	McKegney (BUF)

**(Boston wins series 4 games to 3)**

DATE	SCORE	GOALTENDERS	WINNING GOAL
April 14, 1983	Buffalo 7, @ Boston 4	Sauve/Peeters	McKegney (BUF)
April 15, 1983	@ Boston 5, Buffalo 3	Sauve/Peeters	Bourque (BOS)
April 17, 1983	@ Buffalo 4, Boston 3	Sauve/Peeters	Ramsay (BUF)
April 18, 1983	Boston 6, @ Buffalo 2	Sauve/Peeters	Middleton (BOS)
April 20, 1983	@ Boston 9, Buffalo 0	Sauve/Myre/Peeters	Crowder (BOS)
April 22, 1983	@ Buffalo 5, Boston 3	Sauve/Peeters	Ruff (BUF)
April 24, 1983	@ Boston 3, Buffalo 2 (OT)	Sauve/Peeters	Park (BOS)

**1984****(Boston wins series 4 games to 2)**

DATE	SCORE	GOALTENDERS	WINNING GOAL
April 6, 1988	@ Boston 7, Buffalo 3	Barrasso-Puppa/Lemelin	Kluzak (BOS)
April 7, 1988	@ Boston 4, Buffalo 1	Barrasso/Lemelin	Shoebottom (BOS)
April 9, 1988	@ Buffalo 6, Boston 2	Barrasso/Moog	Tucker (BUF)
April 10, 1988	@ Buffalo 6, Boston 5 (OT)	Puppa/Lemelin	Tucker (BUF)
April 12, 1988	@ Boston 5, Buffalo 4	Puppa/Lemelin	Middleton (BOS)
April 14, 1988	Boston 5, @ Buffalo 2	Barrasso/Moog	Plett (BOS)

**1985****(Quebec wins series 3 games to 2)**

DATE	SCORE	GOALTENDERS	WINNING GOAL
April 10, 1985	@ Quebec 5, Buffalo 2	Barrasso/Gosselin	A. Stastny (QUE)
April 11, 1985	@ Quebec 3, Buffalo 2	Barrasso/Gosselin	Rochefort (QUE)
April 13, 1985	@ Buffalo 6, Quebec 4	Barrasso/Gosselin	Andreychuk (BUF)
April 14, 1985	@ Buffalo 7, Quebec 4	Barrasso/Bouchard	Andreychuk (BUF)
April 16, 1985	@ Quebec 6, Buffalo 5	Barrasso/Gosselin	Ashton (QUE)

**1988****(Boston wins series 4 games to 2)**

DATE	SCORE	GOALTENDERS	WINNING GOAL
April 5, 1989	Buffalo 6, @ Boston 0	Cloutier/Lemelin	Foligno (BUF)
April 6, 1989	@ Boston 5, Buffalo 3	Malarchuk/Moog	Carpenter (BOS)
April 8, 1989	Boston 4, @ Buffalo 2	Cloutier/Moog	Neely (BOS)
April 9, 1989	Boston 3, @ Buffalo 2	Cloutier/Lemelin	Neely (BOS)
April 11, 1989	@ Boston 4, Buffalo 1	Cloutier/Moog	Neufeld (BOS)

**1989****(Boston wins series 4 games to 1)**

DATE	SCORE	GOALTENDERS	WINNING GOAL
April 5, 1989	Buffalo 6, @ Boston 0	Cloutier/Lemelin	Foligno (BUF)
April 6, 1989	@ Boston 5, Buffalo 3	Malarchuk/Moog	Carpenter (BOS)
April 8, 1989	Boston 4, @ Buffalo 2	Cloutier/Moog	Neely (BOS)
April 9, 1989	Boston 3, @ Buffalo 2	Cloutier/Lemelin	Neely (BOS)
April 11, 1989	@ Boston 4, Buffalo 1	Cloutier/Moog	Neufeld (BOS)





## All-Time Playoff Results

**1990**

(Montreal wins series 4 games to 2)

DATE	SCORE	GOALTENDERS	WINNING GOAL
April 5, 1990	@ Buffalo 4, Montreal 1	Puppa/Roy	Vaive (BUF)
April 7, 1990	Montreal 3, @ Buffalo 0	Puppa/Roy	Naslund (MON)
April 9, 1990	@ Montreal 2, Buffalo 1 (OT)	Puppa/Roy	Skrudland (MON)
April 11, 1990	Buffalo 4, @ Montreal 2	Puppa/Roy	Turgeon (BUF)
April 13, 1990	Montreal 4, @ Buffalo 2	Puppa/Roy	Richer (MON)
April 15, 1990	@ Montreal 5, Buffalo 2	Puppa/Roy	Lemieux (MON)

**1991**

(Montreal wins series 4 games to 2)

DATE	SCORE	GOALTENDERS	WINNING GOAL
April 3, 1991	@ Montreal 7, Buffalo 5	Puppa-Wakaluk/Roy	Gilchrist (MON)
April 5, 1991	@ Montreal 5, Buffalo 4	Puppa/Roy	Carbonneau (MON)
April 7, 1991	@ Buffalo 5, Montreal 4	Malarchuk/Roy	Ramsey (BUF)
April 9, 1991	@ Buffalo 6, Montreal 4	Malarchuk/Roy-Racicot	Ray (BUF)
April 11, 1991	@ Montreal 4, Buffalo 3 (OT)	Malarchuk/Roy	Courtnall (MON)
April 13, 1991	Montreal 5, @ Buffalo 1	Malarchuk/Roy-Racicot	Corson (MON)

**1992**

(Boston wins series 4 games to 3)

DATE	SCORE	GOALTENDERS	WINNING GOAL
April 19, 1992	Buffalo 3, @ Boston 2	Draper/Moog	Bodger (BUF)
April 21, 1992	@ Boston 3, Buffalo 2 (OT)	Draper/Moog	Oates (BOS)
April 23, 1992	Boston 3, @ Buffalo 2	Draper/Moog	Oates (BOS)
April 25, 1992	Boston 5, @ Buffalo 4 (OT)	Draper/Moog	Donato (BOS)
April 27, 1992	Buffalo 2, @ Boston 0	Draper/Moog	LaFontaine (BUF)
April 29, 1992	@ Buffalo 9, Boston 3	Draper/Moog-Lemelin	May (BUF)
May 1, 1992	@ Boston 3, Buffalo 2	Draper/Moog	Reid (BUF)

**1993**

(Buffalo wins series 4 games to 0)

DATE	SCORE	GOALTENDERS	WINNING GOAL
April 18, 1993	Buffalo 5, @ Boston 4 (OT)	Fuhr/Moog	Sweeney (BUF)
April 20, 1993	Buffalo 4, @ Boston 0	Fuhr/Moog-Blue	Presley (BUF)
April 22, 1993	@ Buffalo 4, Boston 3 (OT)	Fuhr/Blue	Khmylev (BUF)
April 24, 1993	@ Buffalo 6, Boston 5 (OT)	Fuhr-Hasek/Moog	May (BUF)

**1993**

(Montreal wins series 4 games to 0)

DATE	SCORE	GOALTENDERS	WINNING GOAL
May 2, 1993	@ Montreal 4, Buffalo 3	Fuhr/Roy	Damphousse (MON)
May 4, 1993	@ Montreal 4, Buffalo 3 (OT)	Fuhr/Roy	Carbonneau (MON)
May 6, 1993	Montreal 4, @ Buffalo 3 (OT)	Fuhr/Roy	Dionne (MON)
May 8, 1993	Montreal 4, @ Buffalo 3 (OT)	Fuhr/Roy	Muller (MON)

**1994**

(New Jersey wins series 4 games to 3)

DATE	SCORE	GOALTENDERS	WINNING GOAL
April 17, 1994	Buffalo 2, @ New Jersey 0	Hasek/Brodeur	Simon (BUF)
April 19, 1994	@ New Jersey 2, Buffalo 1	Hasek/Brodeur	Stevens (NJ)
April 21, 1994	New Jersey 2, @ Buffalo 1	Hasek/Brodeur	Albelin (NJ)
April 23, 1994	@ Buffalo 5, New Jersey 3	Hasek/Brodeur	Presley (BUF)
April 25, 1994	@ New Jersey 5, Buffalo 3	Hasek/Brodeur	Lemieux (NJ)
April 27, 1994	@ Buffalo 1, New Jersey 0 (4OT)	Hasek/Brodeur	Hannan (BUF)
April 29, 1994	@ New Jersey 2, Buffalo 1	Hasek/Brodeur	Lemieux (NJ)

**1995**

(Philadelphia wins series 4 games to 1)

DATE	SCORE	GOALTENDERS	WINNING GOAL
May 7, 1995	@ Philadelphia 4, Buffalo 3 (OT)	Hasek/Hextall	Dykhuis (PHI)
May 8, 1995	@ Philadelphia 3, Buffalo 1	Hasek/Hextall	DiMaio (PHI)
May 10, 1995	@ Buffalo 3, Philadelphia 1	Hasek/Hextall	Presley (BUF)
May 12, 1995	Philadelphia 4, @ Buffalo 2	Hasek/Hextall	Desjardins (PHI)
May 14, 1995	@ Philadelphia 6, Buffalo 4	Hasek/Hextall	LeClair (PHI)





## All-Time Playoff Results

**1997**

(Buffalo wins series 4 games to 3)

DATE	SCORE	GOALTENDERS	WINNING GOAL
April 17, 1997	@ Buffalo 3, Ottawa 1	Hasek/Tugnutt	Plante (BUF)
April 19, 1997	Ottawa 3, @ Buffalo 1	Hasek/Tugnutt	Duchesne (OTT)
April 21, 1997	Buffalo 3, @ Ottawa 2	Hasek-Shields/Tugnutt	Ward (BUF)
April 23, 1997	@ Ottawa 1, Buffalo 0 (OT)	Shields/Tugnutt	Alfredsson (OTT)
April 25, 1997	Ottawa 4, @ Buffalo 1	Shields-Trefilov/Tugnutt	Alfredsson (OTT)
April 27, 1997	Buffalo 3, @ Ottawa 0	Shields/Tugnutt	Holzinger (BUF)
April 29, 1997	@ Buffalo 3, Ottawa 2 (OT)	Shields/Tugnutt	Plante (BUF)

(Philadelphia wins series 4 games to 1)

DATE	SCORE	GOALTENDERS	WINNING GOAL
May 3, 1997	Philadelphia 5, @ Buffalo 3	Shields/Snow	Podein (PHI)
May 5, 1997	Philadelphia 2, @ Buffalo 1	Shields/Snow	Therien (PHI)
May 7, 1997	@ Philadelphia 4, Buffalo 1	Shields/Snow	Hawerchuk (PHI)
May 9, 1997	Buffalo 5, @ Philadelphia 4 (OT)	Shields/Snow	Ronan (BUF)
May 11, 1997	Philadelphia 6, @ Buffalo 3	Shields/Hextall	Zubrus (PHI)

**1998**

(Buffalo wins series 4 games to 1)

DATE	SCORE	GOALTENDERS	WINNING GOAL
April 22, 1998	Buffalo 3, @ Philadelphia 2	Hasek/Burke	Audette (BUF)
April 24, 1998	@ Philadelphia 3, Buffalo 2	Hasek/Burke	LeClair (PHI)
April 27, 1998	@ Buffalo 6, Philadelphia 1	Hasek/Burke-Hextall	Grosek (BUF)
April 29, 1998	@ Buffalo 4, Philadelphia 1	Hasek/Burke	Satan (BUF)
May 1, 1998	Buffalo 3, @ Philadelphia 2 (OT)	Hasek/Burke	Grosek (BUF)

(Buffalo wins series 4 games to 0)

DATE	SCORE	GOALTENDERS	WINNING GOAL
May 8, 1998	@ Buffalo 3, Montreal 2 (OT)	Hasek/Moog	Sanderson (BUF)
May 10, 1998	@ Buffalo 6, Montreal 3	Hasek/Moog-Thibault	Barnaby (BUF)
May 12, 1998	Buffalo 5, @ Montreal 4 (2OT)	Hasek/Thibault-Theodore	Peca (BUF)
May 14, 1998	Buffalo 3, @ Montreal 1	Hasek/Moog-Theodore	Audette (BUF)

(Washington wins series 4 games to 2)

DATE	SCORE	GOALTENDERS	WINNING GOAL
May 23, 1998	Buffalo 2, @ Washington 0	Hasek/Kolzig	Grosek (BUF)
May 25, 1998	@ Washington 3, Buffalo 2 (OT)	Hasek/Kolzig	Krygier (WSH)
May 28, 1998	Washington 4, @ Buffalo 3 (OT)	Hasek/Kolzig	Bondra (WSH)
May 30, 1998	Washington 2, @ Buffalo 0	Hasek/Kolzig	Berube (WSH)
June 2, 1998	Buffalo 2, @ Washington 1	Hasek/Kolzig	Woolley (BUF)
June 4, 1998	Washington 3, @ Buffalo 2 (OT)	Hasek/Kolzig	Juneau (WSH)

**1999**

(Buffalo wins series 4 games to 0)

DATE	SCORE	GOALTENDERS	WINNING GOAL
April 21, 1999	Buffalo 2, @ Ottawa 1	Hasek/Tugnutt	Brown (BUF)
April 23, 1999	Buffalo 3, @ Ottawa 2 (2OT)	Hasek/Rhodes	Satan (BUF)
April 25, 1999	@ Buffalo 3, Ottawa 0	Hasek/Rhodes	Ward (BUF)
April 27, 1999	@ Buffalo 4, Ottawa 3	Hasek/Tugnutt	Zhitnik (BUF)

(Buffalo wins series 4 games to 2)

DATE	SCORE	GOALTENDERS	WINNING GOAL
May 6, 1999	@ Boston 4, Buffalo 2	Hasek/Dafoe	Thornton (BOS)
May 9, 1999	Buffalo 3, @ Boston 1	Hasek/Dafoe	Brown (BUF)
May 12, 1999	@ Buffalo 3, Boston 2	Hasek/Dafoe	Ward (BUF)
May 14, 1999	@ Buffalo 3, Boston 0	Hasek/Dafoe	Zhitnik (BUF)
May 16, 1999	@ Boston 5, Buffalo 3	Hasek-Roloson/Dafoe	Khristich (BOS)
May 18, 1999	@ Buffalo 3, Boston 2	Hasek/Dafoe	Brown (BUF)





## All-Time Playoff Results

**1999** (continued)

(Buffalo wins series 4 games to 1)

DATE	SCORE	GOALTENDERS	WINNING GOAL
May 23, 1999	Buffalo 5, @ Toronto 4	Roloson/Joseph	Sanderson (BUF)
May 25, 1999	@ Toronto 6, Buffalo 3	Roloson/Joseph	Perreault (TOR)
May 27, 1999	@ Buffalo 4, Toronto 2	Hasek-Roloson/Joseph	Barnes (BUF)
May 29, 1999	@ Buffalo 5, Toronto 2	Hasek/Joseph-Healy	Ray (BUF)
May 31, 1999	Buffalo 4, @ Toronto 2	Hasek/Joseph	Rasmussen (BUF)

(Dallas wins series 4 games to 2)

DATE	SCORE	GOALTENDERS	WINNING GOAL
June 8, 1999	Buffalo 3, @ Dallas 2 (OT)	Hasek/Belfour	Woolley (BUF)
June 10, 1999	@ Dallas 4, Buffalo 2	Hasek/Belfour	Hull (DAL)
June 12, 1999	Dallas 2, @ Buffalo 1	Hasek/Belfour	Nieuwendyk (DAL)
June 15, 1999	@ Buffalo 2, Dallas 1	Hasek/Belfour	Ward (BUF)
June 17, 1999	@ Dallas 2, Buffalo 0	Hasek/Belfour	Sydor (DAL)
June 19, 1999	Dallas 2, @ Buffalo 1 (3OT)	Hasek/Belfour	Hull (DAL)

**2000**

(Philadelphia wins series 4 games to 1)

DATE	SCORE	GOALTENDERS	WINNING GOAL
April 13, 2000	@ Philadelphia 3, Buffalo 2	Hasek/Boucher	Gagne (PHI)
April 14, 2000	@ Philadelphia 2, Buffalo 1	Hasek/Boucher	Desjardins (PHI)
April 16, 2000	Philadelphia 2, @ Buffalo 0	Hasek/Boucher	LeClair (PHI)
April 18, 2000	@ Buffalo 3, Philadelphia 2 (OT)	Hasek/Boucher	Barnes (BUF)
April 20, 2000	@ Philadelphia 5, Buffalo 2	Hasek/Boucher	Langkow (PHI)

**2001**

(Buffalo wins series 4 games to 2)

DATE	SCORE	GOALTENDERS	WINNING GOAL
April 11, 2001	Buffalo 2, @ Philadelphia 1	Hasek/Cechmanek	Gilmour (BUF)
April 14, 2001	Buffalo 3, @ Philadelphia 3 (OT)	Hasek/Cechmanek	McKee (BUF)
April 16, 2001	Philadelphia 3, @ Buffalo 2	Hasek/Cechmanek	Delmore (PHI)
April 17, 2001	@ Buffalo 4, Philadelphia 3 (OT)	Hasek/Cechmanek	Brown (BUF)
April 19, 2001	@ Philadelphia 3, Buffalo 1	Hasek/Cechmanek	Recchi (PHI)
April 21, 2001	@ Buffalo 8, Philadelphia 0	Hasek/Cechmanek & Boucher	Gratton (BUF)

(Pittsburgh wins series 4 games to 3)

DATE	SCORE	GOALTENDERS	WINNING GOAL
April 26, 2001	Pittsburgh 3, @ Buffalo 0	Hasek/Hedberg	Lemieux (PIT)
April 28, 2001	Pittsburgh 3 @ Buffalo 1	Hasek/Hedberg	Ference (PIT)
April 30, 2001	Buffalo 4, @ Pittsburgh 1	Hasek/Hedberg	Woolley (BUF)
May 2, 2001	Buffalo 5, @ Pittsburgh 2	Hasek/Hedberg	Barnes (BUF)
May 5, 2001	@ Buffalo 3, Pittsburgh 2 (OT)	Hasek/Hedberg	Barnes (BUF)
May 8, 2001	@ Pittsburgh 3, Buffalo 2 (OT)	Hasek/Hedberg	Straka (PIT)
May 10, 2001	Pittsburgh 3, @ Buffalo 2 (OT)	Hasek/Hedberg & Aubin	Kasparaitis (PIT)

**2006**

(Buffalo wins series 4 games to 2)

DATE	SCORE	GOALTENDERS	WINNING GOAL
April 22, 2006	@ Buffalo 3, Philadelphia 2 (2OT)	Miller/Esche	Briere (BUF)
April 24, 2006	@ Buffalo 8, Philadelphia 2	Miller/Esche-Niitymaki	Kotalik (BUF)
April 26, 2006	@ Philadelphia 4, Buffalo 2	Esche/Miller	Forsberg (PHI)
April 28, 2006	@ Philadelphia 5, Buffalo 4	Esche/Miller	Forsberg (PHI)
April 30, 2006	@ Buffalo 3, Philadelphia 0	Miller/Esche	Connolly (BUF)
May 2, 2006	Buffalo 7, @ Philadelphia 1	Miller/Esche-Niitymaki	Kotalik (BUF)

(Buffalo wins series 4 games to 1)

DATE	SCORE	GOALTENDERS	WINNING GOAL
May 5, 2006	Buffalo 7, @ Ottawa 6 (OT)	Miller/Emery	Drury (BUF)
May 8, 2006	Buffalo 2, @ Ottawa 1	Miller/Emery	Hecht (BUF)
May 10, 2006	@ Buffalo 3, Ottawa 2 (OT)	Miller/Emery	Dumont (BUF)
May 11, 2006	Ottawa 2, @ Buffalo 1	Emery/Miller	Redden (OTT)
May 13, 2006	Buffalo 3, @ Ottawa 2 (OT)	Miller/Emery	Pominville (BUF)





## All-Time Playoff Results

**2006** (continued)

(Carolina wins series 4 games to 3)

DATE	SCORE	GOALTENDERS	WINNING GOAL
May 20, 2006	Buffalo 3, @ Carolina 2	Miller/Ward	McKee (BUF)
May 22, 2006	@ Carolina 4, Buffalo 3	Ward/Miller	Williams (CAR)
May 24, 2006	@ Buffalo 4, Carolina 3	Miller/Ward-Gerber	Kotalik (BUF)
May 26, 2006	Carolina 4, @ Buffalo 0	Gerber/Miller	Recchi (CAR)
May 28, 2006	@ Carolina 4, Buffalo 3 (OT)	Gerber-Ward/Miller	Stillman (CAR)
May 30, 2006	@ Buffalo 2, Carolina 1 (OT)	Miller/Ward	Briere (BUF)
June 1, 2006	@ Carolina 4, Buffalo 2	Ward/Miller	Brind'Amour (CAR)

**2007**

(Buffalo wins series 4 games to 1)

DATE	SCORE	GOALTENDERS	WINNING GOAL
April 12, 2007	@ Buffalo 4, NY Islanders 1	Miller/Dubielwicz	Drury (Buf.)
April 14, 2007	NY Islanders 3, @ Buffalo 2	DiPietro/Miller	Bergeron (NYI)
April 16, 2007	Buffalo 3, @ NY Islanders 2	Miller/DiPietro	Briere (Buf.)
April 18, 2007	Buffalo 4, @ NY Islanders 2	Miller/DiPietro	Drury (Phil.)
April 20, 2007	@ Buffalo 4, NY Islanders 3	Miller/DiPietro	Afinogenov (Buf.)

(Buffalo wins series 4 games to 2)

DATE	SCORE	GOALTENDERS	WINNING GOAL
April 25, 2007	@ Buffalo 5, NY Rangers 2	Miller/Lundqvist	Vanek (Buf.)
April 27, 2007	@ Buffalo 3, NY Rangers 2	Miller/Lundqvist	Vanek (Buf.)
April 29, 2007	@ NY Rangers 2, Buffalo 1 (OT)	Lundqvist/Miller	Rozsival (NYR)
May 1, 2007	@ NY Rangers 2, Buffalo 1	Lundqvist/Miller	Shanahan (NYR)
May 4, 2007	@ Buffalo 2, NY Rangers 1 (OT)	Miller/Lundqvist	Afinogenov (Buf.)
May 6, 2007	Buffalo 5, @ NY Rangers 4	Miller/Lundqvist	Hecht (Buf.)

(Ottawa wins series 4 games to 1)

DATE	SCORE	GOALTENDERS	WINNING GOAL
May 10, 2007	Ottawa 5, @ Buffalo 2	Emery/Miller	Saprykin (Ott.)
May 12, 2007	Ottawa 4, @ Buffalo 3 (2OT)	Emery/Miller	Corvo (Ott.)
May 14, 2007	@ Ottawa 1, Buffalo 0	Emery/Miller	Alfredsson (Ott.)
May 16, 2007	Buffalo 3, @ Ottawa 2	Miller/Emery	Drury (Buf.)
May 19, 2007	Ottawa 3, @ Buffalo 2 (OT)	Emery/Miller	Alfredsson (Ott.)





## Sabres Overtime History in the Playoffs

DATE	OPPONENT	SCORER	SCORE	TIME
April 10, 1973	@ Montreal	Rene Robert	3-2 Buf.	9:18
April 17, 1975	@ Chicago	Stan Mikita	5-4 Chi.	2:31
April 27, 1975	Montreal	Danny Gare	6-5 Buf.	4:42
May 6, 1975	Montreal	Rene Robert	5-4 Buf.	5:56
May 20, 1975	Philadelphia	Rene Robert	5-4 Buf.	18:29
April 8, 1976	St. Louis	Danny Gare	3-2 Buf.	11:43
April 9, 1976	St. Louis	Don Luce	2-1 Buf.	14:27
April 13, 1976	N.Y. Islanders	Danny Gare	3-2 Buf.	14:04
April 13, 1978	@ N.Y. Rangers	Don Murdoch	4-3 N.Y.	1:37
April 14, 1979	Pittsburgh	George Ferguson	4-3 Pit.	:47
May 1, 1980	N.Y. Islanders	Bob Nystrom	2-1 N.Y.	21:20
April 8, 1981	Vancouver	Alan Haworth	3-2 Buf.	5:00
April 16, 1981	Minnesota	Steve Payne	4-3 Min.	:22
April 20, 1981	@ Minnesota	Craig Ramsay	5-4 Buf.	16:32
April 24, 1983	@ Boston	Brad Park	3-2 Bos.	1:52
April 10, 1988	Boston	John Tucker	6-5 Buf.	5:32
April 9, 1990	@ Montreal	Brian Skrudland	2-1 Mtl.	12:35
April 11, 1991	@ Montreal	Russ Courtnall	4-3 Mtl.	5:56
April 21, 1992	@ Boston	Adam Oates	3-2 Bos.	11:14
April 25, 1992	Boston	Ted Donato	5-4 Bos.	2:08
April 18, 1993	@ Boston	Bob Sweeney	5-4 Buf.	11:03
April 22, 1993	Boston	Yuri Khmylev	4-3 Buf.	1:05
April 24, 1993	Boston	Brad May	6-5 Buf.	4:48
May 4, 1993	@ Montreal	Guy Carbonneau	4-3 Mtl.	2:50
May 6, 1993	Montreal	Gilbert Dionne	4-3 Mtl.	8:28
May 8, 1993	Montreal	Kirk Muller	4-3 Mtl.	11:37
April 27, 1994	New Jersey	Dave Hannan	1-0 Buf.	65:43
May 7, 1995	@ Philadelphia	Karl Dykhuis	4-3 Phi.	10:06
April 23, 1997	@ Ottawa	Daniel Alfredsson	1-0 Ott.	2:34
April 29, 1997	Ottawa	Derek Plante	3-2 Buf.	5:24
May 9, 1997	@ Philadelphia	Ed Ronan	5-4 Buf.	6:24
May 1, 1998	@ Philadelphia	Michal Grosek	3-2 Buf.	5:40
May 8, 1998	Montreal	Geoff Sanderson	3-2 Buf.	2:37
May 12, 1998	@ Montreal	Michael Peca	5-4 Buf.	21:24
May 25, 1998	@ Washington	Todd Krygier	3-2 Wsh.	3:01
May 28, 1998	Washington	Peter Bondra	4-3 Wsh.	9:37
June 4, 1998	Washington	Joe Juneau	3-2 Wsh.	6:24
April 23, 1999	@ Ottawa	Miroslav Satan	3-2 Buf.	30:35
June 8, 1999	@ Dallas	Jason Woolley	3-2 Buf.	15:30
June 19, 1999	Dallas	Brett Hull	2-1 Dal.	54:51
April 18, 2000	@ Philadelphia	Stu Barnes	3-2 Buf.	4:42
April 14, 2001	@ Philadelphia	Jay McKee	4-3 Buf.	18:02
April 17, 2001	Philadelphia	Curtis Brown	4-3 Buf.	6:13
May 5, 2001	Pittsburgh	Stu Barnes	3-2 Buf.	8:34
May 8, 2001	@ Pittsburgh	Martin Straka	3-2 Pit.	11:29
May 10, 2001	Pittsburgh	Darius Kasparitis	3-2 Pit.	13:01
April 22, 2006	Philadelphia	Daniel Briere	3-2 Buf.	27:31
May 5, 2006	@ Ottawa	Chris Drury	7-6 Buf.	0:18
May 10, 2006	Ottawa	J-P Dumont	3-2 Buf.	5:05
May 13, 2006	@ Ottawa	Jason Pominville	3-2 Buf.	2:26
May 28, 2006	@ Carolina	Cory Stillman	4-3 Car.	8:46
May 30, 2006	Carolina	Daniel Briere	2-1 Buf.	4:22
April 29, 2007	@ NY Rangers	Michal Rozsival	2-1 NYR	36:43
May 4, 2007	NY Rangers	Maxim Afinogenov	2-1 Buf.	4:39
May 12, 2007	Ottawa	Joe Corvo	4-3 Ott.	24:58
May 19, 2007	Ottawa	Daniel Alfredsson	3-2 Ott.	9:32

Sabres are 31-25 in overtime games during the playoffs (20-12 at home and 11-13 on road). Overtime goals have ended a Sabres' playoff series 11 times (April 9, 1976; April 14, 1979; April 24, 1983; April 24, 1993; May 8, 1993; April 29, 1997; May 1, 1998; June 4, 1998; June 19, 1999; May 10, 2001; May 13, 2006 and May 19, 2007).





### Sabres Playoff Hat Tricks

YEAR	NO.	PLAYER	OPPONENT	SCORE	DATE	PLACE	GOALIE(S)
1977 (1)	1.	Jim Lorentz	Minnesota	7-1 W	4-7-77	MIN	Pete LoPresti (2) Gary Smith (1)
1980 (1)	2.	Gil Perreault	N.Y. Islanders	7-4 W	5-6-80	NY	Billy Smith (2) Empty Net (1)
1985 (1)	3.	Dave Andreychuk	Quebec	7-4 W	4-14-85	BUF	Dan Bouchard
1988 (1) #	*4.	John Tucker	Boston	6-2 W	4-9-88	BUF	Andy Moog
1998 (1) #	*5.	Matthew Barnaby	Montreal	6-3 W	5-10-98	BUF	Andy Moog (2) Empty Net (1)
2006 (1)	6.	J.P. Dumont	Philadelphia	8-2 W	4-24-06	BUF	Robert Esche (3)**
2006 (1)	7.	Jason Pominville	Philadelphia	8-2 W	4-24-06	BUF	A. Niitymaki (3)**

\* - indicates 4-goal game.

# - indicates three consecutive and uninterrupted goals (true or natural hat trick). Note: John Tucker's final three scores of a four-goal game vs. Boston on 4-9-88 (6-2 W) were consecutive and uninterrupted.

\*\* - Esche allowed goals by Dumont (2) and Pominville (1); Niitymaki allowed goals by Dumont (1) and Pominville (2)

Note: Figure in brackets for scorer indicates accumulative total with the Sabres in the playoffs.

### Playoff Hat Tricks Against the Sabres

YEAR	NO.	PLAYER	OPPONENT	SCORE	DATE	PLACE	GOALIE(S)
1973 (1)	1.	Yvan Cournoyer	Montreal	3-7 L	4-5-73	MON	Dave Dryden
1975 (1)	2.	Guy Lafleur	Montreal	0-7 L	5-1-75	MON	Roger Crozier (1) Gerry Desjardins (2)
1982 (1)	3.	Barry Pederson	Boston	3-7 L	4-8-82	MON	Don Edwards

\* - indicates 4-goal game.

# - indicates three consecutive and uninterrupted goals (true or natural hat trick).

Note: Figure in brackets for scorer indicates accumulative total against the Sabres in the playoffs.

### Playoff Shutouts for the Sabres

YEAR	NO.	GOALTENDER	OPPONENT	SCORE	DATE	PLACE	SAVES
1980 (3)	1.	Bob Sauve	Vancouver	6-0	4-9-80	Buffalo	22
	2.	Don Edwards	Chicago	5-0	4-16-80	Buffalo	17
	3.	Bob Sauve (2)	N.Y. Islanders	2-0	5-8-80	Buffalo	22
1983 (2)	4.	Bob Sauve (3)	Montreal	1-0	4-6-83	Montreal	24
	5.	Bob Sauve (4)	Montreal	3-0	4-7-83	Montreal	22
1989 (1)	6.	Jacques Cloutier	Boston	6-0	4-5-89	Boston	29
1992 (1)	7.	Tom Draper	Boston	2-0	4-27-92	Boston	28
1993 (1)	8.	Grant Fuhr	Boston	4-0	4-20-93	Boston	34
1994 (2)	9.	Dominik Hasek	New Jersey	2-0	4-17-94	New Jersey	30
	10.	Dominik Hasek (2)	New Jersey	1-0	4-27-94	Buffalo	70
1997 (1)	11.	Steve Shields	Ottawa	3-0	4-27-97	Ottawa	31
1998 (1)	12.	Dominik Hasek (3)	Washington	2-0	5-23-98	Washington	19
1999 (2)	13.	Dominik Hasek (4)	Ottawa	3-0	4-25-99	Buffalo	31
	14.	Dominik Hasek (5)	Boston	3-0	5-14-99	Buffalo	24
2000 (1)	15.	Dominik Hasek (6)	Philadelphia	8-0	4-21-01	Buffalo	24
2006 (1)	16.	Ryan Miller	Philadelphia	3-0	4-30-06	Buffalo	24

Note: Figure in brackets for goaltender indicates accumulative total with the Sabres in the playoffs.

### Playoff Shutouts Against the Sabres

YEAR	NO.	GOALTENDER	OPPONENT	SCORE	DATE	PLACE	SAVES
1975 (2)	1.	Ken Dryden	Montreal	7-0	5-1-75	Montreal	27
	2.	Bernie Parent	Philadelphia	2-0	5-27-75	Buffalo	32
1983 (1)	3.	Pete Peeters	Boston	9-0	4-20-83	Boston	27
1990 (1)	4.	Patrick Roy	Montreal	3-0	4-7-90	Buffalo	26
1997 (1)	5.	Ron Tugnutt	Ottawa	1-0	4-23-97	Ottawa	17
1998 (1)	6.	Olaf Kolzig	Washington	2-0	5-30-98	Buffalo	30
1999 (1)	7.	Ed Belfour	Dallas	2-0	6-17-99	Dallas	23
2000 (1)	8.	Brian Boucher	Philadelphia	2-0	4-16-00	Buffalo	17
2001 (1)	9.	Johan Hedberg	Pittsburgh	3-0	4-26-01	Buffalo	25
2006 (1)	10.	Martin Gerber	Carolina	4-0	5-26-06	Buffalo	22
2007 (1)	11.	Ray Emery	Ottawa	1-0	5-14-07	Ottawa	15

Note: Figure in brackets for goaltender indicates accumulative total against the Sabres in the playoffs.





Sabres Career Playoff Leaders

Games Played	Total
Gilbert Perreault.....	90
Craig Ramsay.....	89
Richard Smehlik.....	83
Bill Hajt.....	80
Jim Schoenfeld.....	75
Mike Ramsey.....	72
Alexei Zhitnik.....	70
Don Luce.....	62
Rick Martin.....	62
Donald Audette.....	61

Goals	Total
Gilbert Perreault.....	33
Rick Martin.....	24
Danny Gare.....	24
Rene Robert.....	22
Chris Drury.....	17
Don Luce.....	17
Craig Ramsay.....	17
Donald Audette.....	15
Stu Barnes.....	14
Curtis Brown.....	14

Assists	Total
Gilbert Perreault.....	70
Craig Ramsay.....	31
Rick Martin.....	29
Jason Woolley.....	27
Dale Hawerchuk.....	25
Daniel Briere.....	23
Donald Audette.....	23
Dave Andreychuk.....	22
Miroslav Satan.....	21
Alexei Zhitnik.....	21
Danny Gare.....	21

Points	Total
Gilbert Perreault.....	103
Rick Martin.....	53
Craig Ramsay.....	48
Danny Gare.....	44
Rene Robert.....	39
Donald Audette.....	38
Dave Andreychuk.....	35
Daniel Briere.....	34
Dale Hawerchuk.....	34
Miroslav Satan.....	34
Jason Woolley.....	34

Shorthanded Goals	Total
Dixon Ward.....	3
Curtis Brown.....	2
Brian Holzinger.....	2
Don Luce.....	2
Wayne Presley.....	2
Craig Ramsay.....	2
Eleven Players Tied.....	1

Game Winning Goals	Total
Gilbert Perreault.....	5
Danny Gare.....	5
Chris Drury.....	4
Stu Barnes.....	4
Curtis Brown.....	4
Rick Martin.....	4
Craig Ramsay.....	4
Rene Robert.....	4
Daniel Briere.....	3
Ales Kotalik.....	3

Penalty Minutes	Total
Rob Ray.....	167
Lindy Ruff.....	164
Mike Ramsey.....	158
Jim Schoenfeld.....	151
Danny Gare.....	147
Mike Poligno.....	143
Alexei Zhitnik.....	126
Mike Hartman.....	104
Larry Playfair.....	97
Kevin Maguire.....	86
Matthew Barnaby.....	79

Power Play Goals	Total
Rick Martin.....	12
Gilbert Perreault.....	9
Stu Barnes.....	8
Danny Gare.....	8
Donald Audette.....	7
Pat LaFontaine.....	7
Rick Vaive.....	7
Miroslav Satan.....	6
Alexei Zhitnik.....	6
Four Players Tied.....	5

Goalie Games	Total
Dominik Hasek.....	68
<b>Ryan Miller.....</b>	<b>34</b>
Don Edwards.....	31
Gerry Desjardins.....	25
Bob Sauve.....	23
Ryan Miller.....	18
Tom Barrasso.....	12
Daren Puppa.....	11
Steve Shields.....	10
Roger Crozier.....	9
Grant Fuhr.....	8

Goalie Wins	Total
Dominik Hasek.....	37
<b>Ryan Miller.....</b>	<b>20</b>
Don Edwards.....	13
Bob Sauve.....	13
Gerry Desjardins.....	11
Roger Crozier.....	5
Grant Fuhr.....	4
Steve Shields.....	4
Tom Barrasso.....	3
Tom Draper.....	3
Daren Puppa.....	3

Goalie Wins	Total
Dominik Hasek.....	4,290
Ryan Miller.....	2,151
Don Edwards.....	1,859
Gerry Desjardins.....	1,382
Bob Sauve.....	1,268
Ryan Miller.....	1,123
Tom Barrasso.....	663
Daren Puppa.....	593
Steve Shields.....	570
Roger Crozier.....	541
Grant Fuhr.....	474
Tom Draper.....	433

Goalie Wins	Total
Dominik Hasek.....	6
Bob Sauve.....	4
Jacques Cloutier, Tom Draper.....	1
Don Edwards, Grant Fuhr, Steve Shields.....	1
<b>Ryan Miller.....</b>	<b>1</b>





## Sabres Individual Playoff Records

### One Playoff Year

#### Most Goals

10 Gil Perreault (1980)

#### Most Goals by Defenseman

4 Mike Ramsey (1983)  
Jason Woolley (1999)  
Alexei Zhitnik (1999)

#### Most Assists

12 Daniel Briere (2007)

#### Most Points

21 Gil Perreault (1980)

#### Most Penalty Minutes

56 Rob Ray (1991)

#### Most Power-Play Goals

5 Rick Martin (1975)  
Pat LaFontaine (1992)  
Chris Drury (2006)

#### Most Short-Handed Goals

2 Dixon Ward (1999)  
Curtis Brown (2001)

#### Most Minutes Played by Goaltender

1217 Dominik Hasek (1999)

#### Longest Shutout Sequence by Goaltender

147:25 Bob Sauve (4-6-83 to 4-9-83 vs. Montreal)

#### Most Shots on Goal

66 Gil Perreault (1975)

#### Most Consecutive Goal-Scoring Games

7 Pat LaFontaine (1992)

#### Most Point-Scoring Games in Succession

8 Dale Hawerchuk (1993)  
Donald Audette (1998)

### One Playoff Series

#### Most Goals

8 Pat LaFontaine (1992 vs. Boston)

#### Most Assists

7 Gil Perreault (1973 vs. Montreal;  
1982 vs. Boston, 1983 vs. Boston)  
Dale Hawerchuk (1994 vs. New Jersey)  
Miroslav Satan (2001 vs. Philadelphia)

#### Most Points

11 Pat LaFontaine (1992 vs. Boston)

#### Most Penalty Minutes

56 Rob Ray (1991 vs. Montreal)

#### Most Power-Play Goals

5 Pat LaFontaine (1992 vs. Boston)

#### Most Short-Handed Goals

2 Dixon Ward (1999 vs. Toronto)  
Curtis Brown (2001 vs. Pittsburgh)

#### Most Minutes Played by Goaltender

484 Dominik Hasek (1994 vs. New Jersey)

#### Most Shots on Goal

38 Rick Martin (1973 vs. Montreal)

#### Most Goals by Opposing Player

7 Guy Lafleur (1975 vs. Montreal)  
Barry Pederson (1983 vs. Boston)

#### Most Assists by Opposing Player

14 Rick Middleton (1983 vs. Boston)

#### Most Points by Opposing Player

18 Rick Middleton (1983 vs. Boston)

### One Stanley Cup Final Series

(1975 vs. Philadelphia, 6 games-1999 vs. Dallas, 6 games)

#### Most Goals

3 Stu Barnes (1999 vs. Dallas)

#### Most Assists

4 Rick Martin (1975 vs. Philadelphia)

#### Most Points

6 Rick Martin (1975 vs. Philadelphia)

#### Most Penalty Minutes

18 Alexei Zhitnik (1999 vs. Dallas)

#### Most Power-Play Goals

1 Jerry Korab (1975 vs. Philadelphia)  
Rick Martin (1975 vs. Philadelphia)  
Michael Peca (1999 vs. Dallas)  
Gil Perreault (1975 vs. Philadelphia)  
Alexei Zhitnik (1999 vs. Dallas)

#### Most Short-Handed Goals

0 None

#### Most Minutes Played by Goaltender

428 Dominik Hasek (1999 vs. Dallas)

#### Most Shots on Goal

23 Gil Perreault (1975 vs. Philadelphia)

#### Most Goals by Opposing Player

3 Brett Hull (1999 vs. Dallas)  
Reggie Leach (1975 vs. Philadelphia)  
Jere Lehtinen (1999 vs. Dallas)

#### Most Assists by Opposing Player

7 Mike Modano (1999 vs. Dallas)

#### Most Points by Opposing Player

7 Mike Modano (1999 vs. Dallas)

### One Semifinal/Conference Final Series

#### Most Goals

6 Gil Perreault (1980 vs. N.Y. Islanders)

#### Most Assists

4 Brian Holzinger (1999 vs. Toronto)  
Peter McNab (1975 vs. Montreal)  
Jason Woolley (1999 vs. Toronto)  
Joehen Hecht (2006 vs. Carolina)  
Jason Pominville (2007 vs. Ottawa)

#### Most Points

8 Gil Perreault (1980 vs. N.Y. Islanders)

#### Most Penalty Minutes

24 Larry Carriere (1975 vs. Montreal)

#### Most Power-Play Goals

4 Stu Barnes (1999 vs. Toronto)

#### Most Short-Handed Goals

2 Dixon Ward (1999 vs. Toronto)

#### Most Minutes Played by Goaltender

379 Dominik Hasek (1998 vs. Washington)

#### Most Shots on Goal

27 Rick Martin (1975 vs. Montreal)

#### Most Goals by Opposing Player

7 Guy Lafleur (1975 vs. Montreal)

#### Most Assists by Opposing Player

7 Pete Mahovlich (1975 vs. Montreal)

#### Most Points by Opposing Player

10 Guy Lafleur (1975 vs. Montreal)  
Jacques Lemaire (1975 vs. Montreal)  
Pete Mahovlich (1975 vs. Montreal)





## Team Playoff Records

### One Playoff Year

#### Overall Wins

<b>Most</b>	14	(1999, 21 games)
<b>Fewest</b>	0	(1984, 3 games)

#### Overall Losses

<b>Most</b>	7	(1975, 17 games) (1997, 12 games) (1999, 21 games) (2006, 18 games) (2007, 16 games)
<b>Fewest</b>	2	(1979, 3 games)

#### Goals For

<b>Most</b>	60	(2006, 18 games)
<b>Fewest</b>	5	(1984, 3 games)

#### Goals Against

<b>Most</b>	58	(1975, 17 games)
<b>Fewest</b>	9	(1979, 3 games)

#### Most Shutouts

<b>For</b>	3	(1980, 14 games)
<b>Against</b>	2	(1975, 17 games)

#### Most Overtime Games

	6	(1993, 8 games) (1998, 15 games) (2006, 18 games)
--	---	---

#### Longest Winning Streak

	8	(4-27-98 to 5-23-98)
--	---	----------------------

#### Longest Losing Streak

	4	(4-11-77 to 4-17-77) (4-15-76 to 4-22-76) (4-6-89 to 4-11-89) (5-2-93 to 5-8-93)
--	---	---

#### Most Power-Play Goals

<b>For</b>	17	(1980, 14 games)
<b>Against</b>	16	(2006, 18 games)

#### Most Short-Handed Goals

<b>For</b>	5	(2006, 18 games)
<b>Against</b>	3	(1988, 6 games) (1980, 14 games)

#### Shots on Goal For

<b>Most</b>	561	(1999, 21 games)
<b>Fewest</b>	83	(1984, 3 games)

#### Shots on Goal Against

<b>Most</b>	657	(1999, 21 games)
<b>Fewest</b>	73	(1984, 3 games)

#### Most Penalty Minutes

<b>For</b>	349	(1988, 21 games)
<b>Opp.</b>	308	(1988, 6 games)

### One Playoff Series

#### Most Goals Scored in Two-Game Series

<b>For</b>	11	(1977 vs. Minnesota)
<b>Allowed</b>	3	(1977 vs. Minnesota)

#### Goals Scored in Three-Game Series

<b>Most</b>	13	(1981 vs. Vancouver)
<b>Least</b>	5	(1984 vs. Quebec)

#### Goals Allowed in Three-Game Series

<b>Most</b>	13	(1984 vs. Quebec)
<b>Least</b>	2	(1983 vs. Montreal)

#### Goals Scored in Four-Game Series

<b>Most</b>	19	(1993 vs. Boston)
<b>Least</b>	10	(1977 vs. N.Y. Islanders)

#### Goals Allowed in Four-Game Series

<b>Most</b>	17	(1982 vs. Boston)
<b>Least</b>	6	(1999 vs. Ottawa)

#### Goals Scored in Five-Game Series

<b>Most</b>	22	(1985 vs. Quebec)
<b>Least</b>	8	(2000 vs. Philadelphia)

#### Goals Allowed in Five-Game Series

<b>Most</b>	24	(1981 vs. Minnesota)
<b>Least</b>	9	(1998 vs. Philadelphia)

#### Goals Scored in Six-Game Series

<b>Most</b>	24	(1991 vs. Montreal) (2006 vs. Philadelphia)
<b>Least</b>	9	(1999 vs. Dallas)

#### Goals Allowed in Six-Game Series

<b>Most</b>	29	(1975 vs. Montreal) (1991 vs. Montreal)
<b>Least</b>	13	(1998 vs. Washington) (1999 vs. Dallas) (2001 vs. Philadelphia) (2007 vs. NY Rangers)

#### Goals Scored in Seven-Game Series

<b>Most</b>	24	(1992 vs. Boston)
<b>Least</b>	14	(1994 vs. New Jersey) (1997 vs. Ottawa)

#### Goals Allowed in Seven-Game Series

<b>Most</b>	33	(1983 vs. Boston)
<b>Least</b>	13	(1997 vs. Ottawa)

### One Game Only

#### Most Goals

<b>For</b>	9	(4-29-92 vs. Boston)
<b>Against</b>	9	(4-20-83 at Boston)
<b>Combined</b>	13	(5-5-06 at Ottawa, 7-6 Buf.)





## Team Playoff Records

### One Game Only (Continued)

#### Most Goals in One Period

<b>For</b>	5	(4-20-75 vs. Chicago, 3rd per.) (4-13-85 vs. Quebec, 3rd per.) (4-14-85 vs. Quebec, 3rd per.) (4-24-06 vs. Philadelphia, 1st per.)
<b>Against</b>	5	(4-5-73 at Montreal, 2nd per.) (4-8-82 at Boston, 2nd per.) (4-20-83 at Boston, 1st per.)
<b>Combine</b>	7	(4-13-85 vs. Quebec, 3rd per.) (5-11-97 vs. Philadelphia, 2nd. per.)

#### Most Short-Handed Goals in Game

<b>For</b>	2	(Scott Arniel and Mike Foligno, 4-5-89 at Boston) (Darryl Shannon and Brian Holzinger, 4-27-98 vs. Philadelphia)
------------	---	---

#### Most Short-Handed Goals on Same Penalty

<b>For</b>	2	(Darryl Shannon and Brian Holzinger, 4-27-98 vs. Philadelphia)
------------	---	---

#### Greatest Winning Margin

8 (2001 vs. Philadelphia, 8-0)

#### Greatest Losing Margin

9 (1983 at Boston, 9-0)

#### Shots on Goal

<b>Most</b>	58	(4-22-06 vs. Philadelphia)
<b>Fewest</b>	12	(6-12-99 vs. Dallas)

#### Shots on Goal Against

<b>Most</b>	70	(4-27-94 vs. New Jersey)
<b>Fewest</b>	14	(4-22-75 vs. Chicago)

#### Shots on Goal in One Period

<b>Most</b>	22	(4-8-76 vs. St. Louis, 1st per.) (4-15-77 vs. N.Y. Islanders, 1st per.) (4-29-97 vs. Ottawa, 1st per.) (5-12-98 at Montreal, 3rd per.) (6-2-98 at Washington, 2nd per.) (6-15-99 vs. Dallas, 3rd per.) (5-8-01 vs. Pittsburgh, 3rd per.)
<b>Least</b>	2	

#### Shots on Goal Against in One Period

<b>Most</b>	24	(4-20-80 at Chicago, 2nd per.)
<b>Least</b>	1	(4-16-80 vs. Chicago, 1st per.) (4-11-82 vs. Boston, 3rd per.) (4-7-83 at Montreal, 1st per.) (4-4-84 vs. Quebec, 1st per.) (5-28-06 at Carolina, 3rd per.) (4-12-07 vs. NY Islanders, 1st per.)

#### Shots on Goal by Both Teams in One Period

<b>Most</b>	35	(4-9-91 vs. Montreal, 2nd per.)
-------------	----	---------------------------------

#### Most Penalty Minutes

<b>For</b>	121	(4-9-88 vs. Boston)
<b>Opp.</b>	105	(4-9-88 vs. Boston)
<b>Combine</b>	226	(4-9-88 vs. Boston)

### One Game Only

#### Fastest Two Goals by Team

<b>For</b>	:14	(Mike Foligno and Sean McKenna, 4-5-84 vs. Quebec)
<b>Against</b>	:08	(Eric Desjardins and Stephane Richer, 4-9-91 vs. Montreal)
<b>Combine</b>	:05	(Gil Perreault/Buf. and Jim Hamilton/Pit., 4-14-79 vs. Pittsburgh)

#### Fastest Two Goals by One Player

<b>For</b>	:27	(Pierre Turgeon, 4-6-89 at Boston)
<b>Against</b>	:27	(Guy Lafleur, 5-1-75 at Montreal)

#### Fastest Three Goals by Team

<b>For</b>	1:48	(Randy Wood, Dave Hannan and Bob Corkum, 4-29-92 vs. Boston)
<b>Against</b>	1:19	(Russ Courtnall twice and Mathieu Schneider, 4-3-91 at Montreal)
<b>Combine</b>	:36	(Eric Desjardins/Mtl., Stephane Richer/Mtl. and Benoit Hogue/ Buf., 4-9-91 vs. Montreal)

#### Fastest Three Goals by One Player

<b>For</b>	12:37	(Dave Andreychuk, 4-14-85 vs. Quebec)
<b>Against</b>	<b>13:40</b>	(Barry Pederson, 4-8-82 at Boston)

#### Fastest Four Goals

<b>For</b>	5:28	(4-27-98 vs. Philadelphia)
<b>Against</b>	2:52	(4-3-91 at Montreal)
<b>Combine</b>	2:38	(4-9-91 vs. Montreal)

#### Fastest Five Goals

<b>For</b>	14:37	(4-20-75 at Chicago)
<b>Against</b>	9:31	(4-3-91 at Montreal)
<b>Combine</b>	6:19	(5-11-97 vs. Philadelphia)

#### Fastest Goal from Opening Face-off:

<b>For</b>	:09	(Derek Roy, 5-16-07 at Ottawa)
<b>Opp.</b>	:14	(Kirk Muller, 5-6-93 vs. Montreal)

#### Shortest Overtime Game

60:18 (Chris Drury/Buf. scored, 5-5-06 at Ottawa)

#### Longest Overtime Game


125:43 (Dave Hannan/Buf. scored, 4-27-94 vs. New Jersey)







## Most Playoff Points vs. Sabres

Player	GP	G	A	PTS
Ray Bourque	39	6	29	35
Rick Middleton	14	10	19	29
Barry Pederson	11	10	13	23
Adam Oates	17	4	18	22
Daniel Alfredsson	21	11	11	22
Rod Brind'Amour	22	11	11	22
Eric Desjardins	43	6	16	22
Stephane Richer	19	13	6	19
Bryan Trottier	16	3	14	17
Denis Potvin	16	5	12	17
Cam Neely	15	11	6	17
John LeClair	33	8	9	17











## All-Time Uniform Numbers

**00**

Martin Biron

**01**

John Blue, David Littman, Jacques Cloutier, Don Edwards, Roger Crozier

**02**

Tim Horton, Jim Watson

**03**

Michael Funk, James Patrick, Garry Galley, Dean Melanson, Grant Ledyard, Calle Johansson, Jim Hofford, Richie Dunn, Hannu Virta, Bill Stewart, Paul McIntosh, Jocelyn Guevremont, Mike Robitaille, Paul Terbenche, Tracy Pratt

**04**

Mike Weber, Nolan Pratt, Brad Brown, Rhett Warrenner, Mike Wilson, Bob Boughner, Grant Jennings, Alexei Zhitnik, Philippe Boucher, Uwe Krupp, Steve Dykstra, Jim Korn, Jerry Korab, Timo Jutila, Mark Renaud, John Van Boxmeer, Tracy Pratt, Mike McMahon

**05**

Toni Lydman, Jeff Jillson, Andy Delmore, Jason Woolley, Ed Ronan, Craig Muni, Mike Ramsey, John Van Boxmeer, Lee Fogolin, Larry Carriere, Larry Hillman, Doug Barrie

**06**

Jaroslav Spacek, Cory Sarich, Bob Boughner, Doug Houda, Keith Carney, Phil Housley, Ron Fischer, Jim Schoenfeld, Al Hamilton

**07**

Petr Svoboda, Kevin Haller, John Tucker, Mike Donnelly, Dale McCourt, Randy Cunneyworth, Rick Martin, Rene Robert, Cliff Schmutz

**08**

Rory Fitzpatrick, Geoff Sanderson, Darryl Shannon, Doug Bodger, Jim Jackson, Paul Cyr, Richard Hajdu, Don Lever, Dave Fenyves, Bob Mongrain, Real Cloutier, Tony McKeegney, Jim Lorentz, Rick Martin, Dick Duff, Butch Deadmarsh, Bill Inglis

**09**

Derek Roy, Erik Rasmussen, Vaclav Varada, Viktor Gordiuk, Greg Brown, Scott Arniel, Gilles Hamel, Mike Moller, J.F. Sauve, Rick Dudley, Jacques Richard, Norm Gratton, Rick Martin, Butch Deadmarsh, Danny Lawson, Reggie Fleming

**10**

Henrik Tallinder, Brad May, Dale Hawerchuk, Craig Ramsay, Phil Goyette

**11**

Gilbert Perreault

**12**

Ales Kotalik, Domenic Pittis, Randy Burridge, Peter Ambroziak, Bob Errey, Peter Ciavaglia, Greg Paslawski, Scott Metcalfe, Rick Vaive, Ken Priestlay, Jody Gage, Sean McKenna, Andre Savard, Gary McAdam, Larry Mickey, Mike Byers, Skip Krake

**13**

Jiri Novotny, Vyacheslav Kozlov, Yuri Khmylev, Jim Schoenfeld

**14**

Dave Hannan, Jody Gage, Steve Ludzik, Mikael Andersson, Mike Moller, Alan Haworth, Rene Robert, Norm Gratton, Don Luce, Rod Zaine, Randy Wyrozub

**15**

Dainius Zubrus, Milan Bartovic, Dixon Ward, Sergei Petrenko, Greg Brown, Randy Wood, Lou Franceschetti, Kevin Haller, Doug Smith, Chris Langevin, Adam Creighton, Geordie Robertson, Yvon Lambert, Rob McClanahan, Mike Boland, Gary McAdam, Michel Deziel, Bryan McSheffrey, Gerry Meehan

**16**

Chris Taylor, Pat LaFontaine, Darrin Shannon, Mike Donnelly, Paul Brydges, Ric Seiling, Derek Smith, Peter McNab, Real Lemieux, Randy Wyrozub, Ron Anderson, Butch Deadmarsh

**17**

Dominic Moore, Marc-Andre Gagnani, J.P. Dumont, Randy Cunneyworth, Dixon Ward, Jason Dawe, Brent Hughes, Craig Simpson, Todd Simon, Colin Patterson, Mike Foligno, Gilles Hamel, John Gould, Rick Dudley, Derek Smith, Fred Stanfield, Bob Richer, Floyd Smith

**18**

Tim Connolly, Miroslav Satan, Michal Grosek, Wayne Presley, Dave Snuggerud, Bob Halkidis, Paul Cyr, Gilles Hamel, Danny Gare, Paul Terbenche, Kevin O'Shea





## All-Time Uniform Numbers

### 19

Tim Connolly, Norm Milley, Brian Holzinger, Randy Wood, Tony Tanti, Kevin Maguire, Bob Corkum, Doug Trapp, Bob Halkidis, Jim Wiemer, Sean McKenna, Jeff Eatough, Randy Cunneyworth, Derek Smith, Alex Tidey, Morris Titanic, Fred Stanfield, Steve Atkinson, Francois Lacombe, Brian Perry

### 20

Daniel Paille, Ales Kotalik, Jason Holland, Doug Houda, Bob Sweeney, Dave McLlwain, Mike Hartman, Don Lever, Brent Peterson, Kai Suikkanen, Don Luce, Dick Duff, Brian McDonald

### 21

Drew Stafford, Radoslav Hecl, Mike Hurlbut, Mark Astley, Scott Thomas, Christian Ruuttu, Richie Dunn, Claude Verret, J.F. Sauve, Dave Schultz, Ron Schock, Brian Spencer, Ron Busniuk, John Gould, Hugh Harris, Terry Ball, Larry Mickey, Larry Keenan, Paul Andrea, Jean-Guy Lagace

### 22

Adam Mair, Wayne Primeau, Charlie Huddy, Craig Simpson, Rick Vaive, Lindy Ruff, Jocelyn Guevremont, Peter McNab, Doug Rombough, Ray McKay, Rod Zaine, Don Marshall

### 23

Chris Drury, Sean McMorrow, Bill Houlder, Randy Hillier, Jiri Sejba, Ray Sheppard, Gates Orlando, Kai Suikkanen, Ron Fischer, Hannu Virta, Sean McKenna, Bob Hess, Randy Cunneyworth, Mike Ramsey, Ken Breitenbach, Larry Carriere, Joe Noris, Eddie Shack, John Gould, Rene Robert, Paul Terbenche

### 24

Taylor Pyatt, Paul Kruse, Dane Jackson, Philippe Boucher, Randy Moller, Jay Wells, Mike Donnelly, Steve Smith, Ed Hospodar, Bill Hajt, Gary Bromley, Peter McNab, Randy Wyrozub, John Gould, Ron Busniuk, Chris Evans, Ray McKay, Jean-Guy Talbot, Butch Deadmarsh

### 25

Mark Mancari, Mike Grier, Vaclav Varada, Rob Conn, Dave Andreychuk, Mal Davis, Jere Gillis, Bob Mongrain, Terry Martin, Craig Ramsay, Hap Myers, Brian Perry

### 26

Thomas Vanek, Eric Boulton, Derek Plante, Keith Carney, Dean Kennedy, Darrin Shannon, Richie Dunn, Bob Logan, Phil Russell, Pat Hughes, Dave Maloney, Steve Patrick, Val James, Ken Breitenbach, Alex Tidey, Derek Smith, Randy Wyrozub, Larry Keenan

### 27

Teppo Numminen, Michael Peca, Brad May, Larry Playfair, Joe Reekie, Wilf Paiement, Joe Kowal

### 28

Paul Gaustad, Jason Botterill, Donald Audette, Domenic Pittis, Dale DeGray, Mark Ferner, Jeff Parker, Tom Kurvers, Brian Engblom, Richard Hajdu, Paul Gardner, Bob Sauve, Ron Fischer, Jim Walsh, Gary Bromley, Rocky Farr, Dave Dryden, Terry Ball

### 29

Jason Pominville, Jaroslav Kristek, Bob Corkum, Vladimir Tsyplakov, Jason Holland, Paul Kruse, Darryl Shannon, Dane Jackson, Scott Pearson, Denis Tsygurov, Jeff Parker, Richie Dunn, Mark Ferner, Jeff Parker, Mal Davis, Dave Andreychuk, Jacques Cloutier, Val James, Mike Moller, Don Edwards, Gary Bromley

### 30

Ryan Miller, Dwayne Roloson, Andrei Trefilov, Clint Malarchuk, Tom Barrasso, Paul Harrison, Val James, Randy Ireland, Gerry Desjardins, Rocky Farr, Dave Dryden, Joe Daley

### 31

Jhonas Enroth, Bob Essensa, Steve Shields, Grant Fuhr, Daren Puppa, Joe Reekie, Dave Fenyves, Al Smith

### 32

Mikael Tellqvist, Rob Ray, Scott Metcalfe, Don McSween, Norm Lacombe, Bob Mongrain, Gary McAdam, Wayne Ramsey

### 33

Mike Card, Doug Janik, Scott Pearson, Mark Astley, Bob Sweeney, Benoit Hogue, Jody Gage, Lee Fogolin, Jim Hofford, Phil Myre

### 34

Chris Butler, Mike Weber, Jeff Jillson, Peter Skudra, Jean-Luc Grand-Pierre, Mike Wilson, Gord Donnelly, David Littman, Lou Franceschetti, Darren Eliot, Scott Metcalfe, Jim Korn, Adam Creighton

### 35

Jocelyn Thibault, Ty Conklin, Mika Noronen, Robb Stauber, Tom Draper, Darcy Wakaluk, Daren Puppa

### 36

Patrick Kaleta, Matthew Barnaby, Darcy Loewen, Jan Ludvig





### All-Time Uniform Numbers

**37**

Matt Ellis, Michael Ryan, Curtis Brown, Barrie Moore, Curtis Brown, Lou Franceschetti, Bill Houlder, Shawn Anderson

**38**

Nathan Paetsch, Domenic Pittis, Barrie Moore, Jay McKee, Joel Savage, Adam Creighton

**39**

Dominik Hasek, Brian Curran, Don McSween, Trent Kaese, Clark Gillies

**40**

Patrick Lalime, Rumun Ndur, James Black, Mitch Molloy, Larry Playfair, Uwe Krupp

**41**

Clarke MacArthur, Stu Barnes, Dave Hannan, Ken Sutton, Brian Curran

**42**

Nathan Gerbe, Richard Smehlik, Mikko Makela, Bob Corkum, Brad Miller, Steve Dykstra

**43**

Martin Biron, Jason Dawe, Francois Guay

**44**

Andrej Sekera, Alexei Zhitnik, Doug Macdonald, Brad Miller, Jerry Korab

**45**

Dmitri Kalinin, Scott Nichol, Donald Audette

**46**

Dean Sylvester

**47**

Chris Thorburn, Bill Houlder

**48**

Daniel Briere, Brad May

**51**

Brian Campbell

**52**

Dave Andreychuk

**55**

Jochen Hecht, Denis Hamel, Reed Larson, Joe Reekie

**56**

Steve Bernier, Ken Priestlay

**57**

Steve Heinze

**58**

Tim Kennedy

**60**

Paul Gaustad

**61**

Maxim Afinogenov

**64**

David Moravec

**65**

Mark Napier

**71**

Jochen Hecht

**74**

Jay McKee

**76**

Andrew Peters, Wayne Primeau

**77**

Chris Gratton, Pierre Turgeon

**80**

Geoff Sanderson

**81**

Miroslav Satan

**83**

Domenic Pittis

**89**

Alexander Mogilny

**90**

Joe Juneau, Clark Gillies

**93**


Doug Gilmour, Anatoli Semenov





Retired Numbers

The Buffalo Sabres have retired only six numbers since the franchise's inception in 1970. The first Sabre to have his number retired was Gilbert Perreault (#11) on Oct. 17, 1990. The combination of center Perreault, left wing Rick Martin and right wing Rene Robert was one of the greatest lines in hockey history and without a doubt the best in Buffalo Sabres' history. The three wore the blue and gold together from 1972 to 1979 and were labeled "The French Connection," a name whose familiarity was helped by the 1971 movie of the same name. The trio was honored as Martin (#7) and Robert (#14) joined Perreault in ceremonies to retire the numbers of Buffalo's famed "French Connection" on Nov. 15, 1995. The fourth Sabre to have his number retired was Tim Horton (#2) on Jan. 5, 1996. The Sabres retired two more numbers during the 2005-06 season. Right winger Danny Gare (#18) was honored on Nov. 22, 2005, while Pat LaFontaine's #16 was hoisted to the rafters on March 3, 2006.




Gilbert Perreault

no. 11

**SABRES CAREER:**

Center	1970-71 to 1986
Position	Years with the Sabres
1,191	90
Regular Season Games Played	Playoff Games
512	33
Regular Season Goals	Playoff Goals
814	70
Regular Season Assists	Playoff Assists
1,326	103
Regular Season Points	Playoff Points



Gilbert Perreault can best be described as the "Original Sabre." The NHL Hall of Famer was Buffalo's first-ever draft choice and set the standard for all future Sabres to be measured. Perreault earned the Calder Trophy as the NHL's Rookie of the Year following his inaugural 1970-71 campaign. Even Perreault's uniform number bore the marks of an original Sabre, as it was #11 that came up on the wheel that gave Buffalo the first overall pick in the 1970 draft. Perreault's sportsmanship and outstanding play also helped him capture the Lady Byng Trophy in 1973. One of Perreault's six NHL All-Star games was the 1978 edition in Buffalo when he scored the game-winning goal 3:55 into overtime. He also served as the Sabres'



team-captain from 1981-82 until his November 1986 retirement. Perreault is a member of the Hockey Hall of Fame, as well as both the Buffalo Sabres and Greater Buffalo Sports Halls of Fame. Perreault is still the team's all-time leader in career (regular season) games played, goals, assists, points and game-winning goals. There was only one number 11 in Buffalo Sabres history and, rightfully so, will never be another.






Retired Numbers

Rick Martin  
no. 7




SABRES CAREER:

Left Wing	1971-72 to 1981
Position	Years with the Sabres
681	62
Regular Season Games Played	Playoff Games
382	24
Regular Season Goals	Playoff Goals
313	29
Regular Season Assists	Playoff Assists
695	53
Regular Season Points	Playoff Points



Buffalo Sabre fans saw **Rick Martin** in almost 750 regular season and playoff games between 1971 and 1981. Number 7's career with the Sabres was highlighted by a Stanley Cup Finals appearance in 1974-75. That spring, Martin finished with 52 goals, one of which was the 1,000th in team history. The year prior, on the final night of the 1973-74 campaign, he recorded a hat trick at "The Aud" against St. Louis to become the first player in Sabres' history to record 50 or more goals in one season. Martin even gave the hometown fans a reason to cheer in a game at "The Aud" in which he wasn't even wearing a Sabres' uniform. On Jan. 24, 1978, he scored the tying goal in the 31st NHL All-Star Game with just 1:39 left in regulation time to force overtime. That was just one of seven of the League's showcase games he would appear in during his career. He still holds two single-season Sabres records and is tied for another. In addition, Martin remains in the top three in seven of Buffalo's (regular season) career leaders categories.







Retired Numbers



Rene Robert  
no. 14



SABRES CAREER:

Right Wing	1971-72 to 1978-79
Position	Years with the Sabres
524	47
Regular Season Games Played	Playoff Games
222	22
Regular Season Goals	Playoff Goals
330	17
Regular Season Assists	Playoff Assists
552	39
Regular Season Points	Playoff Points

With the warm spring air mixing with "The Aud" ice, **Rene Robert** skated out of the mist and scored the famous "Fog Goal" by beating Flyers' goalie Bernie Parent in overtime of game three of the 1975 Stanley Cup Finals. The historic goal might not have taken place if not for the Sabres' persistence in acquiring Robert. His road to Buffalo started by the Sabres claiming him from Toronto, only to lose the winger to Pittsburgh in the Intra-League draft on June 8, 1971. The Sabres were then able to acquire the final component of "The French Connection" in a trade with the Penguins on March 4, 1972. Robert finished the 1974-75 regular season with 100 points, marking the first time in club annals that a player reached the century mark in points in one season. That season, Robert was voted by his teammates as Buffalo's most valuable player. He later recorded another Sabres milestone by scoring the 2,000th goal in club history on Dec. 22, 1977. Robert still ranks as Buffalo's fifth all-time assist leader with 330 in his career with the Sabres. Coincidentally, Robert had also once worn number 7 in the blue and gold. He played in both the 1973 and 1975 NHL All-Star games.








Retired Numbers

Tim Horton  
no. 2



Tim Horton skated in the Sabres' blue, white and gold for only two seasons, but the solid defenseman certainly made his mark on the team. Horton came to Buffalo in the Intra-League draft in June 1972 from Pittsburgh. Following that campaign, proof that he had made an impression on his fourth NHL club (also played for Toronto, N.Y. Rangers and Pittsburgh) came when he was named the recipient of the Memorial Award as the team's most valuable player as voted by his teammates. Today, in honor of the late defenseman, Horton's name is on the Buffalo award presented annually to the player whose performance is far superior to the public recognition he has received (known as the Unsung Hero Award before 1975). Horton saw action in 1,446 NHL regular season games plus 126 more in the postseason. Included in his playing days were eight out of nine complete 70-game seasons played between 1958-59 and 1966-67. Horton was a member of four Stanley Cup winning teams with Toronto and appeared in seven NHL All-Star games. Horton became a member of the Hockey Hall of Fame in 1977 and is also a member of the Buffalo Sabres Hall of Fame.



**SABRES CAREER:**

Defense	1972-73 to 1973-74
Position	Years with the Sabres
124	6
Regular Season Games Played	Playoff Games
1	0
Regular Season Goals	Playoff Goals
22	1
Regular Season Assists	Playoff Assists
23	1
Regular Season Points	Playoff Points





Retired Numbers


Danny Gare  
no. 18



Danny Gare played his first game for the Sabres on October 10, 1974 against Boston, and scored just 18 seconds into his first NHL shift. He finished his rookie season with 62 points (31+31) and contributed 13 points (7+6) in the Sabres' run to the 1975 Stanley Cup Finals. Gare followed up his strong rookie campaign with his first of two fifty-goal seasons in 1975-76, when he netted 50 goals and 23 assists in 79 games, and chipped in two game-winning goals in the playoffs. That season, Gare recorded three of his 10 career hat tricks as a Sabre. In 1979-80, he scored a career-high 56 goals, including a club-record 11 game-winners. Rick Martin is the only other Sabre to have two fifty-goal seasons. With 267 goals as a Sabre, Gare holds the record for goals by a Sabres right wing. He finished his Sabres career with 500 points. Gare's career as a Sabre came to an end on Dec. 2, 1981 when he was traded to the Detroit Red Wings. He spent his final NHL season in Edmonton in 1986-87. The native of Nelson, B.C. finished his career with 685 points (354+331), and was elected into the Sabres Hall of Fame in 1994.

SABRES CAREER:

Right Wing	1971-72 to 1980-81
Position	Years with the Sabres
503	57
Regular Season Games Played	Playoff Games
267	23
Regular Season Goals	Playoff Goals
233	21
Regular Season Assists	Playoff Assists
500	44
Regular Season Points	Playoff Points







Retired Numbers


Pat LaFontaine

no. 16



SABRES CAREER:

Center	1991-92 to 1996-97
Position	Years with the Sabres
268	19
Regular Season Games Played	Playoff Games
158	12
Regular Season Goals	Playoff Goals
227	15
Regular Season Assists	Playoff Assists
385	27
Regular Season Points	Playoff Points



Pat LaFontaine enjoyed an illustrious 15-year career before retiring from the NHL in 1998 as the second highest-scoring American-born player with 468 goals and 1,013 points. He was born in St. Louis, but grew up in the suburbs of Detroit, and is still considered one of the game's best playmakers, fastest skaters, and most humble of superstars. A member of the Hockey Hall of Fame in Toronto, LaFontaine began his career in 1983-84 with the New York Islanders. He had a career year for Buffalo in 1992-93 when he set Sabres records for points (148) and assists (95) in a season. After being sidelined by a serious knee injury for most of the 1993-94 season, he returned as team captain in 1994-95 and was awarded the Bill Masterton Trophy for perseverance and dedication to hockey. LaFontaine was with the Sabres from 1991-1997, finishing with 385 points (158+227) in 268 games. He completed the "Empire State Hat Trick" by playing for all three NHL organizations within New York State when he was traded to the Rangers in 1997. He remained one of the Rangers' leading scorers until injuries forced him to prematurely retire on August 11, 1998.







## Buffalo Sabres Hockey Hall of Fame

The highest honor bestowed by the Buffalo Sabres is induction into the team's Hall of Fame. The Buffalo Sabres Hall of Fame Committee is comprised of: Robert O. Swados, Wayne Redshaw, Bill Hajt, Scotty Bowman, Seymour Knox IV, Peter Andrews, Michael Gilbert, Ed Kilgore, Floyd Smith, Kevin Gavigan, John Murphy and Jim Lorentz.


Member	Induction
Frank Christie	1980
Roger Crozier	1980
George "Punch" Imlach	1980
Tim Horton	1982
Fred T. Hunt	1982
David Forman	1986
Don Luce	1986
Craig Ramsay	1986
Richard Martin	1989
Gilbert Perreault	1989
Rene Robert	1989
Danny Gare	1994

Member	Induction
Jim Schoenfeld	1995
Robert O. Swados	1995
Ted Darling	1996
Seymour H. Knox, III	1996
Northrup R. Knox	1996
Jack Gatecliff	1998
Larry Playfair	1998
Don Edwards	2000
Bill Hajt	2000
Wayne Redshaw	2000
Robert "Rip" Simonick	2000
Jerry Korab	2001

Member	Induction
Mike Racicot	2001
Mike Ramsey	2001
Mike Foligno	2004
Dick Johnston	2004
Pat LaFontaine	2004
Rudy Migay	2004
Robert E. Rich, Jr.	2004
George Strawbridge	2004
Phil Housley	2007
Dave Andreychuk	2008
Milt Ellis	2008

## Hockey Hall of Fame

Twelve people with connections to the Buffalo Sabres are members of the Hockey Hall of Fame. Sabres' co-founder Seymour H. Knox, III, along with former Sabre coaches Scotty Bowman, George "Punch" Imlach and Marcel Pronovost have all been honored with induction into the Hall of Fame. Joining the previous mentioned are former Sabre players Tim Horton, Gilbert Perreault, Dale Hawerchuk, Clark Gillies, Grant Fuhr, and Pat LaFontaine. Long-time team broadcaster Ted Darling was inducted in November 1994 upon receiving the Foster Hewitt Memorial Award for excellence in broadcasting.



### Player Category

Member	Induction
Tim Horton	1977
Marcel Pronovost	1978
Gilbert Perreault	1990
Dale Hawerchuk	2001
Clark Gillies	2002
Grant Fuhr	2003
Pat LaFontaine	2003
Dick Duff	2006

### Builders Category

Member	Induction
George "Punch" Imlach	1984
Scotty Bowman	1991
Seymour H. Knox, III	1993

### Foster Hewitt Memorial Award

(Members of Radio & Television Industry)

Member	Induction
Ted Darling	1994

### Elmer Ferguson Memorial Award

(Members of Newspaper Profession)

Member	Induction
Charlie Barton, Buffalo-Courier Express	1985
Dick Johnston, Buffalo News	1986
Jack Gatecliff, St. Catharines Standard	1995
Jim Kelley, Buffalo News	2004





## Sabres Firsts

First Players on the Ice:	Roger Crozier, Paul Terbenche, Tracy Pratt, Ron Anderson, Hap Myers and Bill Inglis
First Goal:	Jim Watson, Oct. 10, 1970 at Pittsburgh (5:01, second period)
First Assist:	Gerry Meehan, Oct. 10, 1970 at Pittsburgh on Jim Watson's goal
First Penalty:	Gerry Meehan, Oct. 10, 1970 at Pittsburgh (holding, 7:54, first period)
First Goal by Opponent:	Wally Boyer of Pittsburgh, Oct. 10, 1970 (8:09, second period)
First Assist by Opponent:	Duane Rupp of Pittsburgh, Oct. 10, 1970, on Boyer's goal
First Penalty by Opponent:	Duane Rupp of Pittsburgh, Oct. 10, 1970 (hooking, 1:41, first period)
First Power-Play Goal:	Gil Perreault, Oct. 10, 1970, at Pittsburgh (11:26, third period)
First Power-Play Goal by Opponent:	Dave Balon of N.Y. Rangers, Oct. 14, 1970 at New York (15:52, third period)
First Short-Handed Goal:	Ron Anderson, October 23, 1970 vs. Detroit (13:40, third period)
First Major Penalty:	Brian McDonald, Oct. 10, 1970, at Pittsburgh (fighting, 8:01, third period)
First Major Penalty by Opponent:	Bryan Hextall of Pittsburgh, Oct. 10, 1970 (fighting, 8:01, third period)
First Win:	Oct. 10, 1970 (2-1 at Pittsburgh)
First Tie:	Oct. 18, 1970 (1-1 vs. Pittsburgh)
First Loss:	Oct. 14, 1970 (3-0 at N.Y. Rangers)
First Shutout:	Dec. 6, 1970 by Roger Crozier vs. Minnesota (1-0)
First Shutout by Opponent:	Oct. 14, 1970 by Ed Giacomin at N.Y. Rangers (3-0)
First Goal at Home:	Oct. 18, 1970 by Gerry Meehan vs. Pittsburgh (5:48, second period)
First Hat Trick:	Jan. 29, 1971 by Gil Perreault vs. California
First Hat Trick by Opponent:	Dec. 22, 1970 by Dave Balon of N.Y. Rangers
First Two-Goal Game:	Oct. 27, 1970 by Randy Wyrozub vs. Vancouver
First Multiple-Point Game:	Oct. 10, 1970 by Gerry Meehan vs. Pittsburgh (two assists)

## Sabres Playoff Firsts

First Game:	April 4, 1973 at Montreal (lost 2-1)
First Goal:	Craig Ramsay, April 4, 1973 at Montreal (3:13, second period)
First Assist:	Don Luce, April 4, 1973 at Montreal on Ramsay's goal
First Penalty:	Larry Hillman, April 4, 1973 at Montreal (6:21, first period)
First Major Penalty:	Larry Mickey, April 5, 1973 at Montreal (17:19, first period)
First Powerplay Goal:	Rick Martin, April 5, 1973 at Montreal (16:48, first period)
First Short-handed Goal:	Don Luce, May 3, 1975 at Montreal (6:42, first period)
First Game-Winning Goal:	Gil Perreault, April 8, 1973 vs. Montreal (5-1)
First Goal by Opponent:	Jacques Lemaire of Montreal, April 4, 1973 (17:01, second period)
First Hat Trick:	Jim Lorentz, April 9, 1977 at Minnesota
First Hat Trick by Opponent:	Yvon Cournoyer of Montreal, April 5, 1973 at Montreal
First Win:	April 8, 1973 vs. Montreal (5-1)
First Shutout:	April 9, 1980 vs. Vancouver (6-0, Bob Sauve)
First Time Shut Out:	May 1, 1975 by Montreal (7-0, Ken Dryden)
First Playoff Series Win:	4 games to 1 vs. Chicago (April 1975)
First Playoff Series Sweep:	2 games to 0 vs. Minnesota (April 1977)





All-Time Captains

Player	Time Period
Floyd Smith	(1970-71)
Gerry Meehan	(1971-74)
Jim Schoenfeld	(1974-77)
Danny Gare	(1977-82)
Gilbert Perreault	(1982-87)
Lindy Ruff	(1987-89)
Mike Foligno	(1989-91)
Mike Ramsey	(1991-92)
Pat Lafontaine	(1992-97)
Alexander Mogilny*	(11/93-4/29/94)
Michael Peca	(1997-2000)
Stu Barnes	(2001-03)

Player	Time Period
Miroslav Satan	(October 2003)
Chris Drury	(November 2003)
James Patrick	(December 2003)
J.P. Dumont	(January 2004)
Daniel Briere	(February 2004; 2005-2007)
Chris Drury	(March 2004; 2005-2007)
Jochen Hecht	(Oct. 2007; Jan. 2008)
Toni Lydman	(November 2007)
Jaroslav Spacek	(December 2007)
Jason Pominville	(March/April 2008)
Craig Rivet	October 2008 - present

\* due to injury to Lafontaine

All-Time Sabres Coaches

Name	Regular Season					Playoffs			
	Games	W	L	T/OT	Pct.	G	W	L	Pct.
Punch Imlach (10/70-1/72)	119	32	62	25	0.378	0	0	0	0
Joe Crozier (1/72-5/74)	192	77	80	35	0.492	6	2	4	0.333
Floyd Smith (5/74-5/77)	241	143	62	36	0.688	32	16	16	0.500
Marcel Pronovost (10/77-12/78)	104	52	29	23	0.611	8	3	5	0.375
Billy Inglis (12/78-6/79)	56	28	18	10	0.589	3	1	2	0.333
Scotty Bowman (6/79-5/80, 10/81-12/81, 3/82-5/85, 1/86-11/86)	404	210	134	60	0.594	36	18	18	0.500
Roger Neilson (10/80-5/81)	80	39	20	21	0.618	8	4	4	0.5
Jim Roberts (12/81-3/82)	45	21	16	8	0.555	0	0	0	0
Jim Schoenfeld (6/85-1/86)	43	19	19	5	0.500	0	0	0	0
Craig Ramsay (11/86-12/86)	21	4	15	2	0.238	0	0	0	0
Ted Sator (12/86-4/89)	207	96	89	22	0.571	11	3	8	0.273
Rick Dudley (10/89-12/91)	188	85	72	31	0.535	12	4	8	0.333
John Muckler (12/91-6/95)	268	125	109	34	0.530	27	11	16	0.407
Ted Nolan (7/95-5/97)	164	73	72	19	0.503	12	5	7	0.417
Lindy Ruff (7/97-present)	902	438	363	112	0.533	88	52	36	0.597
<b>TOTALS</b>	<b>3034</b>	<b>1442</b>	<b>1160</b>	<b>443</b>	<b>0.551</b>	<b>227</b>	<b>110</b>	<b>117</b>	<b>0.485</b>

All-Time Assistant Coaches

Coach	Time Period
Scott Arniel	2002-03 to 2005-06
Red Berenson	1982-83 to 1983-84
Joe Crozier	1984-85
Don Lever	1987-88 to 1989-90, 1992-93 to 2001-02
Terry Martin	1995-96
Brian McCutcheon	2000-01 to present
Roger Neilson	1979-80
James Patrick	2006-07 to present

Coaches	Time Period
Craig Ramsay	1984-85 to 1986-87
Mike Ramsey	1997-98 to 1999-2000
Jim Roberts	1979-80 to 1983-84
Barry Smith	1985-86 to 1988-89
Ron Smith	1980-81
Paul Theriault	1996-97
John Tortorella	1989-90 to 1994-95
John Van Boxmeer	1990-91 to 1991-92





## NHL Awards Won by the Sabres

### NHL Awards

Presidents' Trophy (Team Award)

Hart Memorial Trophy

Art Ross Trophy

Calder Memorial Trophy

James Norris Memorial Trophy

Vezina Trophy

Conn Smythe Trophy

Lady Byng Memorial Trophy

Frank J. Selke Trophy

William M. Jennings Trophy

Lester B. Pearson Award

Jack Adams Award

Bill Masterton Memorial Trophy

Lester Patrick Trophy

King Clancy Memorial Trophy

### Sabres Who Have Won Awards

2006-07

Dominik Hasek (1997, 1998)

None

Gilbert Perreault (1971)

Tom Barrasso (1984)

None

Bob Sauve & Don Edwards (1980)

Tom Barrasso (1984)

Dominik Hasek (1994, 1995, 1997, 1998, 1999, 2001)

None

Gilbert Perreault (1973)

Craig Ramsay (1985)

Michael Peca (1997)

Tom Barrasso & Bob Sauve (1985)

Dominik Hasek & Grant Fuhr (1994)

Dominik Hasek (2001)

Dominik Hasek (1997, 1998)

Ted Nolan (1997)

Lindy Ruff (2006)

Don Luce (1975)

Pat LaFontaine (1995)

1980 U.S. Olympic Hockey Team (Mike Ramsey &

Rob McClanahan, 1980)

Seymour H. Knox III & Pat LaFontaine (1997)

Rob Ray (1999)

## Additional Honors Awarded to the Sabres

### NHL Awards

2008-09

### Honor

Selected to Eastern Conference All-Star Team: **Thomas Vanek**

Selected as Third Star of the Month: **Ryan Miller** (January, 2009)

Selected as First Star of the Week: **Thomas Vanek** (October 13-19, 2008)

Selected as Third Star of the Week: **Thomas Vanek** (December 8-14, 2008)

2007-08

Selected to Eastern Conference All-Star Team: **Brian Campbell**

2006-07

Voted to NHL Second All-Star Team: **Thomas Vanek**, LW

Voted in as All-Star Game starters: **Ryan Miller**, **Brian Campbell**, **Daniel Briere**

Selected as First Star of the Month: **Ryan Miller** (October, 2006)

Selected as Rookie of the Month: **Drew Stafford** (March, 2007)

Selected as First Star of the Week: **Maxim Afinogenov** (October 16-22, 2006)

2005-06

Jack Adams Award: **Lindy Ruff**

Selected as NHL Defensive Player of the Week:

**Ryan Miller** (Dec. 19-25, 2005, Jan. 31-Feb 5, 2006)

2003-04

Selected to Future Stars Game At All-Star Game: **Derek Roy**

Selected as NHL Defensive Player of the Week:

**Martin Biron** (October 20-26, 2003)

2002-03

Selected to Eastern Conference All-Star Team: **Miroslav Satan**

Selected to Future Stars Game At All-Star Game:

**Ryan Miller**, **Henrik Tallinder**, **Taylor Pyatt**

Selected as NHL Player of the Week: **Miroslav Satan** (December 1-7, 2002)

Selected as NHL Rookie of the Month: **Ales Kotalik** (January, 2003)





## Additional Honors Awarded to the Sabres

NHL Awards	Honor
2001-02	Selected to World All-Star Team: Alexei Zhitnik Selected to Future Stars Game At All-Star Game: Tim Connolly
2000-01	Vezina Trophy: Dominik Hasek William M. Jennings Trophy: Dominik Hasek
1999-00	Selected as NHL Player of the Week: Dominik Hasek (April 3-9, 2000) Selected as NHL Player of the Week: Martin Biron (November 1-7, 1999)
1998-99	Vezina Trophy: Dominik Hasek King Clancy Trophy: Rob Ray Official NHL First-Team All-Star Goaltender: Dominik Hasek Selected to World All-Stars Team for NHL All-Star Game: Dominik Hasek (20 MINS, 4 GA, Starting Goaltender, Leading Votegetter); Alexei Zhitnik Selected as NHL Player of the Month: Dominik Hasek (December, 1998) Selected as NHL Player of the Week: Dominik Hasek (Nov. 30- Dec. 6, 1998, December 7-13, 1998, & April 5-11, 1999) Selected as NHL Player of the Week: Miroslav Satan (February 15-21, 1999 & March 15-21, 1999)
1997-98	Hart Trophy: Dominik Hasek Lester B. Pearson Award: Dominik Hasek Vezina Trophy: Dominik Hasek Official NHL First-Team All-Star Goaltender: Dominik Hasek Selected to World All-Stars Team for NHL All-Star Game: Dominik Hasek (20 MINS, 3 GA, Starting Goaltender) Selected as NHL Player of the Month: Dominik Hasek (December, 1997 & February, 1998) Selected as NHL Player of the Week: Dominik Hasek (December 1-7, 1997)
1996-97	Adams Award: Ted Nolan Hart Trophy: Dominik Hasek Lester B. Pearson Award: Dominik Hasek Vezina Trophy: Dominik Hasek Selke Trophy: Michael Peca Lester Patrick Trophy: Seymour H. Knox III & Pat LaFontaine Official NHL First-Team All-Star Goaltender: Dominik Hasek Selected to Eastern Conference Team for NHL All-Star Game: Dominik Hasek (20 MINS, 1 GA)
1995-96	Selected to Eastern Conference Team for NHL All-Star Game: Dominik Hasek (20 MINS, 1 GA, Winning Goaltender)
1994-95	Bill Masterton Trophy: Pat LaFontaine Vezina Trophy: Dominik Hasek Official NHL First-Team All-Star Goaltender: Dominik Hasek
1993-94	Jennings Trophy: Dominik Hasek & Grant Fuhr Vezina Trophy: Dominik Hasek Official NHL First-Team All-Star Goaltender: Dominik Hasek Selected to Eastern Conference Team for NHL All-Star Game: Alexander Mogilny Selected as NHL Co-Player of the Month: Dominik Hasek (December, 1993)





## Additional Honors Awarded to the Sabres

### NHL Awards

1992-93

### Honor

Elected to Hall of Fame: Seymour H. Knox III  
 Selected as NHL Co-Player of the Month: Alexander Mogilny (January, 1993)  
 Official NHL Second-Team All-Star Center: Pat LaFontaine  
 Official NHL Second-Team All-Star Right Wing: Alexander Mogilny  
 Selected to Wales Conference Team for NHL All-Star Game: Alexander Mogilny (1 goal, 1 assist), Pat LaFontaine (1 goal)

1991-92

Selected as NHL Co-Player of the Month: Pat LaFontaine (January, 1992)  
 Selected to Wales Conference Team for NHL All-Star Game:  
 Alexander Mogilny (1 goal, 1 assist)

1990-91

Elected to Hall of Fame: Scott Bowman  
 Selected to Wales Conference Team for NHL All-Star Game: Uwe Krupp

1989-90

Elected to Hall of Fame: Gilbert Perreault  
 Official NHL Second-Team All-Star Goaltender: Daren Puppa  
 Selected to Wales Conference Team for All-Star Game:  
 Pierre Turgeon (2 goals), Dave Andreychuk (1 goal, 1 assist),  
 Daren Puppa (31 MIN, 4 GA), Phil Housley (1 assist)

1988-89

Selected to Wales Conference Team for NHL All-Star Game: Phil Housley

1987-88

Official NHL All-Rookie Team Right Wing: Ray Sheppard  
 Official NHL All-Rookie Team Defense: Calle Johansson  
 Selected to Wales Conference Team for NHL All-Star Game: Christian Ruuttu  
 Selected as NHL Player of the Month: Tom Barrasso (January, 1988)  
 Selected as NHL Rookie of the Month: Ray Sheppard (February, 1988)

1986-87

Selected to NHL's All-Star Team for Rendez-Vous '87: Mike Ramsey

1985-86

Selected to Wales Conference Team for NHL All-Star Game: Mike Ramsey

1984-85

Selke Trophy: Craig Ramsay  
 Jennings Trophy: Tom Barrasso & Bob Sauve  
 Official NHL Second-Team All-Star Goaltender: Tom Barrasso  
 Selected to Wales Conference Team for NHL All-Star Game: Tom Barrasso (30 MIN, 2 GA), Bill Hajt (did not play due to injury), Mike Ramsey

1983-84

Vezina Trophy: Tom Barrasso  
 Calder Trophy: Tom Barrasso  
 Elected to Hall of Fame: Punch Imlach  
 Official NHL All-Star First-Team Goaltender: Tom Barrasso  
 Official NHL All-Rookie Team Goaltender: Tom Barrasso  
 Selected to Wales Conference Team for NHL All-Star Game:  
 Gilbert Perreault, Phil Housley (1 assist)

1982-83

Official NHL All-Rookie Team Defenseman: Phil Housley  
 Selected to Wales Conference Team for NHL All-Star Game: Mike Ramsey

1981-82

Selected to Wales Conference Team for NHL All-Star Game:  
 John Van Boxmeer (did not play due to injury), Mike Ramsey





## Additional Honors Awarded to the Sabres

### NHL Awards

1980-81

### Honor

Selected to Wales Conference Team for NHL All-Star Game: Danny Gare, Bill Hajt (did not play due to injury)  
Coach of Wales Conference Team for NHL All-Star Game: Scott Bowman

1979-80

Vezina Trophy: Don Edwards & Bob Sauve  
Official NHL All-Star Second-Team Goaltender: Don Edwards  
Official NHL All-Star Second-Team Defenseman: Jim Schoenfeld  
Official NHL All-Star Second-Team Right Wing: Danny Gare  
Selected to Wales Conference Team for NHL All-Star Game:  
Gilbert Perreault (1 assist), Danny Gare, Jim Schoenfeld, Don Edwards

1978-79

Selected to NHL Challenge Cup All-Star Team:  
Gilbert Perreault (1 goal, 1 assist), Jim Schoenfeld

1977-78

Elected to NHL Hall of Fame: Marcel Pronovost  
Official NHL All-Star Second-Team Goaltender: Don Edwards  
Selected to Wales Conference Team for NHL All-Star Game:  
Gilbert Perreault (game-winning goal in overtime), Rick Martin (1 goal)

1976-77

Elected to NHL Hall of Fame: Tim Horton  
Charlie Conacher Memorial Trophy: Jim Lorentz  
Official NHL All-Star Second-Team Left Winger: Rick Martin  
Official NHL All-Star Second-Team Center: Gilbert Perreault  
Selected to Wales Conference Team for NHL All-Star Game:  
Gerry Desjardins (29 MIN, 2 GA), Gilbert Perreault (1 assist),  
Rick Martin (2 goals), Jim Schoenfeld  
Most Valuable Player in All-Star Game: Rick Martin

1975-76

Official NHL All-Star Second-Team Left Winger: Rick Martin  
Official NHL All-Star Second-Team Center: Gilbert Perreault  
Selected to Wales Conference Team for NHL All-Star Game:  
Rick Martin (1 goal, 2 assists), Jerry Korab, Craig Ramsay  
Coach of Wales Conference Team for NHL All-Star Game: Floyd Smith

1974-75

Bill Masterton Trophy: Don Luce  
Official NHL All-Star First-Team Left Winger: Rick Martin  
Official NHL All-Star Second-Team Right Winger: Rene Robert  
Selected to Wales Conference Team for NHL All-Star Game:  
Rick Martin (1 assist), Rene Robert, Gilbert Perreault,  
Jerry Korab, Don Luce (1 goal)

1973-74

Official NHL All-Star First-Team Left Winger: Rick Martin  
Selected to East Division Team for NHL All-Star Game:  
Rick Martin, Dave Dryden (30 MIN, 5 GA), Gilbert Perreault

1972-73

Lady Byng Trophy: Gilbert Perreault  
Selected to East Division Team for NHL All-Star Game:  
Rick Martin, Rene Robert (1 goal)

1971-72

Selected to East Division Team for NHL All-Star Game:  
Rick Martin, Gilbert Perreault

1970-71

Calder Trophy: Gilbert Perreault  
Selected to East Division Team for NHL All-Star Game: Gilbert Perreault





## Sabres All-Time Attendance

Year	REGULAR SEASON			PLAYOFFS		
	GP	Attendance	Average	GP	Attendance	Average
1970-71	39	379,121	9,721	0	0	0
1971-72	39	597,622	15,324	0	0	0
1972-73	39	609,570	15,632	3	47,004	15,668
1973-74	39	611,052	15,668	0	0	0
1974-75	40	626,720	15,668	9	142,767	15,863
1975-76	40	657,320	16,433	5	82,165	16,433
1976-77	40	657,320	16,433	3	49,299	16,433
1977-78	40	657,320	16,433	4	65,732	16,433
1978-79	40	657,320	16,433	2	32,866	16,433
1979-80	40	657,320	16,433	7	115,031	16,433
1980-81	40	656,307	16,408	5	70,386	14,077
1981-82	40	619,400	15,585	2	30,043	15,022
1982-83	40	515,766	12,894	4	65,732	16,433
1983-84	40	566,562	14,164	2	32,866	16,433
1984-85	40	613,441	15,336	2	30,828	15,414
1985-86	40	587,635	14,691	0	0	0
1986-87	40	527,241	13,181	0	0	0
1987-88	40	571,088	14,277	3	49,299	16,433
1988-89	40	572,648	14,316	2	32,866	16,433
1989-90	40	634,692	15,867	3	49,076	16,359
1990-91	40	626,171	15,654	3	45,010	15,003
1991-92	40	615,668	15,392	3	44,069	14,690
1992-93	41	614,227	14,981	4	65,300	16,325
1993-94	41	602,779	14,702	3	46,889	15,630
1994-95	24	361,537	15,064	2	29,486	14,743
1995-96	41	563,271	13,738	0	0	0
1996-97	41	693,379	16,912	7	130,165	18,595
1997-98	41	641,034	15,635	7	130,165	18,595
1998-99	41	737,275	17,982	10	185,950	18,595
1999-00	41	736,174	17,955	2	37,380	18,690
2000-01	41	731,438	17,840	7	130,276	18,611
2001-02	41	705,468	17,207	0	0	0
2002-03	41	564,827	13,776	0	0	0
2003-04*	41	626,843	15,289	0	0	0
2005-06*	41	690,474	16,841	8	149,520	18,690
2006-07	41	766,290	18,690	9	168,210	18,690
2007-08**	41	765,817	18,678	0	0	0
2008-09	41	759,798	18,532	0	0	0

HSBC Arena increased capacity from 18,595 to 18,690 to start the 1999-00 season due to reconfiguration of the arenas handicapped seating.

\* - one game held at Blue Cross Arena, Rochester, NY

\*\* - one game held at Ralph Wilson Stadium, Orchard Park, NY (71,217)

Longest sellout streak including playoffs: 359  
(October 15, 1972 to November 12, 1980)





## Sabres Draft Selections

1970	RD.	NO.	POS.	AMATEUR TEAM
Perreault, Gilbert	1	1	C	Montreal Jr. Canadiens
Deadmarsh, Butch	2	15	LW	Brandon Wheat Kings
Cuddie, Steve	3	29	D	Toronto Marlboros
Wyrozub, Randy	4	43	C	Edmonton Oil Kings
Morton, Mike	5	57	F	Shawinigan Bruins
Keeler, Tim	6	71	D	Niagara Falls Flyers
Regan, Tim	7	84	G	Boston University
Rombough, Doug	8	97	C	St. Catharines Black Hawks
Nadeau, Luc	9	107	C	Drummondville Rangers

1971	RD.	NO.	POS.	AMATEUR TEAM
Martin, Richard	1	5	LW	Montreal Jr. Canadiens
Ramsay, Craig	2	19	LW	Peterborough TPT's
Hajt, Bill	3	33	D	Saskatoon Blades
Richer, Robert	4	47	C	Three Rivers Dukes
Warr, Steve	5	61	D	Clarkson University
Duguay, Pierre	6	75	C	Quebec Remparts

1972	RD.	NO.	POS.	AMATEUR TEAM
Schoenfeld, Jim	1	5	D	Niagara Falls Flyers
Carriere, Larry	2	25	D	Loyola Univ. (Montreal)
McMasters, Jim	3	37	D	Calgary Centennials
Campeau, Richard	4	53	D	Sorel Black Hawks
Gratton, Gilles	5	69	G	Oshawa Generals
McNab, Peter	6	85	RW	University of Denver

1973	RD.	NO.	POS.	AMATEUR TEAM
Titanic, Morris	1	12	LW	Sudbury Wolves
Landry, Jean	2	28	D	Quebec Remparts
Deschamps, Andre	3	44	LW	Quebec Remparts
Dupuis, Yvon	4	60	LW	Quebec Remparts
Smulders, Bob	5	76	RW	Peterborough TPT's
Korzack, Neil	6	92	RW	Peterborough TPT's
Young, Bob	7	108	D	University of Denver
O'Connell, Tim	8	124	RW	University of Vermont

1974	RD.	NO.	POS.	AMATEUR TEAM
Fogolin, Lee	1	11	D	Oshawa Generals
Gare, Danny	2	29	RW	Calgary Centennials
Deziel, Michel	3	47	LW	Sorel Black Hawks
McIntosh, Paul	4	65	D	Peterborough TPT's
Lariviere, Gary	5	83	D	St. Catharines Black Hawks
Given, David	6	101	D	Brown University
Noreau, Bernard	7	119	RW	Laval National
Constantin, Charles	8	136	LW	Quebec Remparts
Jodzio, Rick	9	153	LW	Hamilton Red Wings
Smith, Derek	10	168	C	Ottawa 67's
Tsujimoto, Taro	11	183	C	Tokyo Katanas
Geoffrion, Bob	12	196	LW	Cornwall Royals

1975	RD.	NO.	POS.	AMATEUR TEAM
Sauve, Bob	1	17	G	Laval National
Breitenbach, Ken	2	35	D	St. Catharines Black Hawks
Martin, Terry	3	44	LW	London Knights
McAdam, Gary	3	53	RW	St. Catharines Black Hawks





## Sabres Draft Selections

1975	RD.	NO.	POS.	AMATEUR TEAM
Neeld, Greg	4	71	D	Calgary Centennials
Edwards, Don	5	89	G	Kitchener Rangers
Minor, Jim	6	107	LW	Regina Pats
Rowe, Grant	7	125	D	Ottawa 67's
Tidey, Alex	8	143	RW	Lethbridge Broncos
Whitby, Andy	9	159	RW	Oshawa Generals
Moher, Len	10	174	G	University of Notre Dame

1976	RD.	NO.	POS.	AMATEUR TEAM
Kowal, Joe	2	33	LW	Hamilton Fincups
Maze, Henry	4	69	LW	Edmonton Oil Kings
Roscoe, Ron	5	87	D	Hamilton Fincups
Lemieux, Don	6	105	D	Three Rivers Draveurs

1977	RD.	NO.	POS.	AMATEUR TEAM
Seiling, Ric	1	14	RW	St. Catharines Fincups
Areschenkoff, Ron	2	32	C	Medicine Hat Tigers
Stewart, Bill	4	68	D	Niagara Falls Flyers
Sirois, Richard	5	86	G	Laval National
Ramsey, Wayne	6	104	D	Brandon Wheat Kings

1978	RD.	NO.	POS.	AMATEUR TEAM
Playfair, Larry	1	13	D	Portland Winter Hawks
McKegney, Tony	2	32	LW	Kingston Canadiens
McClanahan, Rob	3	49	LW	University of Minnesota
Gazdic, Mike	4	66	D	Sudbury Wolves
Ireland, Randy	5	82	G	Portland Winter Hawks
McGregor, Cam	6	99	LW	Cornwall Royals
Eastman, Dan	7	116	C	London Knights
Stroebel, Eric	8	133	C	University of Minnesota
O'Sullivan, Eugene	9	150	C	Calgary Wranglers

1979	RD.	NO.	POS.	AMATEUR TEAM
Ramsey, Mike	1	11	D	University of Minnesota
Ruff, Lindy	2	32	D	Lethbridge Broncos
Robinson, Mark	3	53	D	Victoria Cougars
Cloutier, Jacques	3	55	G	Three Rivers Draveurs
Hamel, Gilles	4	74	LW	Laval National
Haworth, Alan	5	95	C	Sherbrooke Beavers
Knickle, Rick	6	116	G	Brandon Wheat Kings

1980	RD.	NO.	POS.	AMATEUR TEAM
Patrick, Steve	1	20	RW	Brandon Wheat Kings
Moller, Mike	2	41	RW	Lethbridge Broncos
McKenna, Sean	3	56	RW	Sherbrooke Beavers
North, Jay	3	62	C	Jefferson (Minn.) H.S.
Wiemer, Jim	4	83	D	Peterborough Petes
Rueter, Dirk	5	104	D	Sault St. Marie Greyhounds
Naud, Daniel	6	125	D	Sorel Black Hawks
Paavola, Jari	7	146	G	T.P.S. (Finland)
Cunneyworth, Randy	8	167	C	Ottawa 67's
Beckon, Dave	9	188	C	Peterborough Petes
Bader, John	10	209	LW	Irondale (Minn.) H.S.





## Sabres Draft Selections

1981	RD.	NO.	POS.	AMATEUR TEAM
Dudacek, Jiri	1	17	RW	Czechoslovakia
Virta, Hannu	2	38	D	T.P.S. (Finland)
Aldred, Jim	3	59	LW	Kingston Canadiens
Chisholm, Colin	3	60	D	Calgary Wranglers
Eatough, Jeff	4	80	RW	Cornwall Royals
Wikberg, Anders	4	83	LW	Timra (Sweden)
Eivola, Mauri	5	101	C	T.P.S. (Finland)
Butorac, Ali	6	122	D	Ottawa 67's
Leime, Heikki	7	143	D	T.P.S. (Finland)
Orlando, Gates	8	164	C	Providence College
Sebek, Venci	9	185	D	Niagara Falls Flyers
Harper, Warren	10	206	RW	Prince Albert

1982	RD.	NO.	POS.	AMATEUR TEAM
Housley, Phil	1	6	D	South St. Paul (Minn.) H.S.
Cyr, Paul	1	9	LW	Victoria Cougars
Andreychuk, Dave	1	16	C	Oshawa Generals
Anderson, Mike	2	26	C	North St. Paul (Minn.) H.S.
Johansson, Jens	2	30	D	Pitea (Sweden)
Jutila, Timo	4	68	D	Tappara (Finland)
Hamilton, Jeff	4	79	C	Providence College
Logan, Bob	5	100	RW	West Island
Parker, Jeff	6	111	C	Mariner (Minn.) H.S.
Gustavsson, Jacob	6	121	G	Almtuna (Sweden)
Bishop, Alan	7	142	D	Niagara Falls Flyers
Verret, Claude	8	163	C	Three Rivers Draveurs
Norman, Rob	9	184	RW	Cornwall Royals
Craig, Mike	10	205	G	Billings Bighorns
Plankers, Jim	11	226	D	Cloquet (Minn.) H.S.

1983	RD.	NO.	POS.	AMATEUR TEAM
Barrasso, Tom	1	5	G	Acton-Boxborough H.S.
Lacombe, Normand	1	10	RW	Univ. of New Hampshire
Creighton, Adam	1	11	C	Ottawa 67's
Tucker, John	2	31	C	Kitchener Rangers
Hajdu, Richard	2	34	LW	Kamloops Jr. Oilers
Puppa, Daren	4	74	G	Kirkland Lake Intermediates
Meyer, Jayson	5	94	D	Regina Pats
Hofford, James	6	114	D	Windsor Spitfires
Ruuttu, Christian	7	134	C	IFK, Helsinki (Finland)
McSween, Don	8	154	D	Redford (Mich.) Royals
Hoover, Tim	9	174	D	Sault St. Marie Greyhounds
Ferner, Mark	10	194	D	Kamloops Blazers
Krupp, Uwe	11	214	D	Kolner (West Germany)
Hamelin, Marc	12	234	G	Shawinigan Cataracts
Salfi, Kermit	12	235	LW	Northwood Prep H.S.

1984	RD.	NO.	POS.	AMATEUR TEAM
Andersson, Mikael	1	18	LW	Vastra Frolunda (Sweden)
Trapp, Doug	2	39	LW	Regina Pats
Sheppard, Ray	3	60	RW	Cornwall Royals
Halkidis, Bob	4	81	D	London Knights
Rampton, Joey	5	102	LW	Sault Ste. Marie Greyhounds
Gasseau, James	6	123	D	Drummondville
Wakaluk, Darcy	7	144	G	Kelowna Wings





## Sabres Draft Selections

1984	RD.	NO.	POS.	AMATEUR TEAM
Stambert, Orwar	8	165	D	Djurgardens (Sweden)
McKinnon, Brian	10	207	C	Ottawa 67's
Delcourt, Grant	11	228	RW	Kelowna Wings
Baker, Sean	12	249	LW	Seattle Breakers

1985	RD.	NO.	POS.	AMATEUR TEAM
Johansson, Calle	1	14	D	Vastra Frolunda (Sweden)
Hogue, Benoit	2	35	C	St. Jean Beavers
Gretzky, Keith	3	56	C	Windsor Compuware Spitfires
Moylan, Dave	4	77	D	Sudbury Wolves
Priestlay, Ken	5	98	C	Victoria Cougars
Reekie, Joe	6	119	D	Cornwall Royals
Matikainen, Petri	7	140	D	Sapko (Finland)
Kaese, Trent	8	161	RW	Lethbridge Broncos
Sejba, Jiri	9	182	LW	Dukla Jihlava (Czech.)
Sutton, Boyd	10	203	C	Stratford Jr. B
Larose, Guy	11	224	C	Guelph Platers
Baumgartner, Ken	12	245	D	Prince Albert Raiders

1986	RD.	NO.	POS.	AMATEUR TEAM
Anderson, Shawn	1	5	D	Team Canada
Brown, Greg	2	26	D	St. Marks H.S.
Corkum, Bob	3	47	RW	University of Maine
Kerr, Kevin	3	56	RW	Windsor Compuware Spitfires
Baseggio, David	4	68	D	Yale University
Rooney, Larry	5	89	D	Thayer
Baldris, Miguel	6	110	D	Shawinigan Cataracts
Hartman, Mike	7	131	RW	North Bay Centennials
Guay, Francois	8	152	LW	Laval Titans
Whitham, Shawn	9	173	D	Providence College
Rein, Kenton	10	194	G	Prince Albert Raiders
Arndt, Troy	11	215	D	Portland Winter Hawks
Capello, Jeff	S1	5	LW	University of Vermont
Cullen, John	S2	10	C	Boston University

1987	RD.	NO.	POS.	AMATEUR TEAM
Turgeon, Pierre	1	1	C	Granby Bisons
Miller, Brad	2	22	D	Regina Pats
MacVicar, Andrew	3	53	LW	Peterborough Petes
Bradley, John	4	84	G	New Hampton H.S.
Pergola, David	5	85	RW	Belmont Hill H.S.
Marshall, Chris	6	106	LW	Boston College H.S.
Flanigan, Paul	7	127	D	New Hampton H.S.
Dooley, Sean	8	148	D	Groton
Roberts, Tim	8	153	C	Deerfield Academy
Tkachuk, Grant	9	169	LW	Saskatoon Blades
Herbers, Ian	10	190	D	Swift Current Broncos
Littman, David	11	211	G	Boston College
MacIssac, Allan	12	232	LW	Guelph Platers
Snuggerud, Dave	S1	1	LW	University of Minnesota
de Carle, Mike	S2	6	RW	Lake Superior St.

1988	RD.	NO.	POS.	AMATEUR TEAM
Savage, Joel	1	13	RW	Victoria Cougars
Loewen, Darcy	3	55	LW	Spokane Chiefs
Carney, Keith	4	76	D	Mt. St. Charles H.S.





## Sabres Draft Selections

1988	RD.	NO.	POS.	AMATEUR TEAM
Mogilny, Alexander	5	89	RW	ZSKA Moscow
Ray, Rob	5	97	LW	Cornwall Royals
Di Vita, David	6	106	D	Lake Superior State
McLaughlin, Mike	6	118	LW	Choate
Griffith, Mike	7	139	RW	Ottawa 67's
Ruoho, Daniel	8	160	D	Madison Memorial H.S.
Flaherty, Wade	9	181	G	Victoria Cougars
Nieman, Thomas	11	223	RW	Choate
Wallwork, Robert	12	244	C	Miami (Ohio) University
Davies, Clarke	S3	18	D	Ferris State University

1989	RD.	NO.	POS.	AMATEUR TEAM
Haller, Kevin	1	14	D	Regina Pats
Thomas, Scott	3	56	RW	Nichols (N.Y.) H.S.
MacDonald, Doug	4	77	C	University of Wisconsin
Sutton, Ken	5	98	D	Saskatoon Blades
Pye, Bill	6	107	G	Northern Michigan University
Barkley, Mike	6	119	RW	University of Maine
Plante, Derek	8	161	C	Cloquet (Minn.) H.S.
Audette, Donald	9	183	RW	Laval Titans
Astley, Mark	10	194	D	Lake Superior State
Nelson, John	10	203	C	Toronto Marlboros
Henderson, Todd	11	224	G	Thunder Bay
Bavis, Michael	12	245	RW	Cushing Academy
Boyce, Ian	S3	19	LW	University of Vermont

1990	RD.	NO.	POS.	AMATEUR TEAM
May, Brad	1	14	LW	Niagara Falls Thunder
McCarthy, Brian	4	82	C	Pingree H.S. (Mass.)
Smehlik, Richard	5	97	D	Vitkovice (Czech.)
Bojcun, Todd	5	100	G	Peterborough (OHL)
Pascall, Brad	5	103	D	University of North Dakota
Gordiouk, Viktor	7	142	LW	Krylja Sovetov
Nedoma, Milan	8	166	D	Zetor Brno (Czech.)
Winch, Jason	9	187	LW	Niagara Falls Thunder
Naud, Sylvain	10	208	RW	Laval Titans
Martin, Kenneth	11	229	LW	Belmont Hill (Mass.) H.S.
Rubachuk, Brad	12	250	C	Lethbridge Hurricanes
McFarlane, Shane	S3	24	C	University of North Dakota

1991	RD.	NO.	POS.	AMATEUR TEAM
Boucher, Philippe	1	13	D	Granby Bisons
Dawe, Jason	2	35	LW	Peterborough Petes
Young, Jason	3	57	LW	Sudbury Wolves
Ambroziak, Peter	4	72	LW	Ottawa 67's
Shields, Steve	5	101	G	Univ. of Michigan
O'Donnell, Sean	6	123	D	Sudbury Wolves
Holzinger, Brian	6	124	C	Detroit Red Wings Jr. A
Snell, Chris	7	145	D	Ottawa 67's
Kuntos, Jiri	8	162	D	Jihlava (Czech.)
Iob, Tony	9	189	LW	Sault St. Marie Greyhounds
Meany, Spencer	10	211	RW	St. Lawrence University
Volkov, Mihail	11	233	RW	Krylja (U.S.S.R.)
Smith, Mike	12	255	D	Lake Superior State
Steer, Jamie	S3	19	RW	Michigan Tech





## Sabres Draft Selections

1992	RD.	NO.	POS.	AMATEUR TEAM
Cooper, David	1	11	D	Medicine Hat (WHL)
Cierny, Jozef	2	35	LW	Zvolen (Czech)
Steiner, Ondrej	3	59	C	Plzen (Czech)
Melanson, Dean	4	80	D	St. Hyacinthe (QMJHL)
Barnaby, Matthew	4	83	LW	Beauport (QMJHL)
Ketterer, Markus	5	107	G	Jokerit (Finland)
Khmylev, Yuri	5	108	LW	Krylja (CIS)
Rushforth, Paul	6	131	C	North Bay (OHL)
Tiltgen, Dean	8	179	C	Tri-City (WHL)
Simon, Todd	9	203	C	Niagara Falls (OHL)
Kowalsky, Rick	10	227	RW	Sault St. Marie (OHL)
Clancy, Chris	11	251	LW	Cornwall (OHL)

1993	RD.	NO.	POS.	AMATEUR TEAM
Tsygurov, Denis	2	38	D	Lada Togliatti (CIS)
Philpott, Ethan	3	64	RW	Phillips Andover Academy
Safarik, Richard	5	116	LW	Nitra (EUR)
Pozzo, Kevin	6	142	D	Moose Jaw (WHL)
Petrenko, Sergei	7	168	LW	Dynamo Moscow (CIS)
Barrie, Mike	8	194	C	Victoria (WHL)
Moore, Barrie	9	220	LW	Sudbury (OHL)
Davis, Chris	10	246	G	Calgary Royals (Tier 2)
Nichol, Scott	11	272	C	Portland (WHL)

1994	RD.	NO.	POS.	AMATEUR TEAM
Primeau, Wayne	1	17	C	Owen Sound (OHL)
Brown, Curtis	2	43	C	Moose Jaw (WHL)
Ndur, Rumun	3	69	D	Guelph (OHL)
Klimentiev, Sergei	5	121	D	Medicine Hat (WHL)
Benazic, Cal	6	147	D	Medicine Hat (WHL)
Plouffe, Steve	7	168	G	Granby (QMJHL)
Hnidy, Shane	7	173	D	Prince Albert (WHL)
Webb, Steve	7	176	RW	Peterborough (OHL)
Westerby, Bob	8	199	LW	Kamloops (WHL)
Millar, Craig	9	225	D	Swift Current (WHL)
Polak, Mark	10	251	C	Medicine Hat (WHL)
Wright, Shayne	11	277	D	Owen Sound (OHL)

1995	RD.	NO.	POS.	AMATEUR TEAM
McKee, Jay	1	14	D	Niagara Falls (OHL)
Biron, Martin	1	16	G	Beauport (QMJHL)
Dutiaume, Mark	2	42	LW	Brandon (WHL)
Sunderland, Mathieu	3	68	RW	Drummondville (QMJHL)
Davidson, Matt	4	94	RW	Portland (WHL)
Menhart, Marian	5	111	D	Litvinov (Czech)
Popp, Kevin	5	119	D	Seattle (WHL)
Bienvenue, Daniel	5	123	LW	Val d'Or (QMJHL)
Scott, Brian	7	172	C	Kitchener (OHL)
Zanutto, Mike	8	198	C	Oshawa (OHL)
Skrlac, Rob	9	224	LW	Kamloops (WHL)

1996	RD.	NO.	POS.	AMATEUR TEAM
Rasmussen, Erik	1	7	C/LW	University of Minnesota
Sarich, Cory	2	27	D	Saskatoon (WHL)
Van Oene, Darren	2	33	LW	Brandon (WHL)





## Sabres Draft Selections

1996	RD.	NO.	POS.	AMATEUR TEAM
Methot, Francois	3	54	C	St-Hyacinthe (QMJHL)
Walsh, Kurt	4	87	RW	Owen Sound (OHL)
Martone, Mike	4	106	D	Peterborough (OHL)
Tezikov, Alexei	5	115	D	Lada Togliatti (Russia)
Davis, Ryan	6	142	RW	Owen Sound (OHL)
Mortier, Darren	6	161	C	Sarnia (OHL)
Buhler, Scott	9	222	G	Medicine Hat (WHL)

1997	RD.	NO.	POS.	AMATEUR TEAM
Noronen, Mika	1	21	G	Tappara (Finland)
Tallinder, Henrik	2	48	D	AIK (Sweden)
Afinogenov, Maxim	3	69	RW	Dynamo (Russia)
Martin, Jeff	3	75	C	Windsor (OHL)
Theoret, Luc	4	101	D	Lethbridge (WHL)
DiRoberto, Torrey	5	128	C	Seattle (WHL)
Campbell, Brian	6	156	D	Ottawa (OHL)
Adduono, Jeremy	7	184	RW	Sudbury (OHL)
Piros, Kamil	8	212	C	Litvinov (Czech)
Kemp, Dylan	9	238	D	Lethbridge (WHL)

1998	RD.	NO.	POS.	AMATEUR TEAM
Kalinin, Dimitri	1	18	D	Traktor (Russia)
Peters, Andrew	2	34	LW	Oshawa (OHL)
Milley, Norman	2	47	RW	Sudbury (OHL)
Kristek, Jaroslav	2	50	RW	ZPS Zlin (Czech)
Pandolfo, Mike	3	77	LW	St. Sebastien's
Goldade, Aaron	5	137	C	Brandon (WHL)
Kotalik, Ales	6	164	RW	HC Ceske Budejovice (Czech)
Moran, Brad	7	191	C	Calgary (WHL)
Moravec, David	8	218	RW	HC Vitkovice (Czech)
Terglav, Edo	9	249	RW	Baie-Comeau (QMJHL)

1999	RD.	NO.	POS.	AMATEUR TEAM
Heisten, Barrett	1	20	LW	University of Maine
Bartovic, Milan	2	35	RW	Trencin (Slovakia)
Janik, Doug	2	55	D	University of Maine
Zigomanis, Michael	2	64	C	Kingston (OHL)
Preston, Tim	3	73	LW	Seattle (WHL)
Mosovsky, Karel	4	117	LW	Regina (WHL)
Miller, Ryan	5	138	G	Soo (NAHL)
Kinch, Matthew	5	146	D	Calgary (WHL)
Hyacinthe, Seneque	6	178	LW	Val D'Or (QMJHL)
Dececco, Bret	7	206	RW	Seattle (WHL)
Self, Brad	8	235	C	Peterborough (OHL)
Brunel, Craig	9	263	RW	Prince Albert (WHL)

2000	RD.	NO.	POS.	AMATEUR TEAM
Kriukov, Artem	1	15	C	Yaroslavl (Russia)
Decaire, Gerard	2	48	D	Seattle (WHL)
Rousseau, Ghyslain	4	111	G	Baie-Comeau (QMJHL)
Denisov, Denis	5	149	D	HC Moscow (Russia)
Bizyayev, Vasily	7	213	F	CSKA Jr. (Russia)
Gaustad, Paul	7	220	C/LW	Portland (WHL)
McMorrow, Sean	8	258	D	Kitchener (OHL)
Courtney, Ryan	9	277	LW	Windsor (OHL)





## Sabres Draft Selections

2001	RD.	NO.	POS.	AMATEUR TEAM
Novotny, Jiri	1	22	C	Budejovice (Czech)
Roy, Derek	2	32	C	Kitchner (OHL)
Thorburn, Chris	2	50	C	North Bay (OHL)
Pominville, Jason	2	55	RW	Shawinigan (QMJHL)
Vondrka, Michal	5	155	LW	Budejovice (Czech)
Aslund, Calle	8	234	D	Huddinge (Sweden)
Dubec, Marek	8	247	D	Vsetin (Slovakia)
Jorde, Ryan	9	279	D	Tri-City (WHL)

2002	RD.	NO.	POS.	AMATEUR TEAM
Ballard, Keith	1	11	D	University of Minnesota
Paille, Daniel	1	20	LW	Guelph (OHL)
Tessier, Michael	3	76	LW	Acadie-Bathurst (QMJHL)
Adams, John	3	82	D	Boston College
Hulva, Jakub	4	108	F	Citkovice (Czech)
Magers, Marty	4	121	G	Omaha (USHL)
Sheviev, Maxim	6	178	C	Elemash Elektorstal (Russia)
Hecl, Radoslav	7	208	D	Bratislava (Slovakia)
Wideman, Dennis	8	241	D	London (OHL)
Cizek, Martin	9	271	D	HC Slavia Praha (Czech)

2003	RD.	NO.	POS.	AMATEUR TEAM
Vanek, Thomas	1	5	LW	University of Minnesota
Fabry, Branislav	2	65	RW	Bratislava Jr. (Slovakia)
MacArthur, Clarke	3	74	LW	Medicine Hat (WHL)
Hejda, Jan	4	106	D	HC Slavia Praha (Czech)
Ezhov, Denis	4	114	D	Togliatti (Russia)
Morrow, Thomas	5	150	D	Des Moines (USHL)
Voroshinin, Pavel	6	172	D	Mississauga (OHL)
Paetsch, Nathan	7	202	D	Moose Jaw (WHL)
Weber, Jeff	8	235	G	Plymouth (OHL)
Martin, Louis-Phillippe	9	266	RW	Baie-Comeau (QMJHL)

2004	RD.	NO.	POS.	AMATEUR TEAM
Stafford, Drew	1	13	RW	University of North Dakota
Funk, Michael	2	43	D	Portland (WHL)
Sekera, Andrej	3	71	D	Trencin Jr. (Slovakia)
Valent, Michal	5	145	G	Martin Jr. (Slovakia)
Kaletka, Patrick	6	176	RW	Peterborough (OHL)
Mancari, Mark	7	207	RW	Ottawa (OHL)
Card, Mike	8	241	D	Kelowna (WHL)
Hunter, Dylan	9	273	LW	London (OHL)

2005	RD.	NO.	POS.	AMATEUR TEAM
Zagraban, Marek	1	13	C	Chicoutimi (QMJHL)
Gogulla, Philippe	2	48	LW	Koln (Germany)
Gagnani, Marc-Andre	3	87	D	PEI (QMJHL)
Butler, Chris	4	96	D	Sioux City (USHL)
Gerbe, Nathan	5	142	C	US Under-18 (USDL)
Dennis, Adam	6	182	G	London (OHL)
Buravchikov, Vyacheslav	6	191	D	Kryja (Russia)
Orpik, Andrew	7	227	D	Thayer Academy (USHSE)





## Sabres Draft Selections

2006	RD.	NO.	POS.	AMATEUR TEAM
Persson, Dennis	1	24	D	Vasteras Jr. (Sweden)
Enroth, Jhonas	2	46	G	Sodertalje (Sweden)
Weber, Mike	2	57	D	Windsor (OHL)
Schutz, Felix	4	117	C	Saint John (QMJHL)
Biega, Alex	5	147	D	Salisbury (USHS)
Breault, Benjamin	7	207	C	Baie Comeau (QMJHL)

2007	RD.	NO.	POS.	AMATEUR TEAM
Brennan, T.J.	2	31	D	St. John's (QMJHL)
Schiestel, Drew	2	59	D	Mississauga (OHL)
Tropp, Corey	3	89	F	Sioux Falls (USHL)
Eidsness, Bradley	5	139	G	Okotoks (AJHL)
Allard, Jean-Simon	5	147	C	St. John's (QMJHL)
Byron, Paul	6	179	C	Gatineau (QMJHL)
Eno, Nick	7	187	G	Green Mountain (EJHL)
MacKenzie, Drew	7	209	D	The Taft School (USHS)

2008	RD.	NO.	POS.	AMATEUR TEAM
Myers, Tyler	1	12	D	Kelowna (WHL)
Ennis, Tyle	1	26	LW	Medicine Hat (WHL)
Adam, Luke	2	44	LW	St. John's (WHL)
Fienhage, Cory	3	81	D	Eastview (USHS)
Jokinen, Justin	4	101	RW	Cloquet (USHS)
Southorn, Jordon	4	104	D	PEI (QMJHL)
Lagace, Jacob	5	134	LW	Chicoutimi (QMJHL)
Crawford, Nick	6	164	D	Saginaw (OHL)

2009	RD.	NO.	POS.	AMATEUR TEAM
Kassian, Zack	1	13	RW	Peterborough (OHL)
McNabb, Brayden	3	66	D	Kootenay (WHL)
Foligno, Marcus	4	104	LW	Sudbury (OHL)
Adams, Mark	5	134	D	Malden Catholic (USHS)
Knapp, Connor	6	164	G	Miami (CCHA)
Legault, Maxime	7	194	RW	Shawinigan (QMJHL)

S in round number refers to the supplemental draft.





## Sabres Major Transactions 1970 to 2009

DATE	TRANSACTION
6-9-70	Selected Kevin O'Shea, Cliff Schmautz, Brian McDonald and Bill Inglis in the Inter-League Draft.
6-9-70	Claimed Joe Daley on waivers from Pittsburgh.
6-10-70	Selected Tom Webster, Al Hamilton, Don Marshall, Tracy Pratt, Jim Watson, Francois Lacombe, Phil Goyette, Reg Fleming, Mike McMahon, Skip Krake, Jean-Guy Lagace, Craig Cameron, Chris Evans, Doug Barrie, Gerry Meehan, Paul Terbenche, Brian Perry, Howie Menard, Rocky Farr and Gary Edwards in the NHL Expansion Draft.
6-10-70	Traded Tom Webster to Detroit for Roger Crozier.
6-10-70	Purchased Ted Hodgson from the N.Y. Rangers.
9-2-70	Purchased Floyd Smith and Brent Imlach from Toronto.
10-2-70	Traded Craig Cameron to St. Louis for Ron Anderson.
10-9-70	Purchased Dave Dryden from Pittsburgh.
10-19-70	Purchased Bill Sutherland from Philadelphia.
10-19-70	Traded Bill Sutherland to St. Louis for future considerations.
11-2-70	Claimed Steve Atkinson on waivers from Boston.
11-2-70	Claimed Paul Andrea on waivers from California.
11-3-70	Claimed Bob Baun on waivers from Detroit.
11-4-70	Traded Bob Baun to St. Louis for Jean-Guy Talbot and Larry Keenan.
11-25-70	Traded Mike McMahon to Los Angeles for Eddie Shack and Dick Duff.
12-28-70	Lost Cliff Schmautz on waivers to Philadelphia.
1-24-71	Traded Jean-Guy Legace to Pittsburgh for Terry Ball.
5-25-71	Traded Joe Daley to Detroit for Don Luce and Mike Robitaille.
6-8-71	Selected Danny Lawson from Minnesota, Rod Zaine from Pittsburgh, Rene Robert and Ken Murray from Toronto, Ray McKay from Chicago, Tom Miller from Detroit and Hugh Harris from Montreal and lost Don Marshall to Toronto, Gary Edwards to Los Angeles and Rene Robert to Pittsburgh in Intra-League Draft.
11-16-71	Traded Larry Keenan to Philadelphia for Larry Mickey.
12-16-71	Traded Doug Barrie and Mike Keeler to Los Angeles for Mike Byers and Larry Hillman.
1-14-72	Traded a second-round draft choice in 1972 (Larry Sacharuk) to the New York Rangers for Jim Lorentz.
3-3-72	Lost Kevin O'Shea on waivers to St. Louis.
3-4-72	Traded Eddie Shack to Pittsburgh for Rene Robert.
3-5-72	Traded Chris Evans to St. Louis for George Morrison and a second-round draft choice in 1972 (Larry Carriere).
3-5-72	Sold Phil Goyette to the N.Y. Rangers.
6-5-72	Acquired Tim Horton from Pittsburgh in Intra-League Draft.
6-6-72	Lost Tom Miller and Ken Murray to the N.Y. Islanders and Rod Zaine to Atlanta in the Expansion Draft.
6-18-72	Purchased Rod Busniuk from Montreal.
2-14-73	Traded Butch Deadmarsh to Atlanta for Norm Gratton.
6-12-73	Lost Ray McKay to California and acquired Joe Noris from St. Louis in the Intra-League Draft.
6-14-73	Traded Jake Rathwell to St. Louis for Paul Curtis.
12-27-73	Traded Tracy Pratt and John Gould to Vancouver for Jerry Korab.
1-21-74	Traded Paul Curtis to the N.Y. Rangers for Real Lemieux.
3-10-74	Traded Doug Rombough to the N.Y. Islanders for Brian Spencer.
6-10-74	Lost Ron Busniuk to Detroit in Intra-League Draft.





## Sabres Major Transactions 1970 to 2009

DATE	TRANSACTION
6-12-74	Lost Paul Terbenche to Kansas City and Steve Atkinson and Randy Wyrozub to Washington in the Expansion Draft.
10-14-74	Traded Gerry Meehan and Mike Robitaille to Vancouver for Jocelyn Guevremont and Bryan McSheffrey.
1-27-75	Traded Norm Gratton and a third-round draft choice in 1976 (Ron Zanussi) to Minnesota for Fred Stanfield.
3-3-75	Traded the rights to Garry Lariviere to the N.Y. Islanders for the rights to Gerry Desjardins.
10-1-75	Sold Rocky Farr to Kansas City.
10-1-75	Traded Larry Carriere, a first-round draft choice in 1976 (Greg Carroll) and cash to Atlanta for Jacques Richard.
6-11-76	Traded the rights to free agent Peter McNab to Boston for the rights to free agent Andre Savard.
3-3-77	Sold Roger Crozier to Washington.
9-20-77	Traded Brian Spencer to Pittsburgh for Ron Schock.
2-6-79	Traded Gary McAdam to Pittsburgh for Dave Schultz.
3-12-79	Traded Jocelyn Guevremont to the N.Y. Rangers for a third-round draft choice in 1979 (Jacques Cloutier) and a third-round draft choice in 1980 (Sean McKenna).
6-13-79	Lost Lee Fogolin and Ron Areshenkoff to Edmonton, Terry Martin to Quebec and Dave Given to Hartford in the Expansion Draft.
10-5-79	Traded Rene Robert to Colorado for John Van Boxmeer.
11-13-79	Traded Alex Tidey to Edmonton for John Gould.
3-10-80	Traded Jerry Korab to Los Angeles for a first-round draft choice in 1982 (Phil Housley).
10-30-80	Traded Bill Stewart to St. Louis for Bob Hess and a fourth-round draft choice in 1981 (Anders Wickenberg).
1-12-81	Lost Rick Dudley on waivers to Winnipeg.
3-10-81	Traded Rick Martin to Los Angeles for a third-round draft choice in 1981 (Colin Chisholm) and a first-round draft choice in 1983 (Tom Barrasso).
3-10-81	Traded Don Luce to Los Angeles for a sixth-round draft choice in 1982 (Jeff Parker) and cash.
10-5-81	Acquired Yvon Lambert from Montreal and lost Rob McClanahan to Hartford in Waiver Draft.
12-2-81	Traded Jim Schoenfeld, Danny Gare and Derek Smith to Detroit for Mike Foligno, Dale McCourt and Brent Peterson.
12-2-81	Traded Bob Sauve to Detroit for a conditional first-round draft choice (Sauve was returned to the Sabres after the 1981-82 season).
2-8-82	Acquired Paul Harrison on waivers from Pittsburgh.
6-9-82	Traded Alan Haworth and a third-round draft choice in 1982 (Milan Novy) to Washington for a second-round draft choice (Mike Anderson) and a fourth-round draft choice (Timo Jutila) in 1982.
6-9-82	Traded Don Edwards, Richie Dunn, a second-round draft choice in 1982 (Rich Kromm) and a first-round draft choice in 1983 (Dan Quinn) to Calgary for a first-round draft choice (Paul Cyr) and second-round draft choice (Jens Johansson) in 1982 and a first-round draft choice (Norm Lacombe) and a second-round draft choice in 1983 (John Tucker).
6-9-82	Traded a 12th-round draft choice in 1982 (Marco Callas) to Washington for a 12th-round draft choice in 1983 (Kermit Salfi)





## Sabres Major Transactions 1970 to 2009

DATE	TRANSACTION
6-6-83	Traded Tony McKeegney, Andre Savard, J.F. Sauve and a third-round draft choice in 1983 (Iirvo Jarvi) to Quebec for Real Cloutier and a first-round draft choice in 1983 (Adam Creighton).
10-3-83	Lost John Van Boxmeer to Quebec in the Waiver Draft.
12-6-84	Traded Steve Patrick and Jim Wiemer to the N.Y. Rangers for Dave Maloney and Chris Renaud.
9-9-85	Purchased Don Lever from New Jersey.
10-4-85	Traded Randy Cunneynworth and Mike Moller to Pittsburgh for Pat Hughes.
10-7-85	Lost Brent Peterson to Vancouver in the Waiver Draft.
10-15-85	Traded Bob Sauve to Chicago for a third-round draft choice in 1985 (Kevin Kerr).
1-30-86	Traded Larry Playfair, Sean McKenna and Ken Baumgartner to Los Angeles for Brian Engblom and Doug Smith.
3-11-86	Traded a 12th-round draft choice in 1986 (Doug Kirton) to New Jersey for Phil Russell.
4-22-86	Traded a third-round draft choice in 1987 (Ross Wilson) to Los Angeles for an eighth-round draft choice in 1987 (Tim Roberts) and future considerations.
6-21-86	Traded Gilles Hamel to Winnipeg for Scott Arniel.
10-3-86	Traded Brian Engblom to Calgary for Jim Korn.
10-6-86	Acquired Clark Gillies from the N.Y. Islanders and Wilf Palement from the N.Y. Rangers while losing Pat Hughes to St. Louis and Mal Davis to Los Angeles in the Waiver Draft.
10-7-86	Traded Ric Seiling to Detroit for future considerations.
11-19-86	Traded a second-round draft choice in 1988 (Martin St. Amour) to Montreal for Tom Kurvers.
3-6-87	Traded Norm Lacombe, the professional rights to Wayne Van Dorp and a fourth-round draft choice in 1987 (Peter Eriksson) to Edmonton for Mark Napier, Lee Fogolin and a fourth-round draft choice in 1987 (John Bradley).
5-22-87	Traded Jim Korn to New Jersey for Jan Ludvig.
6-13-87	Traded Tom Kurvers to New Jersey for a third-round draft choice in 1987 (Andrew MacVicar) and a 10th-round draft choice in 1989 (Mark Astley).
10-5-87	Acquired Ed Hospodar from Philadelphia and Kevin Maguire from Toronto and lost Dave Fenyves to Philadelphia in the Waiver Draft.
10-13-87	Traded Andy Ristau to Minnesota for a sixth-round draft choice in 1988 (David Di Vita).
12-31-87	Traded Paul Cyr and a 10th-round draft choice in 1988 (Eric Fenton) to the N.Y. Rangers for Mike Donnelly and a fifth-round draft choice in 1988 (Alexander Mogilny).
2-11-88	Traded Steve Dykstra and a seventh-round draft choice in 1989 (Davis Payne) to Edmonton for Scott Metcalfe and a ninth-round draft choice in 1989 (Donald Audette).
10-3-88	Acquired Steve Smith from Calgary and lost Doug Smith to Edmonton and Jim Hofford to Los Angeles in the Waiver Draft.
10-3-88	Acquired Wayne Van Dorp from Pittsburgh for a seventh-round draft choice in 1990 (Pat Neaton).
10-21-88	Traded Bob Logan and a ninth-round draft choice in 1989 (Jim Giacini) to Los Angeles for Larry Playfair.
11-12-88	Traded Tom Barrasso and a third-round draft choice in 1990 (Joe Dziedzic) to Pittsburgh for Doug Bodger and Darrin Shannon.
12-26-88	Traded Adam Creighton and future considerations to Chicago for Rick Vaive and future considerations.





## Sabres Major Transactions 1970 to 2009

DATE	TRANSACTION
2-16-89	Traded Wayne Van Dorp to Chicago for a seventh-round draft choice in 1990 (Viktor Gordiouk).
3-6-89	Traded Calle Johansson and a second-round draft choice in 1989 (Byron Dafoe) to Washington for Clint Malarchuk, Grant Ledyard and a sixth-round draft choice in 1991 (Brian Holzinger).
3-7-89	Traded Lindy Ruff to the N.Y. Rangers for a fifth-round draft choice in 1990 (Richard Smehlik).
6-1-89	Traded Mark Ferner to Washington for Scott McCrory.
6-17-89	Traded Joe Reekie to the N.Y. Islanders for a sixth-round draft choice in 1989 (Bill Pye).
9-29-89	Traded Jacques Cloutier and a sixth-round draft choice in 1990 (Derek Edgerly) to Chicago for Steve Ludzik and a fifth-round draft choice in 1990 (Todd Bojcun).
10-2-89	Lost Mikael Andersson to Hartford in the Waiver Draft.
10-4-89	Traded a fourth-round draft choice in 1991 (Keith Redmond) to Los Angeles for Dean Kennedy.
11-24-89	Traded Bob Halkidis and future considerations to Los Angeles for Dale DeGray and future considerations.
1-5-90	Traded John Tucker to Washington for future considerations.
3-5-90	Traded Kevin Maguire and a second-round draft choice in 1990 (Mikael Renberg) to Philadelphia for Jay Wells and a fourth-round draft choice in 1991 (Peter Ambroziak).
6-16-90	Traded Phil Housley, Scott Arniel, Jeff Parker and a first-round draft choice in 1990 (Keith Tkachuk) to Winnipeg for Dale Hawerchuk and a first-round draft choice in 1990 (Brad May).
7-3-90	Purchased John Tucker from the Washington Capitals.
7-9-90	Traded Ray Sheppard to the N.Y. Rangers for cash and future considerations.
9-30-90	Traded Mike Donnelly to Los Angeles for Mikko Makela. Traded Shawn Anderson to Washington for Bill Houlder.
12-17-90	Traded Mike Foligno and an eighth-round draft choice in 1991 (Thomas Kucharcik) to Toronto for Lou Franceschetti and Brian Curran.
1-21-91	Traded John Tucker to the N.Y. Islanders for future considerations.
3-5-91	Traded the rights to Ken Priestley to Pittsburgh for Tony Tanti. Acquired Steve Weeks from Vancouver for future considerations.
5-26-91	Traded Darcy Wakaluk to Minnesota for an eighth-round draft choice in 1991 (Jiri Kuntos).
5-30-91	Lost Greg Paslawski to San Jose in the expansion draft.
6-22-91	Acquired Tom Draper from Winnipeg for future considerations (Buffalo's seventh-round choice in 1992 - Artur Oktyabrev).
10-11-91	Traded Darrin Shannon, Dean Kennedy and Mike Hartman to Winnipeg for Dave McLlwain, Gord Donnelly, Winnipeg's fifth-round choice (Yuri Khmylev) in 1992 and future considerations.
10-24-91	Acquired Colin Patterson from Calgary for future considerations.
10-25-91	Traded Pierre Turgeon, Uwe Krupp, Dave McLlwain and Benoit Hogue to the N.Y. Islanders for Pat LaFontaine, Randy Wood and Randy Hillier.
3-9-92	Traded Dave Snuggerud to San Jose for Wayne Presley. Traded Jay Wells to the N.Y. Rangers for Randy Moller.
3-10-92	Traded Kevin Haller to Montreal for Petr Svoboda. Acquired Dave Hannan from Toronto for a sixth-round draft choice (Chris Deruiter) in 1992.





## Sabres Major Transactions 1970 to 2009

DATE	TRANSACTION
6-15-92	Traded Christian Ruuttu and future considerations to Winnipeg for Stephane Beauregard.
6-18-92	Lost Darcy Loewen and Brad Miller to Ottawa in the expansion draft.
8-7-92	Traded Stephane Beauregard and future considerations (fourth-round pick in 1993 - Eric Daze) to Chicago for Dominik Hasek.
2-3-93	Traded Dave Andreychuk, Daren Puppa, and the team's first-round draft choice in 1993 (Kenny Jonsson) to Toronto for Grant Fuhr and the Maple Leafs' fifth-round pick (Kevin Popp) in the 1995 Entry Draft.
3-22-93	Traded Mike Ramsey to the Pittsburgh Penguins for Bob Errey.
6-24-93	Lost Bill Houlder and Bob Corkum to Anaheim in the expansion draft.
9-1-93	Traded Jozef Cierny and a future draft choice (fourth round in 1994 - Jussi Tarvainen) to Edmonton for Craig Simpson.
9-30-93	Traded Tom Draper to the New York Islanders for future considerations (Steve Plouffe, 7th-round choice, 1994 Entry Draft).
10-27-93	Traded Keith Carney and a future draft choice (sixth-round pick in 1995 - Marc Magliarditi) to Chicago for Craig Muni and Chicago's fifth-round choice in 1995 (Daniel Bienvenue).
12-15-93	Traded Gord Donnelly to the Dallas Stars for James Black and a conditional draft choice in 1994 (Steve Webb).
7-8-94	Acquired Kevin McClelland from the Winnipeg Jets in exchange for future considerations.
7-26-94	Traded Sean O'Donnell to the Los Angeles Kings for Doug Houda.
1-18-95	Lost Randy Wood to Toronto in the Waiver Draft.
2-14-95	Traded Philippe Boucher, Grant Fuhr, and Denis Tsygurov to Los Angeles for Charlie Huddy, Robb Stauber, Alexei Zhitnik, and a fifth-round draft choice in 1995 (Marian Menhart).
4-7-95	Traded Petr Svoboda to Philadelphia for Garry Galley. Traded Ken Sutton to Edmonton for Scott Pearson.
7-8-95	Traded Alexander Mogilny and a fifth-round draft choice in 1995 (Todd Norman) to Vancouver for Mike Peca, Mike Wilson, and a first-round draft choice in 1995 (Jay McKee).
10-2-95	Lost Bob Sweeney to N.Y. Islanders and claimed Brent Hughes from Boston and Rob Conn from New Jersey in the Waiver Draft.
11-16-95	Traded Doug Bodger to San Jose for Vaclav Varada, Martin Spanhel, Philadelphia's fourth-round draft pick in 1996 (Mike Martone), and either the Flyers' or Toronto's first-round draft pick in 1996 (to be determined by Philadelphia prior to the draft).
2-1-96	Acquired Bob Boughner from the Florida Panthers in exchange for a conditional fourth-round draft choice in 1996 (Chris Allen).
2-15-96	Traded Craig Muni and the first-round draft pick in the 1996 draft (Daniel Briere) acquired in the three-team trade in November, 1995 involving San Jose, Philadelphia, and Buffalo, in exchange for Darryl Shannon and Michal Grosek.
3-19-96	Traded Charlie Huddy and a seventh-round draft pick in 1996 (Daniel Corso) to the St. Louis Blues for Denis Hamel.
3-20-96	Traded Dave Hannan to the Colorado Avalanche for a sixth-round draft choice in the 1996 NHL Entry Draft. Also traded Yuri Khmylev and an eighth-round pick in 1996 (Andrei Podkonicky) to St. Louis for a second-round draft choice in 1996 (Cory Sarich), a third-round pick in 1997, and defenseman Jean-Luc Grand-Pierre.
3-18-97	Traded Barrie Moore and Craig Millar to Edmonton in exchange for Miroslav Satan.
9-24-97	Acquired Jason Woolley from the Pittsburgh Penguins in exchange for a 1998 fifth-round draft choice (Robert Scuderi).





## Sabres Major Transactions 1970 to 2009

DATE	TRANSACTION
9-29-97	Traded Pat LaFontaine to the New York Rangers in exchange for a second-round draft pick in 1998 (Andrew Peters) and future considerations.
11-12-97	Traded Andrei Trefilov to the Chicago Blackhawks for an undisclosed 1998 draft choice.
2-4-98	Acquired Geoff Sanderson from the Vancouver Canucks in exchange for Brad May and a third-round draft pick in 1999.
3-24-98	Acquired Paul Kruse and Jason Holland from the N.Y. Islanders in exchange for Jason Dawe. Note: Holland was assigned to Rochester following trade.
6-18-98	Acquired Kay Whitmore, a second-round draft choice in 1998 (Jaroslav Kristek) and future considerations from the San Jose Sharks in exchange Steve Shields and a fourth-round draft pick in 1998 (Miroslav Zalesak). Note: Did not extend qualifying offer to Whitmore (on 7-1-98), making goaltender an unrestricted free agent.
6-26-98	Bob Boughner selected by the Nashville Predators in the 1998 Expansion Draft held in Buffalo.
12-18-98	Rumun Ndur claimed off waivers by N.Y. Rangers. Traded Donald Audette to the Los Angeles Kings in exchange for a 1999 second-round draft choice (Milan Bartovic).
3-11-99	Acquired Stu Barnes from the Pittsburgh Penguins in exchange for Matthew Barnaby.
3-23-99	Acquired Joe Juneau and a 1999 third-round draft choice (Tim Preston) from the Washington Capitals in exchange for Alexei Tezikov. Traded Mike Wilson to the Florida Panthers in exchange for Rhett Warrener and a 1999 fifth-round draft choice (Ryan Miller). Traded Derek Plante to the Dallas Stars in exchange for a 1999 second-round draft choice (Michael Zigomanis).
6-25-99	Darryl Shannon selected by Atlanta Thrashers in the 1999 Expansion Draft. Sent Dean Sylvester to the Atlanta Thrashers for future considerations.
1-23-00	Acquired Vladimir Tsyplakov from Los Angeles in exchange for an eighth round draft choice in the 2000 NHL Entry Draft.
3-10-00	Acquired Chris Gratton and a second-round draft choice in 2001 from Tampa Bay in exchange for Wayne Primeau, Brian Holzinger, Cory Sarich, and a third-round selection in the 2000 NHL Entry Draft. Acquired Doug Gilmour and Jean-Pierre Dumont from Chicago in exchange for Michal Grosek.
6-23-00	Dwayne Roloson and Geoff Sanderson selected by Columbus in the 2000 Expansion Draft. Sent Jean-Luc Grand-Pierre, Matt Davidson, and fifth-round picks in 2000 and 2001 Entry Draft to Columbus in exchange for future considerations
3-13-01	Acquired RW Donald Audette from Atlanta for C Kamil Pirok and a fourth-round pick in 2001 NHL Entry Draft; acquired Steve Heinze from Columbus for a third-round draft pick in 2001 NHL Entry Draft
6-24-01	Traded C Michael Peca to the NY Islanders for C Tim Connolly and LW Taylor Pyatt
7-1-01	Traded G Dominik Hasek to Detroit for LW Vyacheslav Kozlov, a first-round draft pick in the 2002 NHL Draft and future considerations.
6-22-02	Traded LW Vyacheslav Kozlov and the 41st pick in the 2002 NHL Entry Draft to Atlanta for the 31st and 82nd picks in the 2002 NHL Entry Draft; Acquired C Jochen Hecht from Edmonton for the 31st and 82nd picks in the 2002 NHL Entry Draft.
7-24-02	Acquired C Adam Mair and a fifth-round draft choice in the 2003 NHL Entry Draft from Los Angeles in exchange for Erik Rasmussen.
11-16-02	Traded D Jason Woolley to Detroit for future considerations.
2-25-03	Acquired C Jakub Klepis from Ottawa in exchange for RW Vaclav Varada and a fifth-round draft pick in 2003 NHL Entry Draft.
3-10-03	Traded C Stu Barnes to Dallas for C Mike Ryan and Dallas' second-round draft choice in the 2003 NHL Entry Draft.
3-10-03	Traded RW Rob Ray to Ottawa for future considerations.
3-11-03	Acquired C Daniel Briere and Phoenix's third-round selection in the 2004 NHL Entry Draft for C Chris Gratton and Buffalo's fourth-round choice in the 2004 Entry Draft.





## Sabres Major Transactions 1970 to 2009

- 7-3-03 Acquired C Steven Reinprecht from Colorado in exchange for D Keith Ballard; Acquired C Chris Drury and C Steve Begin from Calgary in exchange for D Rhett Warrener and Reinprecht.
- 3-08-04 Acquired Brad Brown and a sixth-round selection in the 2005 NHL Entry Draft from Minnesota in exchange for a fourth-round selection in the 2005 NHL Entry Draft.
- 3-09-04 Acquired Jeff Jillson and a ninth-round selection in the 2005 NHL Entry Draft from San Jose in exchange for Curtis Brown and Andy Delmore; Acquired Mike Grier from Washington in exchange for Jakub Klepis.
- 8-4-05 Signed Teppo Numminen as an unrestricted free agent.
- 8-25-05 Acquired D Toni Lydman from Calgary in exchange for a third-round selection in the 2006 NHL Entry Draft.
- 3-09-06 Traded G Mika Noronen to Vancouver in exchange for a second-round selection in the 2006 NHL Entry Draft.
- 7-5-06 Signed Jaroslav Spacek as an unrestricted free agent.
- 2-27-07 Acquired C Dainius Zubrus and D Timo Helbling from Washington for Jiri Novotny and Buffalo's first-round selection in the 2007 Entry Draft; acquired G Ty Conklin from Columbus in exchange for Buffalo's fifth-round selection in the 2007 Entry Draft; acquired D Mikko Lehtonen from Nashville in exchange for Buffalo's fourth-round selection in the 2007 Entry Draft; trade Martin Biron to Philadelphia for their second-round selection in the 2007 Entry Draft.
- 6-01-07 Signed Marc-Andre Gragnani to a three-year entry-level contract.
- 6-02-07 Signed Philip Gogulla to a three-year entry-level contract.
- 6-14-07 Signed Darcy Regier and Lindy Ruff to multi-year contracts.
- 6-30-07 Signed Adam Mair to a three-year contract.
- 7-04-07 Signed Teppo Numminen to a one-year contract.
- 7-05-07 Signed Andrew Peters (two years) and Mike Ryan (one year); sign unrestricted free agent Jocelyn Thibault to a one-year contract.
- 7-06-07 Signed Thomas Vanek to a seven-year contract.
- 7-27-07 Signed Derek Roy to a six-year contract.
- 7-30-07 Signed Nathan Paetsch to a three-year contract.
- 2-26-08 Acquired Steve Bernier and a first-round selection in 2008 Entry Draft in exchange for Brian Campbell and a seventh-round selection in 2008 Entry Draft.
- 5-06-08 Signed Nathan Gerbe to a three-year entry-level contract.
- 5-07-08 Signed Felix Schutz to a three-year entry-level contract.
- 5-31-08 Signed Jhonas Enroth to a three-year entry-level contract.
- 6-01-08 Signed Tim Kennedy to a two-year entry-level contract.
- 6-03-08 Signed Dennis Persson to a three-year entry level contract.
- 6-30-08 Signed Paul Gaustad to a four-year contract.
- 7-01-08 Signed unrestricted free agent Patrick Lalime to a two-year contract
- 7-04-08 Traded Steve Bernier to Vancouver in exchange for a second-round selection in 2010 Entry Draft and a third-round selection in 2009 Entry Draft; Acquired Craig Rivet and a seventh-round selection in 2010 Entry Draft from San Jose in exchange for a second-round selection in 2009 Entry Draft and a second-round selection in 2010 Entry Draft.
- 7-16-08 Signed Daniel Paille to a two-year contract.
- 7-18-08 Signed Ryan Miller to a five-year contract extension.
- 9-3-08 Larry Quinn and Dan DiPofi granted minority ownership in the Buffalo Sabres and all related companies.
- 9-18-08 Signed Jason Pominville to a five-year contract extension.
- 9-20-08 GM Darcy Regier signed to a two-year contract extension, through the 2010-11 season.





### Sabres Major Transactions 1970 to 2009


---

- 10-1-08 Claimed LW Matt Ellis off waivers from Los Angeles.
- 3-4-09 Acquired G Mikael Tellqvist from Phoenix in exchange for a Buffalo's fourth round selection in the 2010 NHL Entry Draft; Acquired C Dominic Moore from Toronto in exchange for Buffalo's second round selection in the 2009 NHL Entry Draft; Acquired Edmonton's second round selection in the 2009 NHL Entry Draft in exchange for RW Ales Kotalik.
- 4-1-09 Signed D Matt Generous to a one-year entry-level contract.
- 4-6-09 Signed free agent F Travis Turnbull to a two-year entry-level contract.
- 4-18-09 Signed D TJ Brennan and D Drew Schiestel to three-year entry-level contracts.
- 5-11-09 Signed D Tyler Myers to a three-year entry level contract
- 6-1-09 Signed F Paul Byron to a three-year entry level contract
- 7-1-09 Signed unrestricted free agent Steve Montador to a two-year contract.
- 7-9-09 Signed unrestricted free agent Matt Ellis to a one-year contract.
- 7-11-09 Signed unrestricted free agent Joe DiPenta to a one-year contract.
- 7-15-09 Patrick Kaleta accepted one-year qualifying offer.
- 7-20-09 Signed Andrej Sekera to a multi-year contract; Clarke MacArthur to a one-year contract.
- 7-30-09 Signed unrestricted free agent Jean-Philippe Lamoureux to a one-year contract.
- 8-1-09 Signed unrestricted free agent Cody McCormick to a one-year contract.
- 8-10-09 Signed unrestricted free agent Mike Grier to a one-year contract.





# Portland Pirates





**PORTLAND PIRATES**

94 Free Street  
 Portland, ME 04101  
[www.portlandpirates.com](http://www.portlandpirates.com)

**EXECUTIVE:**

Chairman/Governor: Lyman G. Bullard, Jr.  
 Managing Owner/ CEO: Brian Petrovek

**COACHING STAFF:**

Head Coach: Kevin Dineen  
 Assistant Coach: Eric Weinrich  
 Strength & Conditioning Coach/Video Coach: Kevin Collins  
 Medical Trainer: Robert Frost  
 Equipment Manager: Henning Aagaard Svendsen

**PIRATES PERSONNEL:**

Vice President, Communications: Mark Jeanneret  
 Director, Corporate Sales: Jim Beaudoin  
 Coordinator, Sales and Marketing: Cameron Cestaro  
 Director, New Business Development/Game Operations: Marc Gosselin  
 Director, Operations: Gregory Lavoie  
 Director Ticket Sales/Youth Hockey: Brian Fitzmaurice  
 Director, Ticket Sales: Zach Davis  
 Account Executive: Ryan Delaney  
 Account Executive: Adam Toutain  
 Account Executive: Ben Nickerson  
 Account Executive: Elliot Fox  
 Account Executive: Chris Heuer

**TEAM INFORMATION:**

Telephone: (207) 828-4665  
 Fax: (207) 773-3278  
 Box Office: (207) 775-3458  
 Hockey Operations Office: (207) 828-2543  
 Club Colors: Red, Silver, Black, and White  
 Home Arena: Cumberland County Civic Center  
 Dimensions of Ice Surface: 200' x 85'  
 Ticket Prices: \$15, \$10 (add \$2 day of game)  
 Seating Capacity: 6,733  
 Press Box Location: Sections T & V, Top Row  
 Flagship Radio Station: 95.5FM and 1310AM WLOB  
 Time Zone: Eastern Standard





## Portland Pirates Team History

The city of Portland has hosted the sport of professional hockey for over 30 years, dating back to the Maine Mariners inaugural season in 1977. Only five other teams (Hershey, Rochester, Providence, Springfield and Cleveland) have had an American Hockey League franchise in their city longer than Portland. The Portland Pirates franchise was founded in 1993, one year after the Mariners relocated to Providence, to keep the tradition of hockey alive and well in the city. The team replaced the Baltimore Skipjacks as affiliate of the Washington Capitals of the National Hockey League when the Skipjacks relocated to Portland.

The Pirates franchise got off to the best start possible, winning the Calder Cup in its inaugural season under the direction of head coach Barry Trotz. The next season the Pirates compiled 104 points, but were upset in the first round of the playoffs. During the 1995-96 season, the team reached the Calder Cup Finals for the second time in franchise history, losing to Rochester in seven games. The Pirates made the playoffs in three out of the next four seasons, missing them in 1998-99, but couldn't go as far as they had in the previous years. Despite another 100-point season in 1999-2000, the Pirates were eliminated in the first round of the playoffs.

Change came to Portland when a new ownership group, led by Lyman Bullard and Brian Petrovek, bought the team in 2000. The team continued its up and down pattern of success on the ice, but its loyal fanbase kept growing steadily in the Portland area. In 2003, the Pirates hosted the 2003 Dodge AHL All-Star Classic, the first in Portland and one of the most successful in league history. The game was played in front of a capacity crowd of 6,499 at the Cumberland County Civic Center, home to professional hockey in Portland since 1977. In May, the Pirates announced that they will again host the AHL All-Star Classic in 2010. The Time Warner Cable AHL All-Star Classic will take place on January 18th and 19th at the Cumberland County Civic Center.

In the spring of 2005, the Pirates began a new era by signing an agreement to serve as the AHL affiliate for the Anaheim Ducks. The 2005-06 season began with an entirely new coaching staff as former Hartford Whaler Kevin Dineen was announced as the Pirates head coach. The new coaching regime led the Pirates to a franchise record of 114 points during the regular season, helped by Corey Perry's team record 17-game point streak. The Pirates finished the regular season as the Atlantic Division Champions for the first time in team history and also captured the Eastern Conference Regular Season Championship, but lost in overtime in Game 7 of the Eastern Conference Finals.

After losing key players to their Stanley Cup-winning affiliate, the Pirates missed the playoffs again in 2006-07, but would bounce back stronger in 2007-08. The team appeared to be on pace to win a second Calder Cup, but were dealt a devastating blow when Wilkes-Barre/Scranton scored the game-winning goal with under a minute left in Game 7 of the Eastern Conference Finals.

Another chapter of Pirates history began on June 10, 2008 when the Buffalo Sabres organization was announced as the team's new NHL affiliate. Buffalo became the third affiliate in Pirates history and the deal guarantees professional hockey in Portland through 2011.

Under the first year of the affiliation, the team posted a 39-31-3-7 mark and made the playoffs for the 12th time in franchise history. Led by head coach Kevin Dineen, the Pirates got off to a franchise best, 12-0-1-1 start. Throughout the season, Sabres prospects Mark Mancari, Tim Kennedy and Nathan Gerbe all helped the Pirates offense pelt opponents' netminders. Portland's rookie goaltender Jhonas Enroth was also a tremendous asset for the club, playing over 3,000 minutes, posting .914 save percentage and a 2.75 goals against average.

During the course of year, Buffalo native Tim Kennedy impressed fans and the league collecting Rookie of the Month honors in February and at year's end was named to the AHL All-Rookie Team. In addition to Kennedy's success, Nathan Gerbe was also named to the AHL All-Rookie team and named the team's MVP. Nathan Gerbe made quite an impression in his first season, and was named the winner of the Dudley (Red) Garrett Memorial Award as the AHL's outstanding rookie.

The Pirates playoff run was halted by the Providence Bruins in the opening round of the Calder Cup Playoffs, falling 4-1 in the best-of-seven series.


Despite the abrupt end to the season, the team eclipsed the record for the best start in franchise history and also saw tremendous support from the Portland fans averaging over 4,800 fans per game. Perhaps the biggest milestone for the Pirates last season didn't happen in Portland, it happened in Buffalo. The Pirates played their first game at the HSBC Arena against the Albany River Rats on February 10, 2008. The game was attended by 11,144 fans, the largest crowd to witness a Pirates home game in franchise history.





Head Coach of the Portland Pirates:

**Kevin Dineen**



Dineen will be returning to the Portland Pirates for his fifth season as head coach. During Dineen's four-year tenure with the Pirates he posted a 174-107-39 record for a .604 winning percentage, which is the best winning percentage by a coach in franchise history, ahead of legendary Pirates Hall of Fame coach and current Nashville Predators head coach Barry Trotz. Dineen led the Pirates to two Eastern Conference Finals in three seasons, coming within one win of the Calder Cup Finals each time.

Last season was Dineen's first season as head coach of Buffalo's primary player development affiliate in the American Hockey League (AHL). He led the team to third place finish in the Atlantic Division with a 39-31-3-7 record and a playoff matchup in the first round against the Providence Bruins. After capturing first game of the series, the Bruins rallied and won the next four games to advance to the Atlantic Division Finals.

Prior to last season, Dineen served as head coach of the Pirates for three seasons under the team's affiliation with the Anaheim Ducks. Dineen's best record was in 20005-06 when the team compiled a 53-19-5 record, Dineen was named the winner of the Louis A.R. Pieri Memorial Award as the AHL's outstanding coach, as voted by members of the media in each of the league's 27 cities, an award won by his father Bill in both 1985 and 1986.

Currently at the age of 45, Dineen spent 18 years in the NHL as a player from 1984-85 to 2002-2003. He earned 355 goals and 405 assists for 760 points and 2,229 penalty minutes in 1,188 games with Columbus, Ottawa, Carolina/Hartford and Philadelphia. In the process, he became one of just eight NHL players to record more than 300 goals and 2,000 penalty minutes in an NHL career. He was drafted by Hartford in the third round (56th overall) of the 1982 NHL Entry Draft.

After retiring as a player with the Columbus Blue Jackets on Nov. 5, 2002, Dineen spent two seasons working in the Columbus hockey operations department, assisting General Manager Doug MacLean in player development.

The Quebec City, Quebec, native appeared in two NHL All-Star Games as a member of the Hartford Whalers (1988 and 1989). He was also named the 1990-91 NHL Man of the Year and was a three-time finalist for the Bill Masterton Memorial Trophy (1995, 2001 and 2002), given to the player who best exemplifies the qualities of perseverance, sportsmanship and dedication to hockey. Dineen also represented Canada on many occasions, playing on the country's national team at the 1984 Olympic Games, 1987 Canada Cup and three World Championship Tournaments (1985, 1989 and 1993).

Dineen also played two seasons at the University of Denver, earning 26 goals and 23 assists for 49 points, with 178 penalty minutes, in 62 games.

Kevin and his wife, Annie, are the parents of two daughters (Hannah and Emma) and two sons (William and Declan).

**Dineen's Head Coaching Record**

**Regular Season**

	GMS	STD	W	L	T	OTL	SOL	PTS	GF	GA
2005-06	80	1st A	53	19	-	5	3	114	306	241
2006-07	80	6th A	37	31	-	3	9	86	225	232
2007-08	80	3rd A	45	26	-	5	4	99	238	215
2008-09	80	3rd A	39	31	-	3	7	88	249	239

**Playoffs**

Loss in Conf Final
DNQ
Loss in Conf Final
Loss in Div. Semi-Final





## Portland Pirates 2008-2009 Statistics

#	Player	POS	GP	G	A	PTS	+/-	PIM	PPG	SHG	Pt/G	PIMPG
25	Mark Mancari	RW	73	29	38	67	9	61	13	2	0.92	0.84
10	Tim Kennedy	LW	73	18	49	67	-2	51	6	0	0.92	0.7
21	Mathieu Darche	LW	80	31	35	66	1	37	11	1	0.82	0.46
19	Nathan Gerbe	LW	57	30	26	56	2	63	13	0	0.98	1.11
17	Marc-Andre Gragnani	D	76	9	42	51	-1	59	3	1	0.67	0.78
8	Marek Zagrapan	C	80	21	28	49	-4	44	6	0	0.61	0.55
15	Felix Schutz	C	78	15	27	42	7	61	1	1	0.54	0.78
27	Colton Fretter	RW	80	24	16	40	12	43	6	0	0.5	0.54
11	Colin Murphy	LW	50	13	17	30	-5	50	3	1	0.6	1
28	Mike Kostka	D	80	4	26	30	8	33	2	0	0.38	0.41
12	Tyler Bouck	C	63	7	16	23	-12	80	2	1	0.37	1.27
37	Derek Whitmore	LW	77	11	11	22	-2	17	0	0	0.29	0.22
20	Aaron Slattengren	LW	52	9	10	19	0	34	0	0	0.37	0.65
7	Dylan Hunter	C	45	3	13	16	-4	24	0	0	0.36	0.53
4	Chris Butler	D	27	2	10	12	-3	14	1	0	0.44	0.52
5	Paul Baier	D	62	3	8	11	1	67	0	0	0.18	1.08
36	Kenny MacAulay	D	35	1	8	9	4	31	0	0	0.26	0.89
29	Trent Campbell	LW	17	3	5	8	4	2	0	0	0.47	0.12
6	Mike Weber	D	42	1	7	8	5	94	0	0	0.19	2.24
22	Kyle Rank	RW	44	1	7	8	-6	16	0	0	0.18	0.36
14	Zach Tarkir	D	32	3	4	7	-2	20	0	0	0.22	0.62
24	Jimmy Bonneau	LW	46	0	6	6	0	122	0	0	0.13	2.65
3	Matt Macdonald	D	55	1	4	5	-11	43	0	0	0.09	0.78
23	Matt Ellis	C	12	2	2	4	-2	4	0	0	0.33	0.33
39	Steve Ward (total)	D	19	1	3	4	0	11	1	0	0.21	0.58
55	Michael Funk	D	13	1	2	3	2	8	0	0	0.23	0.62
44	Geoff Waugh (total)	D	40	0	3	3	-11	56	0	0	0.07	1.4
18	Keith Johnson	F	7	1	1	2	-2	6	0	0	0.29	0.86
16	Chase Trull (total)	LW	9	1	1	2	0	5	0	0	0.22	0.56
33	Kellen Briggs	G	6	0	2	2	0	0	0	0	0.33	0
39	Dennis Persson	D	8	0	2	2	-7	6	0	0	0.25	0.75
2	Cliff Loya	D	9	0	2	2	2	5	0	0	0.22	0.56
42	Matt Generous	D	4	1	0	1	1	13	0	0	0.25	3.25
9	Mike Card	D	19	0	1	1	-3	20	0	0	0.05	1.05
41	Travis Turnbull	F	3	0	0	0	-2	5	0	0	0	1.67

## GOALTENDERS

#	Player	POS	GP	MINS	GA	SO	AVG	W	L	SOL	SA	SVS	%
1	Jhonas Enroth	G	58	3424	157	3	2.75	26	23	6	1833	1676	.914
32	Len DiCostanzo	G	1	23	3	0	7.90	0	0	0	10	7	.700
32	Jeff Jakaitis (total)	G	1	65	3	0	2.78	0	0	1	34	31	.912
30	Ray Jean	G	1	2	1	0	26.09	0	1	0	1	0	.000
32	Rob Lemelin	G	1	5	0	0	0.00	0	0	0	1	1	1.000
31	John DeCaro	G	3	185	9	0	2.92	3	0	0	115	106	.922
53	Adam Dennis	G	13	709	33	0	2.79	7	6	0	341	308	.903





## Portland Pirates Team Records by Season

Season	GP	W	L	OTL*	T	GF	GA	PTS	Finish	Playoff Result
1993-94	80	43	27		10	328	269	96	2-N	Won Calder Cup (12-5)
1994-95	80	46	22		12	323	233	104	2-N	Lost Div. Semi-Final (3-4)
1995-96	80	32	34	4	10	282	283	78	3-N	Lost Cup Final (14-10)
1996-97	80	37	26	7	10	279	264	91	3-NE	Lost Div. Semi-Final (2-3)
1997-98	80	33	33	2	12	241	247	80	3-A	Lost Div. Final (5-5)
1998-99	80	23	48	2	7	214	273	55	5-A	Did Not Qualify

\*A new rule instituted prior to the 1995-96 season awards one point to the team that loses in overtime. Prior to the 1999-2000 season, the Overtime Loss designation was changed to Regulation Tie.

Season	GP	W	L	T	RT	GF	GA	PTS	Finish*	Playoff Result
1999-00	80	46	23	10	1	256	202	103	2-NE	Lost Div. Semi-final (1-3)
2000-01	80	34	40	4	2	250	280	74	5-NE	Lost Div. Semi-final (0-3)
2001-02	80	30	31	15	4	220	225	79	11-E	Did Not Qualify
2002-03	80	33	28	13	6	221	195	85	8-E	Lost Qualifying Series (1-2)
2003-04	80	32	27	13	8	156	160	85	5-A#	Lost Div. Semi-final (1-4)
2004-05	80	34	34	6	6	175	242	80	6A	Did Not Qualify
2005-06	80	53	19	5	3	306	241	114	1-E	Lost Conf. Finals (3-4)
2006-07	80	37	31	3	9	225	232	86	6-A	Did not Qualify
2007-08	80	45	26	5	4	232	196	99	1-E	Lost. Conf. Finals (3-4)
2008-09	80	39	31	3	7	249	239	88	3-A	Lost. Div. Semi-final (4-1)

\*Prior to 2001-02 season, the Calder Cup Playoffs were changed to a conference format, eliminating divisional series. Teams are seeded 1-14 in both the Eastern and Western Conferences.

#Format reverted to division standings to determine playoff positions for the 2003-04 season.

	GP	W	L	T	OTL/RT	GF	GA	PTS
<b>TOTALS:</b>	1,280	597	480	229	68	3,967	3,781	11,397

## Coaching Records

Coach	Seasons	GMS	W	L	T	OTL/RT	Win %
Barry Trotz	1993-97	320	158	109	42	11	.577
Bryan Trottier	1997-98	80*	33	33	12	2	.500
Mark Kumpel	1998-99	80	23	48	7	2	.344
Glen Hanlon	1999-2002	240	110	94	29	7	.533
Tim Army	2002-2005	240	99	89	26	20	.419
Kevin Dineen	2005- Present	320	174	107	0	39	.604

\*Includes one game in which assistant coach Jay Wells served as head coach while Trottier was in Toronto for Hockey Hall of Fame induction. Pirates won game against Saint John 2-1 on November 15, 1997.





Pirates All-Time Individual Leaders

**MOST GOALS - ALL-TIME - PORTLAND PIRATES**

1.	147	Kent Hulst
2.	124	Jeff Nelson
3.	110	Andrew Brunette
4.	102	Trent Whitfield
5.	75	Graham Mink
6.	74	Martin Gendron
7.	68	Chris Jensen
8.	67	Glen Metropolit
	67	Mark Murphy
10.	64	Ryan Mulhern
11.	63	Patrick Boileau
12.	58	Matt Herr
13.	51	Norm Batherson
14.	50	Jaroslav Svejksvsky
15.	47	Trevor Halverson

**MOST ASSISTS - ALL-TIME - PORTLAND PIRATES**

1.	224	Andrew Brunette
2.	222	Jeff Nelson
3.	213	Kent Hulst
4.	153	Trent Whitfield
5.	151	Steve Poapst
6.	143	Patrick Boileau
7.	129	Glen Metropolit
8.	113	Benoit Gratton
9.	102	Mark Murphy
10.	88	Norm Batherson
11.	79	Mike Boback
12.	78	Peter Ferraro
13.	76	Jason Christie
14.	75	Colin Forbes
15.	72	Graham Mink

**MOST POINTS - ALL-TIME - PORTLAND PIRATES**

1.	360	Kent Hulst
2.	346	Jeff Nelson
3.	334	Andrew Brunette
4.	255	Trent Whitfield
5.	206	Patrick Boileau
6.	196	Glen Metropolit
7.	195	Steve Poapst
8.	169	Mark Murphy
9.	156	Benoit Gratton
10.	147	Graham Mink
11.	139	Norm Batherson
12.	138	Chris Jensen
13.	135	Martin Gendron
	135	Ryan Mulhern
15.	121	Peter Ferraro

**MOST GAMES - ALL-TIME - PORTLAND PIRATES**

1.	473	Kent Hulst
2.	459	Patrick Boileau
3.	454	Steve Poapst
4.	348	Trent Whitfield
5.	336	Jeff Nelson
6.	281	Brad Church
7.	264	Andrew Brunette
8.	258	Graham Mink
9.	244	Jakub Cutta
10.	241	Darren McAusland
11.	215	Mike Farrell
12.	212	Jason Ulmer
13.	198	Benoit Gratton
14.	197	Todd Rohloff
15.	192	Norm Batherson

**HAT TRICKS - ALL-TIME - PORTLAND PIRATES**

1.	5	Martin Gendron
2.	4	Jeff Nelson
3.	3	Chris Jensen
4.	2	Steve Konowalchuk
	2	Michel Picard
	2	Kent Hulst
	2	Trevor Halverson
	2	Jean-Pierre Dumont
	2	Mark Murphy
	2	Pierre Parenteau

**GAME WINNING GOALS - ALL-TIME - PORTLAND PIRATES**

1.	19	Kent Hulst
2.	16	Mark Murphy
3.	13	Chris Jensen
4.	12	Ryan Mulhern
	12	Jeff Nelson
6.	11	Andrew Brunette
7.	10	Matt Herr
	10	Glen Metropolit
9.	9	Martin Gendron
	9	Trent Whitfield
11.	8	Mike Peluso
	8	Jaroslav Svejksvsky
	8	Patrick Boileau
14.	7	Kevin Kaminski
	7	Peter Ferraro
	7	Graham Mink

**POWER PLAY GOALS - ALL-TIME - PORTLAND PIRATES**

1.	51	Andrew Brunette
2.	47	Kent Hulst
3.	46	Jeff Nelson
4.	31	Trent Whitfield
5.	28	Martin Gendron
6.	27	Patrick Boileau
7.	22	Matt Herr
8.	19	Chris Jensen
	19	Mark Murphy
10.	18	Glen Metropolit
11.	17	Steve Poapst
12.	16	Ryan Mulhern
13.	15	Mike Peluso
	15	Jaroslav Svejksvsky
15.	14	Peter Ferraro
	14	Graham Mink

**PENALTY MINUTES - ALL-TIME - PORTLAND PIRATES**

1.	797	Kevin Kaminski
2.	697	Brian Curran
3.	593	Mark Major
4.	591	Kerry Clark
5.	516	Kent Hulst
6.	500	Trevor Halverson
7.	469	Mel Angelstad
8.	412	Benoit Gratton
9.	402	Brad Church
10.	363	Patrick Boileau
11.	333	Jakub Cutta
12.	325	Graham Mink
13.	322	Steve Poapst
14.	320	Trevor Gillies
15.	318	Jim Mathieson





Pirates All-Time Goaltender Leaders

**GAMES PLAYED - ALL-TIME - PORTLAND PIRATES**

1.	171	Martin Brochu
2.	146	Maxime Ouellet
3.	120	Sebastien Charpentier
4.	59	Corey Hirsch
5.	58	Ron Tugnutt
	58	Jhonas Enroth
7.	55	Jim Carey
8.	54	Rastislav Stana
9.	53	Byron Dafoe
10.	47	Mike O'Neill

**WINS - ALL-TIME - PORTLAND PIRATES**

1.	79	Martin Brochu
2.	50	Sebastien Charpentier
3.	40	Maxime Ouellet
4.	30	Jim Carey
5.	29	Byron Dafoe
6.	26	Jhonas Enroth
7.	25	Nathan Marster
8.	23	Corey Hirsch
	23	Rastislav Stana
10.	22	Olaf Kolzig

**LOSSES - ALL-TIME - PORTLAND PIRATES**

1.	68	Maxime Ouellet
2.	58	Martin Brochu
3.	51	Sebastien Charpentier
4.	29	Corey Hirsch
5.	23	Ron Tugnutt
	23	Mike Rosati
	23	Jhonas Enroth
8.	20	Rastislav Stana
9.	18	Mike O'Neill
10.	16	Byron Dafoe

**TIES - ALL-TIME - PORTLAND PIRATES**

1.	18	Martin Brochu
2.	16	Sebastien Charpeniter
3.	15	Maxime Ouellet
4.	11	Jim Carey
5.	10	Mike O'Neill
6.	9	Rastislav Stana
7.	7	Corey Hirsch
8.	6	Ron Tugnutt
	6	Olaf Kolzig
10.	4	Byron Dafoe

**MINUTES PLAYED - ALL-TIME - PORTLAND PIRATES**

1.	9,532	Martin Brochu
2.	7,097	Sebastien Charpeniter
3.	6,182	Maxime Ouellet
4.	3,536	Corey Hirsch
5.	3,424	Jhonas Enroth
6.	3,281	Jim Carey
7.	3,125	Rastislav Stana
8.	3,067	Ron Tugnutt
9.	2,992	Byron Dafoe
10.	2,640	Mike O'Neill

**SHUTOUTS - ALL-TIME - PORTLAND PIRATES**

1.	17	Maxime Ouellet
2.	10	Martin Brochu
3.	7	Rastislav Stana
4.	6	Jim Carey
	6	Sebastien Charpentier
6.	4	Olaf Kolzig
7.	3	Jhonas Enroth
8.	2	Ron Tugnutt
	2	Joaquin Gage
	2	Corey Hirsch
	2	Michael Leighton

**LOWEST GAA - ALL-TIME - PORTLAND PIRATES**

(Minimum 10 games played)

1.	2.13	Rastislav Stana
2.	2.29	Jani Hurme
3.	2.31	Kirk Daubenspeck
	2.31	Michael Leighton
5.	2.33	Maxime Ouellet
6.	2.34	Sebastien Caron
7.	2.72	Dieter Kochan
8.	2.73	Martin Brochu
	2.73	Olaf Kolzig
10.	2.75	Jhonas Enroth
11.	2.76	Jim Carey
	2.79	Adam Dennis
13.	2.82	Corey Hirsch
14.	2.87	Sebastien Charpentier
15.	2.89	Gerald Coleman
16.	2.90	Joaquin Gage
17.	2.91	Maxime Daigneault

**SAVES - ALL-TIME - PORTLAND PIRATES**

1.	4,585	Martin Brochu
2.	4,141	Maxime Ouellet
3.	3,612	Sebastien Charpentier
4.	1,833	Jhonas Enroth
5.	1,791	Corey Hirsch
6.	1,510	Ron Tugnutt
7.	1,504	Jim Carey
8.	1,494	Byron Dafoe
9.	1,264	Mike O'Neill
10.	1,068	Olaf Kolzig





Pirates Regular Season Team Records

**WINS AND LOSSES**

**Most Wins - Season**

53 2005-06

**At Home**

27 2007-08

**On Road**

27 2005-06

**Fewest Wins - Season**

23 1998-99

**At Home**

13 1998-99

**On Road**

9 2001-02

**Most Losses - Season**

50 1998-99

**At Home**

24 1998-99

**On Road**

26 1998-99

**Fewest Losses - Season**

19 2005-06

**At Home**

10 1993-94

10 2005-06

10 2007-08

**On Road**

9 2005-06

**Most Ties - Season**

15 2001-02

**Fewest Ties - Season**

4 2001-02

**STREAKS**

**Longest Winning Streak**

10 11/8/96-11/27/96

**At Home**

8 10/20/93-11/21/93

8 1/15/00-2/19/00

**On Road**

8 2/10/06-3/24/06

**Longest Unbeaten Streak**

17 (14-0-3) 9/30/94 - 11/10/94

**At Home**

10 (9-0-1) 10/13/93 - 11/21/93

**On Road**

11 (8-0-3) 10/10/94 - 11/23/94

**From Season Start**

17\* (14-0-3) 9/30/94 - 11/10/94

**Longest Losing Streak**

10 12/6/97 - 12/21/97

**At Home**

6 10/16/98 - 11/7/98

**On Road**

6 10/30/95 - 11/24/95

6 3/10/02 - 3/29/02

**Longest Winless Streak**

11 (0-10-0-1) 12/4/97 - 12/21/97

**At Home**

7 (0-5-2-0), 2/20/04 - 3/14/04

**On Road**

11 (0-7-2-2), 11/24/06 - 2/9/07

**GOALS FOR AND AGAINST**

**Most Goals - Season**

328 1993-94

**Fewest Goals - Season**

156 2003-04^

**Most Goals Allowed - Season**

283 1995-96

**Fewest Goals Allowed - Season**

160 2003-04

**Most Goals - Game**

12 3/9/94, 12-2 win vs Providence

**At Home**

12 3/9/94, 12-2 W vs. Providence

**On Road**

8 12/27/96, 8-1 W at Providence

8 10/10/94, 8-5 W at Fredericton

8 2/12/94, 8-6 W at Binghamton

8 12/7/93, 8-5 W at St. John's

8 12/3/98, 8-3 W at Saint John

8 3/3/99, 8-0 W at Worcester

8 2/16/03, 8-4 W at Hershey

**Most Goals - Period**

6 2/18/94, 10-3 win vs. PEI

6 12/7/93, 8-5 win at St. John's

6 3/16/02, 11-4 win vs. Quebec

**Most Goals Allowed - Game**

10 1/5/96, 10-7 loss at Worcester

**At Home**

8 1/12/96, 8-4 L vs. Providence

8 10/26/02, 8-4 L vs. Lowell

**On Road**

10 1/5/96, 10-7 L at Worcester

**Most Goals Allowed - Period**

5 3/26/97, 6-4 L vs Hershey

5 10/18/95, 6-5 L vs. Hershey

5 11/2/95, 8-6 L at Fredericton

5 12/27/98, 6-4 L vs Albany

5 10/29/03, 6-3 L at Worcester

**Quickest First Goal**

:14 11/24/00 vs. Quebec (Mark Murphy)

**Quickest 2 Goals**

:05 3/23/97 at St. John's#  
(Benoit Gratton & Dan Laperriere)

**Quickest 3 Goals**

:55 10/22/93 vs. Albany  
(Chris Jensen, Steve Poapst & Jeff Nelson)

**Quickest 4 Goals**

3:11 11/2/94 vs. Springfield  
(Chris Jensen, Jeff Nelson, Chris Jensen, Darren McAusland)

**Quickest First Goal Against**

:15 10/8/00 vs. Syracuse (Dan Watson)

**Quickest 2 Goals Against**

:07 2/27/94 vs. Albany,  
(both by Jim Dowd)





## Pirates Regular Season Team Records

### GOALS FOR AND AGAINST (continued)

#### Most Shutouts - Season

11 2003-04<sup>A</sup>

#### Most Road Shutouts - Season

6 2003-04

#### Most Goals Both Teams - Game

17 1/5/96, 10-7 L at Worcester

#### Greatest Margin of Victory

10 3/9/94, 12-2 W vs. Providence

#### Greatest Margin of Defeat

7 1/22/97, 7-0 L at Hershey  
7 11/14/98, 8-1 L at Kentucky

### SPECIAL TEAMS

#### Most Power Play Goals - Season

90 2005-006

#### Fewest Power Play Goals - Season

36 2003 - 04

#### Power Play Goals - Game

5 2/18/94 vs. PEI  
5 12/7/03 at St. John's  
5 11/20/05 vs. Hartford

#### Power Play Goals - Period

4 2/18/94 vs. PEI (2nd)  
4 3/16/02 vs. Quebec (2nd)

#### Most PPGs Against - Season

90 1998-99

#### Power Play Goals Against - Game

5 10/7/95 vs. Springfield

#### Fewest PPGs Against - Season

32 2003-04

#### Most Short-Handed Goals - Season

13 1994-95

#### Most Short-handed Goals - Game

2 11/5/94 vs. Providence  
2 12/26/95 at Springfield  
2 11/14/97 at Fredericton  
2 11/26/99 vs. Springfield  
2 10/12/02 at Springfield

#### Most Short-Handed Goals - Period

2 11/5/94 vs. Providence  
2 10/12/02 at Springfield

#### Most Short-handed Goals Against - Season

16 2000-01

#### Most Short-handed Goals Against - Game

3 11/18/01 at Manchester

#### Fewest Short-handed Goals Against - Season

5 1994-95

### SHOTS

#### Most Shots on Goal - Game

64 4/8/00 at St. John's

#### Most Shots on Goal - Period

26 (2nd) 1/5/96 at Worcester

#### Most Shots Against - Game

67 3/23/96 at Binghamton 6

#### Most Shots Against - Period

29 11/2/02 vs. Manchester

#### Fewest Shots - Game

13 3/24/96 at Adirondack  
13 2/21/02 vs. Saint John

#### Fewest Shots - Period

1 12/5/95 at Fredericton  
1 3/7/98 at Fredericton  
1 2/25/04 at Manchester  
1 3/18/07 at Worcester

#### Fewest Shots Against - Game

13 12/15/99 at Lowell

#### Fewest Shots Against - Period

0 12/27/96 at Providence  
0 12/15/99 at Lowell

### ODDS AND ENDS

#### Most Penalty Minutes - Season

2,219 1994-95

#### Most Penalty Minutes - Game

119 11/20/96 at Fredericton

#### Most Penalty Minutes - Game (Both Teams)

273 11/25/06 vs. Providence

#### Most Penalty Minutes - Period

96 3/8/03 vs. Providence

#### Fewest Penalty Minutes - Season

1,141 2003-2004

#### MOST CONSECUTIVE PENALTY KILLS

35 - 2/7/04 - 2/25/04

#### Highest Powerplay Percentage

22.8% (82/360) - 1994-95

#### Lowest Power Play Percentage

10.7% (36/336) - 2003-04

#### Highest Penalty Killing Percentage

89.5% (273/305) - 2003-04

#### Lowest Penalty Killing Percentage

78.6% (330/420) - 1998-99

#### Most Players Used in One Season

63 1998-99

#### Fewest Players Used in One Season

36 1999-2000





## Pirates Regular Season Team Records

### OVERTIME

#### Most OT Games - Season

26 2003-04, (5-8-13)#

#### Fewest OT Games - Season

12 1993-94, (1-1-10)

12 2000-01, (6-2-4)

#### Most OT Wins - Season

7 1996-97, (7-7-10)

#### Fewest OT Wins - Season

0 1994-95, (0-1-12)

0 1998-99, (0-2-7)

### OVERTIME (CONTINUED)

#### Most OT Losses - Season

8 2003-04, (5-8-13)

#### Fewest OT Losses - Season

1 1993-94, 1994-95 and 1999-2000

^ AHL Record

# Ties AHL Record

\*North American Pro Record

## Pirates Regular Season Player Records

### GOALS

#### Most Goals

41 Michel Picard, 1993-94

#### Most Goals - Game

4 Steve Konowalchuk, 10/10/93  
at Hershey

4 Michel Picard, 3/9/94  
vs. Providence

4 Martin Gendron, 3/29/96  
vs. Saint John

4 Graham Mink, 3/16/02  
vs. Quebec

4 Dustin Penner, 11/9/05  
at Hartford

#### Most Goals - Period

3 Michel Picard, 3/9/94  
vs. Providence

3 Marc Potvin, 2/19/97  
vs. Worcester

3 Trevor Halverson, 3/11/99  
at Fredericton

#### Most Assists

73 Jeff Nelson, 1993-94

#### Most Assists - Games

5 Keith Jones, 2/12/94  
at Binghamton

5 Andrew Brunette, 12/27/96  
at Providence

5 Andreas Salomonsson, 12/7/02  
at St. John's

#### Most Assists - Period

3 (20 times); last:  
Brain Sutherby, 11/5/04  
at Springfield

#### Most Points

107 Jeff Nelson, 1994-95 (34g, 73a)

### GOALS (CONTINUED)

#### Most Points - Game

6 Michel Picard, 3/9/94  
vs. Providence

6 Mike Boback, 10/10/94  
at Fredericton

6 Trent Whitfield, 12/7/02  
at St. John's

6 Peter Ferraro, 1/25/03  
vs. Providence

6 Ryan Getzlaf, 12/7/05 vs. Albany

#### Most Points - Period

4 Mike Boback, 3/8/95 vs. Hershey

4 Andrew Brunette, 1/10/96  
at Adirondack

4 Glen Metropolit, 1/11/02  
at Quebec

4 Mark Murphy, 3/16/02 vs. Quebec

4 Peter Ferraro, 1/25/03  
vs. Providence

#### Hat Tricks

3 Chris Jensen, 1994-95

3 Jeff Nelson, 1994-95

3 Martin Gendron, 1995-96

#### Game Winning Goals

7 Chris Jensen, 1994-95

#### Quickest Back-to-Back Goals

:07 Stefan Ustorf, 3/17/95  
vs. Saint John

#### Points Streak Scoring

17 gms Corey Perry, 2005-06 (15-17-32)

### SPECIAL TEAMS

#### Most Powerplay Goals

15 Martin Gendron, 1995-96

#### Most Powerplay Goals - Game

2 (28 times); last: Pierre Parenteau,  
12/27/06 vs. Providence





## Pirates Regular Season Player Records

### SPECIAL TEAMS

#### Most Shorthanded Goals - Season

5 Trent Whitfield, 2002-03

#### Most Shorthanded Goals - Game

2 Jason Allison, 12/26/95  
at Springfield

#### Most Penalty Minutes

343 Mark Major, 1997-98

#### Most Penalty Minutes - Game

47 Brian Curran, 11/2/94  
vs. Springfield

#### Most Penalty Minutes - Period

45 Brian Curran, 11/2/94  
vs. Springfield

### GOALTENDING RECORDS:

#### Most Appearances

58 Ron Tugnutt, 1995-96

#### Consecutive Games

26 Martin Brochu, 2/15/97 - 4/12/97

#### Most Wins

32 Martin Brochu, 1999-2000

#### Consecutive Wins

9 Martin Brochu, 11/1/96 - 12/6/96

#### Unbeaten Streaks

16 Jim Carey (13-0-3),  
10/1/94 - 11/6/94

#### Winless Streak

12 Mike Rosati, (0-12-0-0),  
12/26/98 - 3/20/99

#### Most Saves - Game

61 Martin Brochu, 3/23/96  
at Binghamton

#### Most Saves - Period

29 Maxime Ouellet, 11/2/02  
vs. Manchester

#### Longest Shutout Streak

193:42 Maxime Ouellet, 12/30/02  
to 1/5/03

#### Most Shutouts

10 Maxime Ouellet, 2003-2004

#### Lowest Goals Against Average (25 games or more)

1.99 Maxime Ouellet, 2003-04

#### Highest Save Percentage (25 games or more)

.930 Maxime Ouellet, 2003-2004  
.930 Kirk Daubenspeck, 2004-2005

### DEFENSEMAN RECORDS

#### Most Goals

17 Patrick Boileau, 2001-02

#### Most Assists

42 Marc-Andre Gagnani, 2008-09  
35 Todd Nelson, 1994-95  
35 Nick Naumenko, 2001-02

#### Most Points

53 Brian Salcido, 2007-08  
50 Nick Naumenko, 2001-02

#### Most Powerplay Goals

10 Nick Naumenko, 2001-02

#### Most Shorthanded Goals

2 Todd Nelson, 1994-95

#### Best Plus/Minus Ratio

+41 Steve Poapst, 1994-95

### FORWARDS' RECORDS

#### Most Goals

41 Michel Picard, 1993-94

#### Most Assists

73 Jeff Nelson, 1993-94

#### Most Points

107 Jeff Nelson, 1993-94

#### Most Powerplay Goals

15 Martin Gendron, 1995-96

#### Most Shorthanded Goals

6 Norm Batherson, 1996-97

#### Best Plus/Minus Ratio

+41 Dustin Penner, 2005-06





## Pirates 2009-2010 Regular Season Schedule

## OCTOBER 2009

Saturday	October 3	@ Springfield	7:00 p.m.
Friday	October 9	@ Albany	7:00 p.m.
Saturday	October 10	PROVIDENCE	7:00 p.m.
Sunday	October 11	@ Lowell	4:00 p.m.
Friday	October 16	HARTFORD	7:00 p.m.
Saturday	October 17	@ Manchester	7:00 p.m.
Monday	October 18	@ Providence	4:05 p.m.
Friday	October 23	@ Norfolk	7:15 p.m.
Saturday	October 24	@ Norfolk	7:15 p.m.
Sunday	October 25	@ Hershey	5:00 p.m.
Friday	October 30	LOWELL	7:00 p.m.
Saturday	October 31	BRIDGEPORT	7:00 p.m.

## NOVEMBER 2009

Friday	November 6	HERSHEY	7:00 p.m.
Sunday	November 8	SPRINGFIELD	4:00 p.m.
Wednesday	November 11	@ Wilkes-Barre	7:05 p.m.
Thursday	November 12	ROCHESTER(at.BUF) HSBC Arena, Buffalo, NY	7:00 p.m.
Sunday	November 15	@ Bridgeport	4:00 p.m.
Tuesday	November 17	NORFOLK	7:00 p.m.
Wednesday	November 18	@ Worcester	7:05 p.m.
Friday	November 20	WORCESTER	7:00 p.m.
Saturday	November 21	NORFOLK	7:00 p.m.
Friday	November 27	@ Hartford	7:00 p.m.
Saturday	November 28	@ Lowell	1:30 p.m.
Sunday	November 29	@ Springfield	3:00 p.m.

## DECEMBER 2009

Wednesday	December 2	@ Manchester	7:00 p.m.
Friday	December 4	PROVIDENCE	7:00 p.m.
Saturday	December 5	PROVIDENCE (at.LEW) Androscoogin Bank Coliseum, Lewiston ME	7:00 p.m.
Sunday	December 6	@ Worcester	3:05 p.m.
Friday	December 11	@ Hartford	7:00 p.m.
Saturday	December 12	@ Springfield	7:00 p.m.
Tuesday	December 15	@ Bridgeport	7:00 p.m.
Friday	December 18	SPRINGFIELD	7:00 p.m.
Saturday	December 19	BRIDGEPORT	7:00 p.m.
Saturday	December 26	MANCHESTER	7:00 p.m.
Thursday	December 31	WORCESTER	5:30 p.m.

## JANUARY 2010

Saturday	January 2	@ Manchester	7:00 p.m.
Sunday	January 3	@ Providence	4:05 p.m.
Friday	January 8	@ Binghamton	7:05 p.m.
Saturday	January 9	@ Adirondack	7:00 p.m.
Sunday	January 10	@ Worcester	3:05 p.m.
Tuesday	January 12	LOWELL	7:00 p.m.
Friday	January 15	WORCESTER	7:00 p.m.
Saturday	January 16	@ Lowell	1:30 p.m.
Saturday	January 23	LOWELL	7:00 p.m.
Tuesday	January 26	MANCHESTER	7:00 p.m.
Friday	January 29	BRIDGEPORT	7:00 p.m.
Saturday	January 30	BRIDGEPORT	7:00 p.m.

## FEBRUARY 2010

Tuesday	February 2	MANCHESTER	11:00 a.m.
Friday	February 5	@ Providence	7:05 p.m.
Saturday	February 6	@ Lowell	7:00 p.m.
Friday	February 12	SYRACUSE	7:00 p.m.
Saturday	February 13	ADIRONDACK	7:00 p.m.
Monday	February 15	HARTFORD	1:00 p.m.
Friday	February 19	@ Albany	7:00 p.m.
Friday	February 20	@ Rochester	7:05 p.m.
Sunday	February 21	@ Rochester	3:00 p.m.
Tuesday	February 23	WILKES-BARRE	7:00 p.m.
Wednesday	February 24	@ Worcester	7:05 p.m.
Friday	February 26	ALBANY	7:00 p.m.
Saturday	February 27	@ Hartford	7:00 p.m.
Sunday	February 28	ALBANY	4:00 p.m.

## MARCH 2010

Friday	March 5	@ Bridgeport	7:00 p.m.
Saturday	March 6	@ Syracuse	7:30 p.m.
Sunday	March 7	ROCHESTER(at.Buf) HSBC Arena, Buffalo, NY	4:00 p.m.
Friday	March 12	MANCHESTER	7:00 p.m.
Saturday	March 13	BINGHAMTON	7:00 p.m.
Sunday	March 14	SPRINGFIELD	4:00 p.m.
Tuesday	March 16	LOWELL	7:00 p.m.
Friday	March 19	@ Manchester	7:30 p.m.
Saturday	March 20	@ Lowell	7:00 p.m.
Sunday	March 21	MANCHESTER(at.Lew) Androscoogin Bank Coliseum, Lewiston ME	4:00 p.m.
Friday	March 26	@ Providence	7:05 p.m.
Saturday	March 27	SPRINGFIELD	7:00 p.m.
Sunday	March 28	HARTFORD	4:00 p.m.


## APRIL 2010

Friday	April 2	@ Springfield	7:30 p.m.
Saturday	April 3	@ Bridgeport	7:00 p.m.
Sunday	April 4	PROVIDENCE	4:00 p.m.
Friday	April 9	@ Manchester	7:30 p.m.
Saturday	April 10	LOWELL	7:00 p.m.
Sunday	April 11	WORCESTER	4:00 p.m.

\*All game times Eastern Standard Time.  
\*Home games are in listed red.











## Radio and Television



All the action of Sabres' hockey can be heard on WGR Sports Radio 550 AM. Calling the action will be the voice of the Sabres, the venerable Rick Jeanneret. The Sabres will simulcast on radio each game televised on MSG.

This season, Sabres fans will be able to watch all 82 of the team's regular season games via MSG, Versus and NBC. The 41 home games that will air on MSG and Versus will be broadcast in High Definition (MSG will be in HD in the Buffalo market only on Time Warner Cable.) There will also be select road games available in HD this season. Check [sabres.com](http://sabres.com) for an updated schedule.

This is the third year of the 10-year extension to telecast Sabres games, in which MSG will own the exclusive local rights to telecast the team's games. The deal runs through the 2016-17 season. MSG Networks, an industry leader in production and technology, is the nation's longest-running regional sports network. The first regional sports network to produce games in HDTV and winner of 95 New York Emmy Awards, MSG Networks is part of Madison Square Garden L.P. In addition to being home of the Sabres, MSG Network's award-winning programming line-up also boasts the New York Knicks, New York Rangers, New York Islanders, New Jersey Devils, New York Liberty and over 400 live college football and basketball games.

Once again this season, The Lexus Shootout can be seen following every Sabres home telecast on MSG. Host Kevin Sylvester will be joined by Rob Ray and Mike Robitaille for complete post-game analysis and player interviews. The Lexus Postgame Show, hosted by Kevin Sylvester, featuring highlights and exclusive interviews can be seen following every MSG Network road telecast.

WGR's coverage will include a post-game show hosted by Brian Koziol featuring a complete game recap, player interviews and scores from around the league. Paul Hamilton will provide live updates from Sabres games as he returns to serve as WGR's beat reporter for the Buffalo Sabres.



## Rick Jeanneret

Currently the longest-tenured broadcaster in hockey, the 2008-09 season marks Rick Jeanneret's 38th year with the Buffalo Sabres. He started with the team prior to the 1971-72 season, serving as the club's radio voice and held that post until 1995. Jeanneret then became the television play-by-play announcer, beginning with the 1995-96 campaign. He broadcast his first game during the 1971 preseason for the Cincinnati Swords (the Sabres' minor league team at the time). Jeanneret earned his start in 1963 while attending a Niagara Falls Flyers (Junior A) game in which he filled in for the regular announcer who had taken ill. He went on to become the color analyst for one season before moving to the play-by-play position in 1965. A native of St. Catharines, Ont., Jeanneret currently resides in Niagara Falls, Ontario, with his wife, Sandra. Rick has two sons, Mark and Chris. Mark was recently named as play-by-play voice of Buffalo's AHL affiliate in Portland.

## Harry Neale

A resident of East Amherst, N.Y., Neale joined the Sabres broadcast team for the 2007-08 season. He is well known for his work on Hockey Night in Canada which he joined in 1986 following eight years as an NHL coach and general manager. Neale also spent the past 21 seasons working as an analyst on regional coverage of Toronto Maple Leaf's games. Before his broadcast career Neale was a former NHL head coach and general manager, Neale worked with the Vancouver Canucks from 1978-82 (head coach and GM), and with the Detroit Red Wings from 1985-86 (head coach). Neale began his career as a coach of the NCAA's Ohio State Buckeyes hockey team in 1966, and also served as coach of the New England whalers and Minnesota Fighting Saints of the World Hockey Association, and the Ontario Hockey Association's Toronto Marlboros.

## TV Personalities



Kevin Sylvester



Rob Ray



Mike Robitaille





## History of the Buffalo Sabres



The NHL officially came to Buffalo on Dec. 2, 1969, when the league awarded Seymour and Northrup Knox the franchise that would soon be named "Sabres." The brothers wasted little time in hiring George "Punch" Imlach, formerly of the Toronto Maple Leafs, as the team's first Head Coach and General Manager. In June 1970, the Sabres were awarded the first pick in the NHL Entry Draft, and Imlach selected highly-touted center Gilbert Perreault from the Montreal Jr. Canadiens. Perreault lived up to the advance billing scoring 38 goals his rookie season en route to winning the Calder Trophy as the NHL's Rookie of the Year.

Another Junior Canadian, left winger Rick Martin, joined Perreault on the team's front line as the Sabres' top pick in 1971. That dominating duo turned into a trio when Rene Robert was acquired from the Pittsburgh Penguins near the end of the 1971-72 season. The line of Martin-Perreault-Robert would be dubbed "The French Connection" and would become one of the 1970's most dominating scoring lines.

By 1974-75, the young team was maturing and finished the season with a 49-16-15 record - still the best-ever season numbers in franchise history. Buffalo defeated Chicago in the first round of the playoffs and followed that with a second-round victory over Montreal to earn its first-ever berth in the Stanley Cup Finals vs. Philadelphia. While the Flyers defeated the Sabres in six games, the loss did not blemish the accomplishment of a team which had only been in the league for five years.

One of the most memorable moments in the franchise's first decade occurred Jan. 4, 1976, when the Sabres played the powerful Soviet Wings in an exhibition game at The Aud. With Cold War tensions still running high, the game had an intensity level far beyond the average regular-season game. Buffalo put on a dominating performance, defeating the Wings 12-6 in what ranked at the time as the worst-ever loss by a Soviet team in international competition.

The Sabres had an opportunity to hire one of the game's all-time coaching greats, Scotty Bowman, and did so in 1979. In his first season as head coach, Bowman led the Sabres to the Wales Conference Finals before they lost 4-2 to the eventual Stanley Cup Champion New York Islanders. Bowman still holds the Sabres record for most games coached (404) and finished with an impressive 210-134-60 mark.

Bowman spent the next few seasons revamping the Sabres' lineup, adding players such as Mike Ramsey, Phil Housley, Mike Foligno, Dave Andreychuk and Tom Barrasso. Those players formed the core of successful teams, and helped continue the tradition of winning hockey.

Through the good times and the bad times, there was always Perreault. Robert and Martin had both been traded by the early 1980s, but the original Sabre remained and continued to flourish. On March 9, 1986, Perreault and an Aud full of fans celebrated together as the franchise's favorite son scored his 500th career goal, making him the 12th player in history (at the time) to reach that milestone. Four years later, in 1990, Perreault was immortalized with induction into Hockey's Hall of Fame. This would be an omen of better things to come for the franchise.

Five-time Stanley Cup Champion John Muckler was chosen in 1991 to be the team's Director of Hockey Operations and soon assumed the title of head coach. He was instrumental in acquiring Pat LaFontaine from the Islanders in October 1991. LaFontaine teamed with Russian Alexander Mogilny to form a dynamic duo that combined to score 129 goals in 1992-93, including a franchise-record 76 goals by Mogilny. Buffalo capped that season by sweeping the Bruins in the first round of the playoffs to post its first playoff series win in 10 years.

That playoff excitement was just a precursor to Game Six of the 1994 Eastern Conference Quarterfinals vs. the New Jersey Devils. Buffalo won that game 1-0 in four overtimes on a goal by Dave Hannan. Dominik Hasek posted an incredible 70 saves in the victory, playing the entire 125:43 without allowing a goal. Following that season, Hasek would win the first of two consecutive Vezina Trophies as the NHL's top goaltender. But that would only set the stage for the 1996-97 season.

Before it even started, the 1996-97 campaign was already one of the most memorable in team history. On a sad note, the season would represent the first without founder Seymour H. Knox, III, who passed away in the spring of 1996. It would also represent the first time in the team's history that it would have new uniforms (red and black replaced blue and gold) as well as a new state-of-the-art arena (HSBC Arena replaced Memorial Auditorium).

The Sabres shocked many of the so-called experts by winning the Northeast Division; the team's first-such title since winning the Adams Division championship in 1981. Buffalo's performance seemed a fitting tribute to the memory of Seymour Knox.





## History of the Buffalo Sabres

The end of the season also brought many notable achievements off the ice. The Sabres were the stars of the NHL's postseason awards banquet. Hasek won the Hart Trophy as league MVP, the first time a goalie had achieved such a feat since 1962. For good measure, Hasek also took home his third Vezina in four years, an equally stunning feat. Michael Peca, a 23-year-old center in just his second full season, joined Craig Ramsay as the only Sabres to win the Selke Trophy, symbolic of the league's best defensive forward. Ted Nolan won the Jack Adams Award as the Coach of the Year.

Lindy Ruff was named the Sabres' head coach at the start of the next season, and led Buffalo to the Eastern Conference Finals. The Sabres eventually fell to the Capitals in six games, but their performance marked the team's best playoff finish since 1980. Hasek once again shone brightly, taking home his fourth Vezina Trophy and becoming the first goaltender ever to win two consecutive Hart Trophies. Earlier in the year, Hasek had also been instrumental in leading the underdog Czech Republic to a Gold Medal at the Winter Olympic Games in Nagano, Japan.

The year ended on a sad note when team co-founder Northrup Knox passed away in July 1998. The Knox brothers' persistence in acquiring a franchise and their determination to keep it in Buffalo will forever resonate with hockey fans in Western New York. Shortly before his death, Knox orchestrated the sale of the team to John, Tim, Michael, and James Rigas of Adelphia Cable Communications.

Buffalo returned to the ECF the following year, this time facing its geographical rival, the Toronto Maple Leafs. In what would be known as the cross-border series, the Sabres defeated Toronto 4-1 to reach the Stanley Cup Finals for just the second time in team history. The Dallas Stars would be the Sabres' opponent and the two teams proved to be evenly matched in the lowest-scoring Stanley Cup in history. With Buffalo trailing 3 games to 2 in Game Six, Brett Hull slid the puck past Hasek in the third overtime to clinch the Cup for the Stars. Replays would later show that Hull's skate was in the crease, but officials let the goal stand to the dismay of Sabres fans.

Buffalo celebrated its 30th anniversary season in the NHL in 1999-2000 with the impressive rookie debuts of Martin Biron and Maxim Afinogenov. The development of Biron and Afinogenov combined with the late-season additions of veterans Doug Gilmour and Chris Gratton enabled the Sabres to continue their winning ways as they began their fourth decade of play in the NHL.

The 2000-01 campaign will be remembered as one of the most successful seasons in recent memory as the Sabres won the fourth-most games in team history (46). Once again, Miroslav Satan led the team in goals scored and total points in the regular season and had a stellar postseason with three goals, a team-high 10 assists and 13 total points. The season also turned out to be a breakout year for several members who had career offensive years. J.P. Dumont proved to be a valuable addition, producing career offensive numbers in his first year with the team. Alexei Zhitnik returned to the offensive production of earlier in his career and Rhett Warrener and Jay McKee worked as the team's top defensive tandem. As a whole, the Sabres were the league's top defense, allowing the fewest goals and boasting the best penalty-killing unit. Andreychuk proved that you can go home, returning to the Sabres to score 20 goals, eight on the power play, and add some veteran leadership to a young, yet maturing, hockey club. Another former Sabre returned as Donald Audette, who was acquired at the trade deadline along with Steve Heinze, added another element to the Sabres as the team headed into the postseason. And as he was in past seasons, Hasek proved why he was one of the best goalies in the NHL, posting a 34-24-4 record with 2.11 goals against and 11 shutouts en route to his sixth Vezina Trophy.

Despite not making the playoffs in 2001-02, the Sabres were one of the better teams in the NHL over the second half of the 2002-03 season. Strong offensive years from Satan, Stu Barnes and Tim Connolly as well as the emergence of Taylor Pyatt late in the year were just a few of the bright spots of the season. Plus, the emergence of Biron as one of the league's top goaltenders gave fans much to look forward to. Ruff became the team's all-time winningest head coach with a 5-2 win over Philadelphia on Feb. 18, 2003. Ales Kotalik broke onto the scene by scoring 21 goals, the second most by a rookie in 2002-03 while Satan once again led the Sabres in goals, assists and points. B. Thomas Golisano became the Sabres' owner in March and brought a new enthusiasm level to the franchise.

The 2003-04 Sabres once again were one of the League's top teams in the second half of the season. Daniel Briere, who came to the club near the end of the 2002-03 season, continued his outstanding play and led the Sabres in assists and points. Dumont and Chris Drury were threats to score while Satan recorded a team-best 29 goals, including four against Atlanta on Feb. 16, 2004. Satan and Maxim Afinogenov each had a hat trick against Washington, Dec. 31, 2003. Rookies Derek Roy, Milan Bartovic and Andrew Peters each had long stints with the Sabres, who played in front of 12 sold-out home crowds.





## History of the Buffalo Sabres

Following a lockout that forced the league to cancel the entire 2004-2005 season, NHL hockey returned in 2005-06 featuring new rules intended to create a more exciting style of play. Despite low expectations set by many hockey observers, the Sabres turned in a historic season. Led by Lindy Ruff, who would win the Adams Award as Coach of the Year, Buffalo set a franchise record for wins in a season with 52. Rookie goaltender Ryan Miller won 30 games on the season, despite missing 18 games with a broken thumb early in the season. The Sabres featured a tremendously balanced scoring attack, with six 20-goal scorers and 12 players with at least 30 points. Afinogenov led the team with 73 points (22+51), while Chris Drury led all goal-scorers with 30. Seven different players reached career highs in either goals, assists, or points. Perhaps the most impressive offensive player on the season was Briere, who, despite being plagued by injuries for much of the season, recorded 58 points (25+33) in 48 games.

It was also a breakout year for several rookies. In addition to the strong freshman campaign turned in by Miller, Thomas Vanek burst on the scene with 25 goals and 23 assists. Jason Pominville, who appeared in 57 games after being called up from Rochester, showed a terrific scoring touch, collecting 18 goals, while center Paul Gaustad recorded 24 points and added an element of toughness to the lineup. Buffalo made the playoffs for the first time since the 2000-01 season, and began by knocking off the Philadelphia Flyers in six games. That set up what turned out to be a wild series with conference-rival Ottawa. With Buffalo leading three games to one, Pominville became the first player in NHL history to score a series-clinching, short-handed, overtime goal when he eluded two Ottawa defenders and slipped the puck past goalie Ray Emery. That set up a showdown with the Carolina Hurricanes in the Eastern Conference Finals, where the Sabres eventually lost in seven games.

The 2006-07 season was unlike any other in Sabres history, as they captured the Presidents' Trophy as the team with the best regular season record. The team started out by tying an NHL record with 10 straight wins, before losing in a shootout to Atlanta on Oct. 28. The Sabres went on to post 53 wins, the most in franchise history - one more than in 2005-06. The season was also a success at the turnstiles as they sold out HSBC Arena for all 41 regular season games and nine playoff games. This has not occurred in Buffalo since the days of the legendary Aud in 1979-80.

A contributing factor to the team's success was having four players with more than 30 goals. Daniel Briere led the team with 95 points (32+63), while Thomas Vanek was a close second with 84 points, including a team-high 43 goals. Chris Drury finished with 69 points (43+41) and Jason Pominville capped a terrific sophomore season with 34 goals. Vanek also finished first in the league with a plus-minus rating of +47. Adding to the Sabres depth on offense, the team had 10 players with over 30 points. Rookie Drew Stafford posted strong numbers after being called up from Rochester in mid-season. Stafford played in 41 games and finished with 13 goals and 14 assists. Goaltender Ryan Miller also set a club record with 40 victories after being voted in as a starter for the NHL All-Star game.

Buffalo made it to the playoffs for a second consecutive season. The Sabres eliminated the N.Y. Islanders in five games, and then defeated the NY Rangers 4-2 in the Semifinals. Buffalo advanced to the Conference Finals for the second consecutive year (and fourth time since 1997), before losing in five games to Ottawa.

The 2007-08 season was a drastic change for the Sabres as they failed to make the playoffs after finishing atop the NHL in the regular season standings in 2006-07. The Sabres did see two young stars emerge as Derek Roy and Jason Pominville led the team with 81 and 80 points, respectively. Roy eclipsed the 30-goal mark for the first time in his career as he finished the year with 32 goals. Pominville coupled 27 goals with 53 assists to set a new career high in points. Thomas Vanek continued to show his offensive prowess as he tallied 36 goals and 28 assists on the season. Vanek finished the year with a career high four hat tricks, three of which were natural or uninterrupted. Ryan Miller continued to set team records as he played in an unprecedented 76 games in the regular season, compiling a record of 36-27-10.

Buffalo continued their impressive string of sell-outs as they saw HSBC Arena full for 39 of their 41 home games. The Sabres made history yet again as they hosted the 2008 AMP Winter Classic at Ralph Wilson Stadium in Orchard Park, NY. The Sabres faced the Pittsburgh Penguins in front of 71,217 fans as snow lightly fell on New Years Day. The game was the first outdoor game to be played in the United States and set the record for attendance at an NHL game. Buffalo would lose the historic game 2-1 in a shootout.


Buffalo continued their impressive string of sell-outs as they saw HSBC Arena full for 39 of their 41 home games. The Sabres made history yet again as they hosted the 2008 AMP Winter Classic at Ralph Wilson Stadium in Orchard Park, NY. The Sabres faced the Pittsburgh Penguins in front of 71,217 fans as snow lightly fell on New Years Day. The game was the first outdoor game to be played in the United States and set the record for attendance at an NHL game. Buffalo would lose the historic game 2-1 in a shootout.





## History of the Uniform

Equipped with one of the National Hockey League's two new teams, the Knox Brothers sought a name for the club that would accompany the Vancouver Canucks into the 1970-71 season. A contest brought about the name "Sabres," which just needed a logo to become the trademark of hockey on the Niagara Frontier. The Sabres crest would remain identical over the first 26 years. The first major change to the team's look came in 1996-97, which accompanied a new home for the Buffalo Sabres (the team moved from Memorial Auditorium into its new address of HSCB Arena).



The crest in which would adorn the blue, white and gold jerseys of Buffalo Sabres players from October 1970 until April 1996 reflected the team's name. Along with the Buffalo appeared two crossed sabres "renowned as a clean, sharp, decisive and penetrating weapon on offense, as well as a strong parrying weapon on defense," according to team Public Relations Director Chuck Burr's 1970 press release.

A few minor changes were seen in the Buffalo sweaters over the first 26 years, mostly simple accessory changes. After adding players' last names to the back of the sweaters a few years earlier, 1978-79 marked the first season the team's jerseys did not have drawstrings at the neckline and the debut of the team's crest on the shoulders. While the next season was Buffalo's 10th anniversary campaign, a patch honoring that winter's Olympic games in Lake Placid, N.Y., was the notable change on the uniforms. The 1980 Winter Olympics is where the now legendary "Miracle on Ice" would take place, and where the Sabres held their 1980 training camp. It was probably fitting then that 10 years later, a Buffalo Sabres' 20th anniversary logo patch was embroidered on the front right shoulder of the players' uniforms for 1989-90. Two years later, the Sabres joined the other NHL teams in wearing a commemorative patch for the league's 75th anniversary, and fans even had the opportunity to see it on both the home and road jerseys as Buffalo joined 15 other teams in the season-long celebration. For the second half of that season, the Sabres wore their road jerseys at home and donned the home jerseys for away games, to complement the "original six" teams who wore "throwback jerseys." A Stanley Cup centennial patch appeared on the 1992-93 uniforms. Buffalo would again recognize a significant anniversary with a special 25th anniversary logo, which was designed for the team's 1994-95 campaign. Players wore the fifth patch in seven years on the team's sweaters in 1995-96 (bearing jersey number one), remembering former NHL goalie Roger Crozier, who played six of his 14 seasons in the league in Buffalo.

The 1996-97 season began a new era in Buffalo Sabres hockey with a new home, new colors and a new logo. The Sabres' new colors would be black, white, red, gray and silver, featuring a white buffalo head as the new team logo. A secondary logo of a "B" with the familiar sabre piercing through it would also be featured on the shoulder of the new jerseys. In their first season in the new uniforms, the Sabres honored the memory of co-founder Seymour H. Knox III with a circular patch bearing the initials SHK III.

On Nov. 22, 2000, the Sabres unveiled the team's third jersey against the Philadelphia Flyers. The third jersey was a tribute to the original sweater, while incorporating colors and elements from the current design, unveiled in 1996. The organization chose from over 50 different concepts and developed a blend of the 1970s blue and gold crest, featuring the traditional circle and crossed Sabres logo, adorned on a red-based jersey, trimmed in the team's black and silver of the 1990s. The word "BUFFALO" appeared on the lower trim to signify the team's proud attachment to its hometown. The third jersey also featured the current Sabres white buffalo-head logo appearing on the shoulders. The Sabres wore their original blue and yellow colors with the former logo and design for the season finale, April 4, 2003, against New Jersey.

The new Sabres new uniform scheme, unveiled on September 16, 2006, takes its inspiration from the original Sabres uniform (1971-96) and second uniform (1996-2005). The design was a collaborative effort between the Sabres and Reebok International. The new "blue and gold" colors have been altered to a deeper navy blue and richer gold that have a greater visual impact both in person and on television broadcasts. Silver accents and a revised "B-Sabre" logo were carried over from the team's second uniform. Unique in the NHL, the new uniforms have player numbers on the front of the jersey and have been designed utilizing the most advanced material available from Reebok. Buffalo also debuted a new alternate uniform that was the original blue uniform from 1970 with the player number on the front like on the newly designed uniforms. The alternate jersey was only worn for the 2006-07 season.



The Sabres revealed their new third jersey on September 20, 2008. It will make its debut during the 2008-09 NHL season. The new jersey incorporates design elements from the original uniforms while linking elements from the current jerseys. The team's original road uniform (1971-96) has been updated to incorporate the darker navy blue and rich gold featured in the current uniforms along with silver accents on the stripes to give dimension to the original design. The player numbers will appear on the front of the uniform and a neck tie will be incorporated similar to what was worn by the team the first seven years Buffalo was in the league. The original crossed Sabres logo also features silver accents to give a beveled look to the team's original logo. The jersey is designed to incorporate the design elements of the Reebok EDGE uniform system.





## HSBC Arena Information

**Address:** One Seymour H. Knox III Plaza, Buffalo, NY 14203

**Location:** At the foot of Main St. and South Park Ave. on the Buffalo waterfront

**Ceremonial Groundbreaking:** Nov. 4, 1994 **Gala Grand Opening Event:** Sept. 27, 1996, an evening of entertainment featuring appearances by: Doc Severinsen and the Buffalo Philharmonic Orchestra, figure skater Brian Boitano, aerialists, singer Ani DiFranco, and members of the Sabres and Bandits.

**First Hockey Game:** Sept. 21, 1996, preseason game vs. Toronto Maple Leafs (3-1 Buffalo win; first goal by the Sabres' Brian Holzinger at 5:24 of the first period on Toronto goalie Don Beaupre). **First Regular-Season Hockey Game:** Oct. 12, 1996, vs. Detroit Red Wings (6-1 win by Detroit; first regular-season goal in HSBC was by the Wings' Vyacheslav Kozlov at 15:41 of the first period on Buffalo's Dominik Hasek; first Buffalo regular-season goal in HSBC by Michael Peca at 5:24 of third period on Detroit goaltender Mike Vernon).

**Seating Capacity:** 18,690 for hockey, lacrosse, and football 19,100 for basketball 21,500 for concerts (building size - 700,000 square feet)

**Cost:** \$127.5 million (\$72 million from private sources and \$55 million from the combined resources of New York State, Erie County, and the City of Buffalo)

**Project Architects:** Ellerbe Becket, Bergmann Espacio/Hamilton Houston Lownie, Flynn Battaglia Architects, Buffalo Office Interiors/Hovey-Nardini Architects, Gordon Architects/Planners

**Features:** 1,100 space attached parking garage.

Four seating levels, including club level seats located one level below the suites. These seats have direct access to the weather-protected parking garage as well as concierge and in-seat food & beverage service.

80 mid-level suites, featuring all of the club-seat amenities plus private restrooms. Suites seat 12 but can hold up to 18.

The Party Suite - located on HSBC Arena's suite level, is primarily used for Buffalo Sabres games. It can accommodate 36 people and is available on a game to game basis.

The Harbour Club possesses extensive banquet facilities while offering views of both the arena floor and the Buffalo waterfront. It is located on both the 100 and 200 levels, with formal and casual dining at the two locations, respectively.

The Pour Man's Aud Club, a nostalgic "time-warp" for long-time Buffalo Sabres fans featuring refurbished artifacts taken from the Memorial Auditorium.

Food courts

Sabres team store - at 5,000 square feet, it is one of the largest in-arena merchandise stores in the NHL.


Sabretooth's House- a 400 square foot home, which includes several interactive exhibits and large open spaces for Sabretooth and his friends to play in before the action starts on the ice.

Headlines sports bar - includes displays and other features telling the history of amateur and professional sports in Buffalo.

Pavilion - The 330' long by 65' high glass-enclosed structure serves as the main entrance/exit in the arena.

The Greater Buffalo Sports Hall of Fame Display- located in the Pavilion, just outside the Sabres Store.

In addition to the Sabres, the Buffalo Bandits (National Lacrosse League) play their home games at HSBC Arena. The arena also hosts college basketball games featuring the four WNY NCAA Division I teams: Canisius College, Niagara University, University at Buffalo and St. Bonaventure University. The HSBC Arena has also played host to the 2000, 2004, and 2007 NCAA Division I Men's Basketball Championship first and second rounds, and the 2003 NCAA Division I Men's Ice Hockey Frozen Four.







## Media Information

Requests for information should be directed to the Sabres' Public Relations Department, Buffalo Sabres, HSBC Arena, One Seymour H. Knox, III Plaza, Buffalo, NY 14203. The main office phone number is (716) 855-4100. Fax transmissions can be sent to (716) 855-4122.

Season credentials are available only to those media members who cover the team on a regular basis. Those who need media credentials for an individual game should contact Kevin Snow via email (Kevin.snow@sabres.com), fax or phone (716/855-4509) by 5 p.m. the day before a game, and by 5 p.m. on Friday before a Sunday game. Requests for individual game seating should be provided on your media outlet's letterhead (via fax). Furthermore, freelance photographers will be admitted on an assignment-only basis, which must come from the photo editor. Press box seats are filled on a space-available basis.

The media entrance to HSEC Arena is located at the plaza area on the east (Illinois Street) side of the building, aligned with the middle of the parking ramp.

All requests for pre-game live shots should be coordinated through a member of the Public Relations Department to assure location and transmission.

The Sabres' press lounge opens two hours before game time, and also serves as the media work room. It can be reached by turning right upon entering the building at the media entrance (mentioned above).

Press credentials can be picked up before 4:30 p.m. at the arena's security office. From 4:30 p.m. on, the passes will be at the media entrance described above (please note that pick up times will be adjusted for afternoon games).

To reach the press box, return toward (and just past) the security office/media entrance and ride the freight elevator to the top/press level (indicated with a "P" in the elevator).

Credentials should be displayed at all times for admission to the press box, press lounge/work room, and dressing room areas. YOUR COOPERATION IS APPRECIATED IN MAINTAINING A WORKING ATMOSPHERE IN THE LOCKER ROOM(S). ABSOLUTELY NO AUTOGRAPH REQUESTS. VIOLATORS WILL BE ASKED TO LEAVE.

Please note that smoking is prohibited not only in both the press lounge/work room and the press box, but also in the whole arena (under N.Y. State law).

There are electrical outlets and phone jacks at all seats in the press box, but phone lines are not active unless arrangements are made by calling Mike Queeno at (716) 855-4485. Please keep in mind that there are a minimum number of pool phones in the press box for use by visiting media as well as two pay phones. Wireless internet access is also available.

Practices that cannot be held at HSEC Arena, will take place at the Pepsi Center. Practices are open to the media, and reporters should contact Chris Bandura to verify times (716) 855-4515.

## Directions to HSBC Arena

HSBC Arena is on Buffalo's waterfront at the end of Washington Street and is bordered by Main and Illinois Streets and South Park Avenue. There are several parking lots in that area. For directions see below or, for more detailed information, contact the Sabres at (716) 855-4100.

**From N.Y. State Thruway (90):** Take Interstate 90 to downtown Buffalo to 190 North (exit 53).

**Recommended:** Take exit 5 (Hamburg St.), turning right onto Hamburg Street. Turn right onto Perry Street (first light) or South Park Ave. (second light). HSBC Arena is two blocks ahead with parking past Michigan Ave.

**Alternate:** From 190 South, take exit 5 (Louisiana Street). Stay to the right on exit ramp and exit onto Louisiana Street. Make a left onto Louisiana St. and take it to the first light. Turn right onto Perry Street. HSBC Arena is ahead with parking available on either side of Perry Street.

**From Canada and North:** Take the 190 South heading toward downtown Buffalo. Exit at Niagara Street and head toward downtown. Turn right on South Elmwood Avenue (before City Hall) and continue until you cross Church Street, at that point Elmwood becomes Lower Terrace (Adam's Mark Hotel on your right). Travel on Lower Terrace and turn right on Washington. The HSBC is at the end of Washington.

## Directions to HSBC Arena (coming from Buffalo Niagara International Airport)

Exit the airport and follow signs to the Kensington Expressway (33 West). Take 90 East to 290 West. Exit 290 at Millersport North (Exit 5B). Take Maple Road ramp; turn right onto Maple Road. Turn left at Amherst Manor Drive.

Pepsi Center  
1615 Amherst Manor Drive  
Williamsville, NY 14221  
Phone: (716) 631-7555





## 2009-2010 NHL Critical Dates Calendar

**SEPTEMBER 2009**

- 5 Opening Day of Rookie Camp
- 12 Opening Day of NHL Training Camps
- 14 Pre-season schedule begins
- 14 Kraft Hockeyville Game: NYI vs. VAN (Terrace, B.C.)
- 28 Victoria Cup - CHI vs. HC Davos (Zurich, Switzerland)
- 28 NHL Premiere Challenge (pre-season) FLA vs. Tappara Tampere (Tampere, Finland)
- 29 Victoria Cup - CHI vs. Zurich Lions (Zurich, Switzerland)
- 29 NHL Premiere Challenge (pre-season) STL vs. Linkoping (Linkoping, Sweden)
- 30 NHL Premiere Challenge (pre-season) DET vs. Farjestad (Karlstad, Sweden)
- 30 NHL Premiere Challenge (pre-season) FLA vs. Jokerit (Helsinki, Finland)
- 30 Opening Day Playing Rosters set (3:00 p.m. ET)

**OCTOBER 2009**

- 1 Hockey Fights Cancer Awareness Month
- 1 Opening Night - 92nd NHL Regular Season begins
- 1 SJ @ COL - Joe Sakic's number #19 retired
- 2 NYR at PIT (Stanley Cup Banner raised)
- 2 NHL Premiere - CHI vs. FLA (Helsinki, Finland)
- 2 NHL Premiere - DET vs. STL (Stockholm, Sweden)
- 3 NHL Premiere - CHI vs. FLA (Helsinki, Finland)
- 3 NHL Premiere - DET vs. STL (Stockholm, Sweden)
- 3 All 30 teams in action
- 24 All 30 teams in action
- TBA Lester Patrick Award luncheon (New York, NY)

**NOVEMBER 2009**

- 4-7 U20 4 Nations Cup
- 7 Hockey Hall of Fame Game (DET at TOR)
- 8 Hockey Hall of Fame Legends Game (Canada vs. World)
- 9 Hockey Hall of Fame Induction Ceremony (Toronto, ON)  
Inductees: Brett Hull, Brian Leetch, Luc Robitaille, Steve Yzerman (Player category); Lou Lamoriello (Builder category)

**DECEMBER 2009**

- 1 Signing deadline for Group 2 free agents
- 19-27 Holiday Roster Freeze in effect. For all players on an NHL active roster, injured reserve, or players with non-roster and injured non-roster status as of midnight, local time, December 19, a roster freeze shall apply through midnight local time December 27, with respect to waivers, trades and loans, subject to the exceptions provided for in CBA Article 16.10.
- 24-25 No scheduled practices - dressing rooms closed
- 26 - Jan.5 IIHF World U20 Championship (Saskatoon & Regina, Canada)

**JANUARY 2010**

- 1 2010 Bridgestone NHL Winter Classic: PHI at BOS (Fenway Park, Boston)
- 17 NHL on NBC (game of the week coverage begins)
- 29-31 Hockey Weekend Across America (USA Hockey)
- 30 CBC's Hockey Day in Canada (Host: Stratford, ON) Montreal at Ottawa, Vancouver at Toronto, Edmonton at Calgary

**FEBRUARY 2010**

- 1 Hockey is for Everyone Month
- 14 Last NHL games before Olympic break
- 15-23 2010 Winter Olympic Break: No scheduled practices - dressing rooms closed
- 16 Olympic Hockey tournament begins (Vancouver, Canada)
- 22 30th Anniversary of 'Miracle on Ice' game (1980)
- 26 Olympic Bronze medal game
- 28 Olympic Gold medal game

**MARCH 2010**

- 1 NHL Regular season resumes after Olympic break
- 3 Trade deadline (3:00 p.m. ET)

**APRIL 2010**

- 8-10 NCAA Frozen Four (Ford Field, Detroit)
- 11 Last day of 2009-2010 regular season
- 13-23 IIHF U18 World Championship (Mogilev & Bobruisk, Belarus)
- 14 Stanley Cup Playoffs begins

**MAY 2010**

- 1-9 2010 Royal Bank Cup (Dauphin, MB)
- 7-23 IIHF World Championship (Mannheim & Gelsenkirchen, Germany)
- 14-23 2010 Mastercard Memorial Cup (Brandon, MB)
- 24-29 NHL Combine (Toronto, ON)

**JUNE 2010**

- 18 Last possible day for 2009 Stanley Cup Final
- TBA Deadline for first club-elected salary arbitration (later of June 15 or 48 hours after the conclusion of the Stanley Cup Final, 5:00 p.m. ET)
- TBA 2010 NHL Awards (Las Vegas, Nevada)
- TBA NHL Entry Draft (Location: TBA)

**JULY 2010**

- 1 Free Agency period begins
- 5 Deadline for player-elected salary arbitration notification (5:00 p.m. ET)
- 6 Deadline for club-elected salary arbitration notification (5:00 p.m. ET)
- 20 - Aug.4 Salary arbitration hearings held

**AUGUST 2010**

- 6 Deadline for salary arbitration decisions to be rendered





Ticket Information



Variable Ticket Pricing:

The Sabres will once again feature variable ticket pricing for tickets to all home games. The five pricing levels include Platinum, Gold, Silver, Bronze, and Value. The classifications are determined by the opponent, time of the year, day of the week, rivalries, and games against all-star players. This season there are 4 Platinum games, 10 Gold games, 15 Silver games, 9 Bronze games, and 3 Value games.

2009-2010 Ticket Pricing:

Seating available for wheelchair users.

2009-2010 TICKET PRICES	ARENA SEATING	SEASON TICKETS	PLATINUM		GOLD		SILVER		BRONZE		VALUE	
			Mini-Pk	Window	Mini-Pk	Window	Mini-Pk	Window	Mini-Pk	Window	Mini-Pk	Window
	200 Club Lvl	\$3,444.00 (\$84.00 ea.)	\$231	\$233	\$171	\$173	\$130	\$132	\$112	\$114	\$97	\$99
	200 Club Endzone	\$2,788.00 (\$68.00 ea.)	\$231	\$233	\$171	\$173	\$130	\$132	\$106	\$108	\$90	\$92
	100 Lvl Pref	\$2,542.00 (\$62.00 ea.)	\$212	\$214	\$156	\$158	\$126	\$128	\$81	\$83	\$68	\$70
	100 Lvl II	\$1,988.50 (\$48.50 ea.)	\$183	\$185	\$135	\$137	\$95	\$97	\$64	\$66	\$54	\$56
	100 Lvl III	\$1,517.00 (\$37.00 ea.)	N/A	\$155	N/A	\$115	N/A	\$78	N/A	\$56	N/A	\$42
	100 Lvl IV	\$1,332.50 (\$32.50 ea.)	N/A	\$137	N/A	\$101	N/A	\$58	N/A	\$39	N/A	\$36
	300 Lvl I	\$1,517.00 (\$37.00 ea.)	N/A	\$116	N/A	\$86	N/A	\$76	N/A	\$53	N/A	\$44
	300 Lvl II	\$1,127.50 (\$27.50 ea.)	\$96	\$98	\$70	\$72	\$56	\$58	\$37	\$39	\$29	\$31
	300 Lvl III	\$861.00 (\$21.00 ea.)	N/A	\$78	N/A	\$58	N/A	\$47	N/A	\$32	N/A	\$24
	300 Lvl IV	\$861.00 (\$21.00 ea.)	N/A	\$78	N/A	\$58	N/A	\$47	N/A	\$32	N/A	\$24

Sabres Tickets are available in person at the HSBC Arena Box Office, all Tickets.com Outlets in Tops Markets, online at [www.sabres.com](http://www.sabres.com) or [www.tickets.com](http://www.tickets.com). To charge tickets by phone, call 1.888.223.6000.





Sabres 2009-2010 Regular Season Schedule

OCTOBER 2009

Saturday	October 3	MON	7:00 p.m.
Thursday	October 8	PHX	7:00 p.m.
Saturday	October 10	@ NSH	8:00 p.m.
Tuesday	October 13	DET	7:00 p.m.
Friday	October 16	NYI	7:30 p.m.
Saturday	October 17	ATL	7:00 p.m.
Wednesday	October 21	@ FLA	7:30 p.m.
Saturday	October 24	@ TB	7:30 p.m.
Wednesday	October 28	@ NJ	7:00 p.m.
Friday	October 30	TOR	7:30 p.m.
Saturday	October 31	@ NYI	7:00 p.m.

NOVEMBER 2009

Wednesday	November 4	NYI	7:00 p.m.
Friday	November 6	PHI	7:30 p.m.
Saturday	November 7	@ BOS	7:00 p.m.
Wednesday	November 11	EDM	7:00 p.m.
Friday	November 13	CGY	7:30 p.m.
Saturday	November 14	@ PHI	7:00 p.m.
Wednesday	November 18	FLA	7:00 p.m.
Friday	November 20	BOS	7:30 p.m.
Saturday	November 21	@ OTT	7:00 p.m.
Wednesday	November 25	@ WSH	7:00 p.m.
Friday	November 27	@ PHIL	1:00 p.m.
Saturday	November 28	CAR	7:00 p.m.
Monday	November 30	@ TOR	7:00 p.m.

DECEMBER 2009

Thursday	December 3	MON	7:00 p.m.
Saturday	December 5	NYR	7:00 p.m.
Monday	December 7	NJ	7:00 p.m.
Wednesday	December 9	WSH	7:00 p.m.
Friday	December 11	CHI	7:30 p.m.
Saturday	December 12	@ NYR	7:00 p.m.
Monday	December 14	@ MON	7:30 p.m.
Wednesday	December 16	@ OTT	7:30 p.m.
Friday	December 18	TOR	7:30 p.m.
Saturday	December 19	PIT	7:00 p.m.
Monday	December 21	@ TOR	7:00 p.m.
Wednesday	December 23	@ WSH	7:00 p.m.
Saturday	December 26	OTT	7:00 p.m.
Sunday	December 27	@ STL	6:00 p.m.
Tuesday	December 29	PIT	7:00 p.m.

JANUARY 2010

Friday	January 1	ATL	7:30 p.m.
Sunday	January 3	@ MON	3:00 p.m.
Wednesday	January 6	TB	7:00 p.m.
Friday	January 8	TOR	7:30 p.m.
Saturday	January 9	COL	7:30 p.m.
Thursday	January 14	@ ATL	7:00 p.m.
Saturday	January 16	@ NYI	7:00 p.m.
Monday	January 18	@ PHX	7:00 p.m.
Tuesday	January 19	@ ANA	10:00 p.m.
Thursday	January 21	@ LA	10:30 p.m.
Saturday	January 23	@ SJ	10:30 p.m.
Monday	January 25	@ VAN	10:00 p.m.
Wednesday	January 27	NJ	7:00 p.m.
Friday	January 29	BOS	7:30 p.m.

FEBRUARY 2010

Monday	February 1	@ PIT	7:00 p.m.
Wednesday	February 3	OTT	7:00 p.m.
Friday	February 5	CAR	7:30 p.m.
Saturday	February 6	@ CBJ	7:00 p.m.
Tuesday	February 9	BOS	7:00 p.m.
Thursday	February 11	@ CAR	7:00 p.m.
Saturday	February 13	SJ	7:00 p.m.

MARCH 2010

Tuesday	March 2	@ PIT	7:30 p.m.
Wednesday	March 3	WSH	7:00 p.m.
Friday	March 5	PHI	7:30 p.m.
Sunday	March 7	@ NYR	7:00 p.m.
Wednesday	March 10	DAL	7:00 p.m.
Friday	March 12	MIN	7:30 p.m.
Saturday	March 13	@ DET	7:00 p.m.
Tuesday	March 16	@ ATL	7:00 p.m.
Thursday	March 18	@ TB	7:30 p.m.
Saturday	March 20	@ FLA	7:00 p.m.
Sunday	March 21	@ CAR	5:00 p.m.
Wednesday	March 24	MON	7:30 p.m.
Friday	March 26	OTT	7:30 p.m.
Saturday	March 27	TB	7:00 p.m.
Monday	March 29	@ BOS	7:00 p.m.
Wednesday	March 31	FLA	7:00 p.m.

APRIL 2010

Thursday	April 1	@ TOR	7:00 p.m.
Saturday	April 3	@ MON	7:00 p.m.
Tuesday	April 6	NYR	7:00 p.m.
Thursday	April 8	@ BOS	7:00 p.m.
Saturday	April 10	@ OTT	7:00 p.m.
Sunday	April 11	@ NJ	5:00 p.m.

\*All game times Eastern Standard Time.  
\*Home games are in listed red.

